




Alpine


Alpine Grey AS_75,5*151
Alpine Grey_32*90





Alpine


Alpine Anthracite
AS_90*90





MATCHING
WALL COLLECTIONS
ALPINE_WHITE BODY | Pag. 214

ALPINE

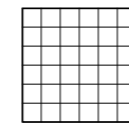


90 * 90 * 1 cm 36 * 36"			
RECTIFIED	ALL IN ONE	HONED	SOFT
	BN90	BN131	BN48
ANTHRACITE	28495	28499	29376
BEIGE	28497	28500	29377
GREY	28496	28501	29378
WHITE	28498	28502	29379




60 * 60 * 1 cm 24 * 24"	
RECTIFIED	ALL IN ONE
	BN88
ANTHRACITE	28486
BEIGE	28487
GREY	28488
WHITE	28489

D. ALPINE MOSAIC



30 * 30 cm 12 * 12"		
RECTIFIED	ALL IN ONE	HONED
	P37	P38
ANTHRACITE	29179	29183
BEIGE	29180	29184
GREY	29181	29185
WHITE	29182	29186



75,5 * 151 * 1 cm 30 * 59"	
RECTIFIED	ALL IN ONE
	BN119
ANTHRACITE	28511
BEIGE	28512
GREY	28513
WHITE	28514



60 * 120 * 1 cm 24 * 48"			
RECTIFIED	ALL IN ONE	HONED	SOFT
	BN116	BN132	BN72
ANTHRACITE	28478	28482	29372
BEIGE	28479	28483	29375
GREY	28480	28484	29373
WHITE	28481	28485	29374

CARACTERÍSTICAS TÉCNICAS | TECHNICAL CHARACTERISTICS

joint	frost proof	versatile	matt	gloss (honed)	full body	diferent shades	shade variation	various graphics

PIEZA COMPLEMENTARIA | COMPLEMENTARY PIECE

AF. Alféizar - Windowsill	PL. /18 Peldaño técnico - Technical stair - thread	PT. Peldaño técnico - Technical stair - thread	PR. Peldaño Romo Rounded stair - thread	R. Rodapie Skirting	S.K.I.	S.K.D.	Z.R.I.	Z.R.D.
25*90 cm 10*36" P77 25*120 cm 10*48" P54	30*60 cm 12*24" P54 30*90 cm 12*36" P76 30*120 cm 12*48" P75 30*75,5 cm 12*30" P70 30*151 cm 12*59" P80	30*60 cm 12*24" P54 30*90 cm 12*36" P76 30*120 cm 12*48" P75 30*75,5 cm 12 * 30" P70 30*151 cm 12 * 59" P80 A= 1 cm B= 3 cm	30*60 cm 12*24" P64 30*90 cm 12*36" P61 30*120 cm 12*48" P77 30*75,5 cm 12*30" P78 30*151 cm 12*59" P54	8*60 cm / AS 3*24" P34 8*60 cm / HO 3*24" P34 8*75,5 cm / AS 3*30" P43 8*90 cm / AS 3*36" P44 8*90 cm / HO 3*36" P44	8*30 cm 3*12" P55			

PIEZA ESPECIAL PISCINA | SPECIAL PIECE POOL

P.V. Peldaño Vierteagua Pool Coping	ANG.P.V. Peldaño vierteagua angulo Pool Coping internal corner	E.P.V. Peldaño vierteagua esquina Pool Coping external corner	REJ. Rejilla Drainage grate	ANG.REJ. Angulo rejilla Angle corner drainage grate	T.REJ. Taco rejilla Square corner drainage grate
20*60 cm 8*24" P61 20*90 cm 8*36" P81	20*60 cm 8*24" P70 (2 units) 20*90 cm 8*36" P75 (2 units)	20*60 cm 8*24" P70 (2 u.) 20*90 cm 8*36" P75 (2 u.)	15*60*2,2 cm 6*24" P54 15*90*2,2 cm 6*36" P76	15*60*2,2 cm 6*24" P75 (2 u.) 15*90*2,2 cm 6*36" P57 (2 u.)	15*15*2,2 cm 6*6" P85

CARACTERÍSTICAS TÉCNICAS ANTIDESLIZAMIENTO | ANTI-SLIP CHARACTERISTICS

Ensayo Essay	Características Features	Resultado Result		
		ALL IN ONE	HONED	SOFT
DIN 51130	Ángulo crítico (Pies calzados) Critical angle (footwear)	R11	-	-
DIN 51097	Ángulo crítico (Pies descalzos) Critical angle (Wet loaded barefoot)	A+B+C	-	-
BS 7976-2	Antideslizamiento (Test del péndulo) Slip resistance (Pendulum test-PTV)	+36 Wet	-	-
UNE-ENV 12633	Antideslizamiento (Test del péndulo) Slip resistance (Pendulum test)	Class 3	-	Class 1
ANSI A137.1	Coefficiente de Fricción Dinámico Dynamic Coefficient of Friction (DCOF)	>0,42	-	-
ISO 10545-6	Resistencia a la abrasion profunda/ Resistance to Deep Abrasion	< 175 mm ³	< 175 mm ³	< 175 mm ³

EMBALAJE | PACKING

(Los pesos aquí reflejados pueden sufrir ligeras variaciones en función del lote de producción. Weights shown here may slightly vary depending on the production lot.)

Formato Sizes	Cajas Boxes			Pallet			Cont./20' 21500 kg.	Cont./20' 24000 kg.
	Piezas	m2/ sq.m	kg	Cajas	m2/ sq.m	kg		
75,5 * 151 * 1	1	1,14	26	44	50,16	1189	160 * 92 * 76	853 m2 (17 pallets) 20213 kg (17 pallets)
90 * 90 * 1	2	1,62	40	22	35,64	905	105 * 95 * 75	846,7 945,15
60 * 120 * 1	2	1,44	33,18	27	38,88	920	120 * 80 * 75	908,61 1014,26
60 * 60 * 1	3	1,08	24,3	36	38,88	899	120 * 80 * 75	929,83 1037,95
inch	units	ft2	lb	Boxes	ft2	lb	Sizes Inch approx.	ft2 ft2
29 3/4 * 59 7/16 * 3/8	1	12,27	57,32	44	539,91	2621,29	47 1/4 * 31 1/2 * 29 15/16	9181,62 ft2 (17 pallets) 44562 lb (17 pallets)
35 7/16 * 35 7/16 * 3/8	2	17,44	83,69	22	383,63	1.896,22	41 5/6 * 37 3/8 * 29 1/2	9589,39 10704,43
23 5/8 * 47 1/4 * 3/8	2	15,50	73,15	27	418,50	2.027,92	47 1/4 * 31 1/2 * 29 1/2	9781,75 10919,17
23 5/8 * 23 5/8 * 3/8	3	11,63	53,57	36	418,50	1.981,49	47 1/4 * 31 1/2 * 29 1/2	10010,95 11175,02