


Camelot

60X120 - 60X60 / 24''X48'' - 24''X24''



CAMELOT ACQUA RECT.
60 X 120 / 24'' X 48''

N10/M



CAMELOT ACQUA RECT.
60 X 60 / 24'' X 24''

R47/M



CAMELOT BLUE RECT.
60 X 120 / 24'' X 48''

N10/M




CAMELOT BLUE RECT.
60 X 60 / 24'' X 24''

R47/M



TROYA MIX BLUE RECT.
60 X 60 / 24'' X 24''



R23/M




CAMELOT BLUE RECT. 60X60. TROYA MIX BLUE RECT. 60X60.

CAMELOT ACQUA RECT 60X120.OH.YEAH.WHYTE RECT. 40X120.



VARIACIÓN DE DISEÑO · GRAPHIC FACES · VARIATION GRAPHIQUE · FARBSTEMPEL



60X120 - 10 PIEZAS/10 PIECES/10 PIÈCES
 60X60 - 20 PIEZAS/20 PIECES/20 PIÈCES

CARACTERÍSTICAS TÉCNICAS · TECHNICAL CHARACTERISTICS · CARACTÉRISTIQUES TECHNIQUES · TECHNISCHE EIGENSCHAFTEN

- P** PORCELÁNICO/PORCELAIN TILES
GRÈS CERÁME/FEINSTEINZEUG
- M** MATE/MATT
MAT/MATT
- ✓** RECTIFICADO/RECTIFIED
RECTIFIÉ/KALIBRIERT

- V4** VARIACION FUERTE/SUBSTANTIAL VARIATION
FORTE VARIATION/HOHES FARBSPIEL
- +** ESPESOR/THICKNESS/ÉPAISSEUR/EMPFOHLENE FUGENBREITE:
60X120 - 11,7mm/0,46"
60X60 - 10mm/0,39"

FORMATO SIZE FORMAT VERPACKUNG	PZS/CAJA TILES/BOX PIÈCES/BOITE STK/BOX	M ² /CAJA SQM/BOX MÈTRES/BOITE M ² /BOX	Kg/CAJA Kg/BOX Kg/BOITE Kg/BOX	CAJAS/PALLET BOXES/PALLET BOITES/PALETTE BOX/PALLET	M ² /PALLET SQM/PALLET MÈTRES/PALETTE M ² /PALLET	Kg/PALLET Kg/PALLET MÈTRES/PALETTE Kg/PALLET
60X120	2	1.44	38.50	27	38.88	1040
60X60	4	1.44	33.50	32	46.08	1072