



QUA
GRANITE



Q U A R T Z
A Q U A
Q U A L I T Y

KUVARS KRİSTALLERİ,
SUYUN GÜCÜ VE
EŞSİZ KALİTENİN
UYUMUNDAN DOĞAN
BİR GRANİT...

*QUARTZ CRYSTALS...
A GRANITE DERIVED
FROM HARMONY OF
WATER POWER AND
UNIQUE QUALITY...*

| | |
|------------------|----------------|
| ALONE | 50 |
| ARABESCATO | 6 |
| ARDEZYA | 175 |
| ARK | 203 / 247 |
| ARMADA | 179 |
| ARTWORK | 181 |
| ASHY | 56 |
| AURORA | 10 |
| BAMBOO | 99 |
| BENELUX | 183 |
| BLUE JEANS | 103 |
| BIANCO RIVER | 101 |
| BIANCO DOLOMITI | 14 |
| CALACATTA | 105 |
| CALACATTA GOLDIE | 18 / 247 |
| CALACATTA OCEAN | 107 / 253 |
| CANYON | 109 |
| CARRARA | 113 |
| CHOICE | 209 |
| CIPOLLINO | 187 |
| COMODO | 65 |
| COMPLETO | 22 |
| CROSS | 60 |
| CROWN | 115 |
| DAKOTA | 193 |
| DEEPSTONE | 117 |
| DESERTO | 119 |
| ELEGANT | 26 |
| ESPINA | 123 |
| FANTASY | 255 |
| FENOMEN | 30 |
| FIO DI BOSCO | 257 |
| FIROZA | 34 |
| FOREST | 221 |
| FUEGO | 125 |
| IMPERIAL | 127 |
| LAGUNA ALASKA | 69 |
| LIENZO | 129 |
| LONDON | 71 |
| LUNA | 213 |
| MARFIL ROSSO | 131 / 259 |
| MARINE | 77 |
| MARJINAL | 239 |
| MARMI STATUARIO | 38 / 133 / 261 |
| MELLOW GOLD | 135 |
| MOOD | 137 / 263 |
| NORDIC | 141 |
| OLDWOOD | 227 |
| PALLISANDRO | 267 |
| PANDA | 145 |
| PAONAZZO | 147 / 269 |
| PEARL | 149 |
| PIZARRA | 151 |
| PULPIS | 153 / 271 |
| QUA CRYSTAL | 241 |
| RAMO MISTO | 157 |
| SANTORINI | 81 |
| SOMBRA | 159 |
| SPACE | 161 |
| SPRING | 165 |
| STARDUST | 277 |
| STATUARIO | 167 / 275 |
| SUN ONYX | 169 |
| TERRA BIANCA | 278 |
| TIBERWOOD | 231 |
| TRAVERTINE | 197 |
| VENECIA | 46 |
| VENUS | 171 |
| VIRGINIA | 85 |
| WALNUT | 87 |
| WESTERN | 89 |

MARBLE

| | |
|------------------|-----|
| ALONE | 50 |
| ARABESCATO | 6 |
| ASHY | 56 |
| AURORA | 10 |
| BAMBOO | 99 |
| BLUE JEANS | 103 |
| BIANCO RIVER | 101 |
| BIANCO DOLOMITI | 14 |
| CALACATTA | 105 |
| CALACATTA GOLDIE | 18 |
| CANYON | 109 |
| CARRARA | 113 |
| COMPLETO | 22 |
| CROSS | 60 |
| CROWN | 115 |
| DEEPSTONE | 117 |
| DESERTO | 119 |
| ELEGANT | 26 |
| ESPINA | 123 |
| FENOMEN | 30 |
| FIROZA | 34 |
| FUEGO | 125 |
| IMPERIAL | 127 |
| LIENZO | 129 |
| MARFIL ROSSO | 131 |
| MARJINAL | 239 |
| MARMI STATUARIO | 38 |
| MELLOW GOLD | 135 |
| MOOD | 137 |
| NORDIC | 141 |
| PANDA | 145 |
| PAONAZZO | 147 |
| PEARL | 149 |
| PIZARRA | 151 |
| PULPIS | 153 |
| RAMO MISTO | 157 |
| SOMBRA | 159 |
| SPACE | 161 |
| SPRING | 165 |
| STATUARIO | 167 |
| SUN ONYX | 169 |
| TERRA BIANCA | 278 |
| VENECIA | 46 |
| VENUS | 171 |

STONE

| | |
|------------|-----|
| ARDEZYA | 175 |
| ARMADA | 179 |
| ARTWORK | 181 |
| BENELUX | 183 |
| CIPOLLINO | 187 |
| DAKOTA | 193 |
| TRAVERTINE | 197 |

CONCRETE

| | |
|--------|-----|
| ARK | 203 |
| CHOICE | 209 |
| LUNA | 213 |

MONOCHROME

| | |
|-------------|-----|
| MARJINAL | 239 |
| QUA CRYSTAL | 241 |

QUA XL

| | |
|------------------|-----|
| ARK | 247 |
| CALACATTA GOLDIE | 251 |
| CALACATTA OCEAN | 253 |
| FANTASY | 255 |
| FIO DI BOSCO | 257 |
| MARFIL ROSSO | 259 |
| MARMI STATUARIO | 261 |
| MOOD | 263 |
| PALLISANDRO | 267 |
| PAONAZZO | 269 |
| PULPIS | 271 |
| STARDUST | 277 |
| STATUARIO | 275 |
| TERRA BIANCA | 278 |

WOOD

| | |
|---------------|-----|
| COMODO | 65 |
| FOREST | 221 |
| LAGUNA ALASKA | 69 |
| LONDON | 71 |
| MARINE | 77 |
| OLDWOOD | 227 |
| SANTORINI | 81 |
| TIBERWOOD | 231 |
| VIRGINIA | 85 |
| WALNUT | 87 |
| WESTERN | 89 |

QUA | 6,5
GRANITE mm
MARBLE



Dođanın zarif formları ve gzelliđi, ışık damarlarının çekiciliđiyle vurgulanarak Qua Granite mermer koleksiyonuyla öne çıkıyor.

En sofistike mermer çeşitleri arasından seçilen hafif veya deđişken miktarlarda yoğun olan damarlar 6,5 mm inceliđinde zarafeti pekiştiriyor.



Arabescato



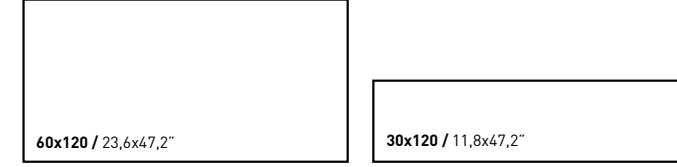
Renk Paleti
Color Palette

Arabescato



MOZAIKLER / MOSAICS

ÜRÜN BOYUTLARI / PRODUCT SIZES



ÜRÜN FACE'LERİ / PRODUCT FACES



Arabescato, derin kontrast ve ayrıntılı gri damarların mermerdeki eşsiz görünümünü harmanlıyor.

Zamansız geçmişiyle metamorfik bir taş olan Arabescato güçlü ve iz bırakan doğanın zarafetini taşır.

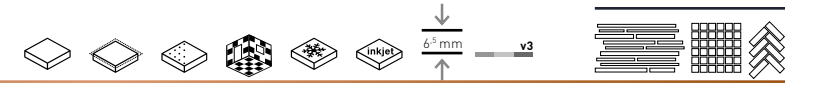


Aurora



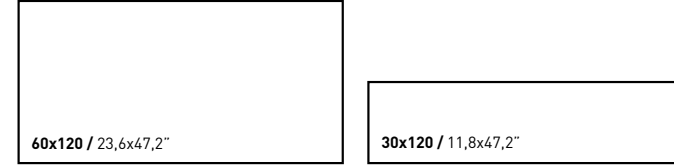
Renk Paleti
Color Palette

Aurora



MOZAIKLER / MOSAICS

ÜRÜN BOYUTLARI / PRODUCT SIZES



ÜRÜN FACE'LERİ / PRODUCT FACES



Aurora, benzersiz doğal bej renkli bir taş olmasıyla mekanlara zarif bir sadelik katıyor.

Mermerdeki ışıltı, kristal taneciklerin yüzeylerinde oluşan parlak ışıktan kaynaklanıyor.

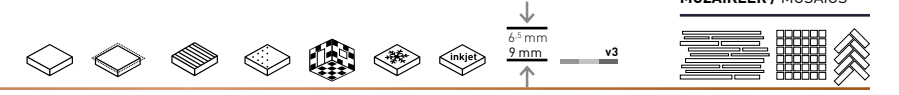


Bianco Dolomiti



Renk Paleti
Color Palette

Bianco Dolomiti



ÜRÜN BOYUTLARI / PRODUCT SIZES

| | | | |
|---------------------|--------------------|---------------------|--------------------|
| 60x120 / 23,6x47,2" | 60x60 / 23,6x23,6" | 30x120 / 11,8x47,2" | 30x60 / 11,8x23,6" |
|---------------------|--------------------|---------------------|--------------------|


ÜRÜN FACE'LERİ / PRODUCT FACES



Bianco Dolomiti, klasik mermerin güzelliğiyle büyüleyen beyaz gövdesi ve taupe şeritlerin hafif efektine sahip yumuşak görünümlü pastoral bir ortamın huzurunu yansıtıyor.

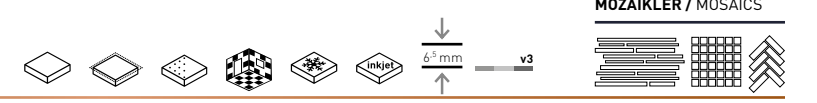


Calacatta Goldie

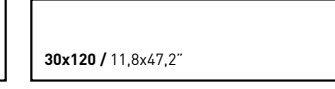
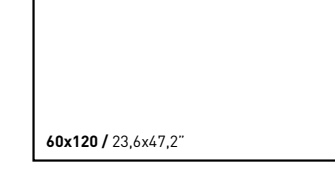


Renk Paleti
Color Palette

Calacatta Goldie



ÜRÜN BOYUTLARI / PRODUCT SIZES



ÜRÜN FACE'LERİ / PRODUCT FACES



Calacatta Goldie, ince ve yoğun altın damarların, beyaz ve katmanlı zeminle birleştiği hem yalın hem de göz alıcı eşsiz bir mermerdir.



Completo



Renk Paleti
Color Palette



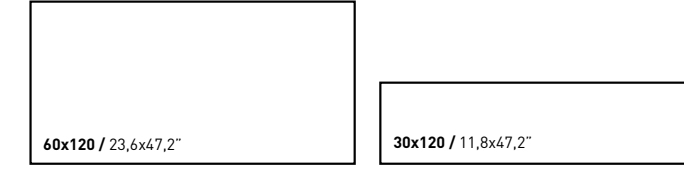
Completo, kahvenin tüm tonlarıyla parlak yüzeyde cam efekti sunuyor, derin ve katmanlı bir görünüm sağlayarak zarif bir bütünlüğü yansıtıyor.

Completo




MOZAIKLER / MOSAICS

ÜRÜN BOYUTLARI / PRODUCT SIZES



ÜRÜN FACE'LERİ / PRODUCT FACES





Elegant



Renk Paleti
Color Palette



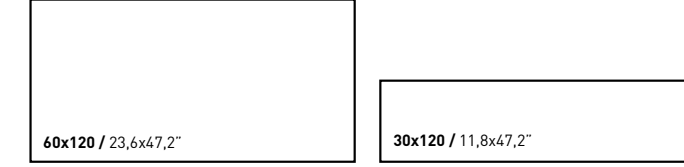
Elegant, doğanın kaotik eşsizliğini kusursuz bir şıklıkla birleştirerek toprak tonlarının turuncu damarlarla oluşturduğu etkileyici dokuya hayat veriyor.

Elegant




MOZAIKLER / MOSAICS

ÜRÜN BOYUTLARI / PRODUCT SIZES



ÜRÜN FACE'LERİ / PRODUCT FACES





Fenomen

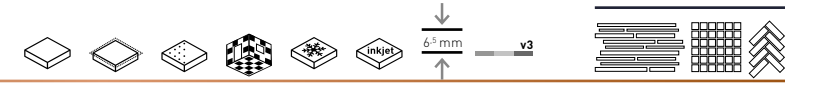


Renk Paleti
Color Palette



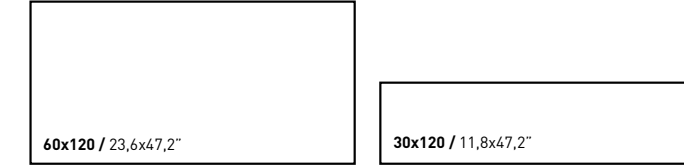
Fenomen, modern ve çarpıcı duruşuyla etkiliyor. Renklerinin zıtlığı ve güçlü desenleriyle mermerde yeni bir anlam kazandırıyor.

Fenomen




MOZAİKLER / MOSAICS

ÜRÜN BOYUTLARI / PRODUCT SIZES



ÜRÜN FACE'LERİ / PRODUCT FACES





Firoza



Renk Paleti
Color Palette



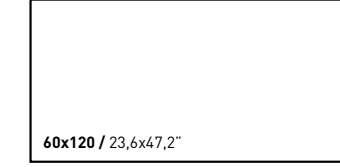
Firoza, turkuaz rengin verdiği huzuru; su, hava gibi doğal elementlerin saflığı ve doğanın pozitif enerjisiyle hissettiriyor.

Firoza

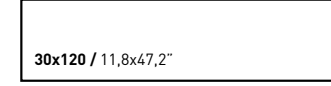


MOZAIKLER / MOSAICS

ÜRÜN BOYUTLARI / PRODUCT SIZES




60x120 / 23,6x47,2"



30x120 / 11,8x47,2"

ÜRÜN FACE'LERİ / PRODUCT FACES

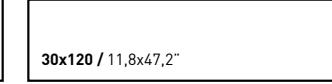
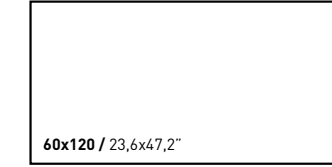


Glam




MOZAIKLER / MOSAICS

ÜRÜN BOYUTLARI / PRODUCT SIZES



ÜRÜN FACE'LERİ / PRODUCT FACES

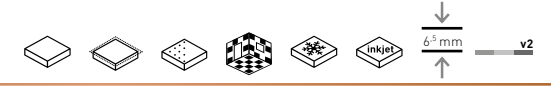


Glam. Krem renginin huzur verici etkisini seramiğin sağlam dokusuyla birleştirdik. Sonuç: Daima aydınlık ve dayanıklı bir zemin.



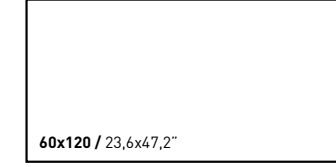
Hielo Light. Soğuk ve güzel...
Grinin açık tonları ince damarlarla hareket
kazanıyor.

Hielo Light

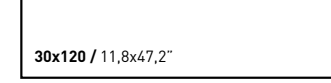


MOZAIKLER / MOSAICS

ÜRÜN BOYUTLARI / PRODUCT SIZES



60x120 / 23,6x47,2"



30x120 / 11,8x47,2"

ÜRÜN FACE'LERİ / PRODUCT FACES





Marmi Statuario



Renk Paleti
Color Palette



Terra Bianca



Renk Paleti
Color Palette

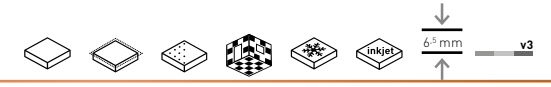


Venecia



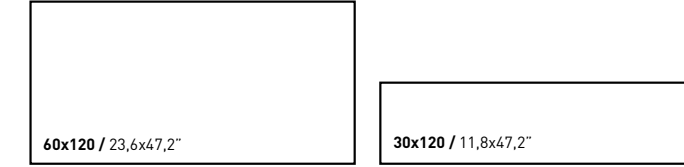
Renk Paleti
Color Palette

Venecia



MOZAİKLER / MOSAICS

ÜRÜN BOYUTLARI / PRODUCT SIZES



ÜRÜN FACE'LERİ / PRODUCT FACES

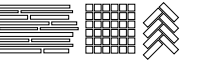


Venecia, ince ve açık çizgileri olan beyaz bir fonda, kehribarla altın notalarının ahengini göz önüne sererek karakteristik bir duruş sergiliyor.

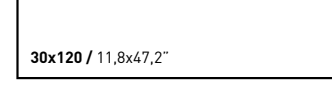
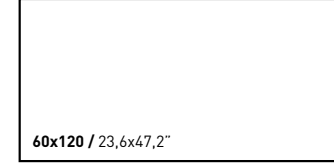
Alone Decor



MOZAIKLER / MOSAICS



ÜRÜN BOYUTLARI / PRODUCT SIZES



ÜRÜN FACE'LERİ / PRODUCT FACES



Alone Decor, beyaz ağırlıklı renkleriyle zıt renklerin uyumunu iç mekanlara taşıyor.

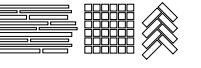


Alone Noche, siyahın zarafetini
istediğiniz alana taşıyor. İç mekanlar ayrı bir
karakter kazanıyor...

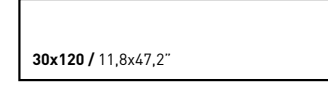
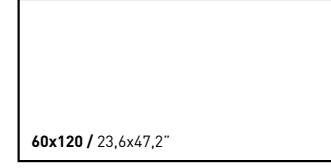
Alone Noche



MOZAİKLER / MOSAICS



ÜRÜN BOYUTLARI / PRODUCT SIZES




ÜRÜN FACE'LERİ / PRODUCT FACES



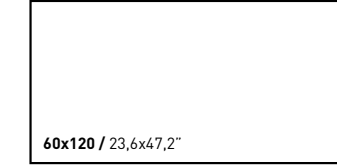
Ashy Offwhite



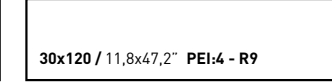
MOZAIKLER / MOSAICS



ÜRÜN BOYUTLARI / PRODUCT SIZES




60x120 / 23,6x47,2"



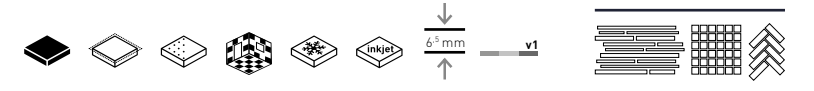
30x120 / 11,8x47,2" PEI:4 - R9

ÜRÜN FACE'LERİ / PRODUCT FACES

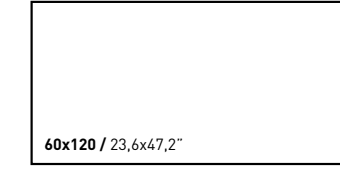


Ashy Offwhite, Küllü beyaz hiç bu kadar davetkar olmamıştı. Temizlik ve ferahlık hissi veren mekanlar için garantili seçim.

Cross



ÜRÜN BOYUTLARI / PRODUCT SIZES




ÜRÜN FACE'LERİ / PRODUCT FACES



Cross. Kendinden geometrik desenli Cross, birbirini bütünleyen kahve tonlarıyla hareketli, eskitilmiş görüntüsüyle dikkat çekici bir seçenek.



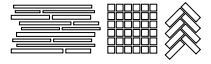
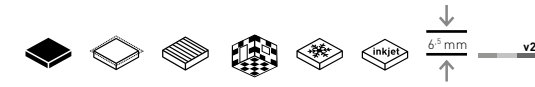
WOOD



Doğal ve sıcak karakterli ahşap, seramikle yeniden can buluyor. Qua Wood serisi, ahşabın kendine özgü dokusunu sıcak ve soğuk tonlarda yorumluyor, mekanlarda yepyeni bir hava yaratıyor. 6.5 mm'lik süper ince granit karolar, ahşap şıklığını Qua teknolojisinin inceliği ve hafifliğiyle birleştiriyor.



COMODO BONE

COMODO BONE**ÜRÜN BOYUTLARI / PRODUCT SIZES**

30x120 / 11,8x47,2" PEI:4 - R9

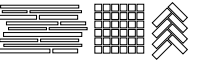
ÜRÜN FACE'LERİ / PRODUCT FACES

Comodo Bone. Antik meşe görümlü
Comodo Bone, sarı, gri ve kahverenginin
dengeli bir birleşimini sunuyor.

LAGUNA ALASKA



MOZAİKLER / MOSAICS



ÜRÜN BOYUTLARI / PRODUCT SIZES

30x120 / 11,8x47,2" PEI:4 R9

ÜRÜN FACE'LERİ / PRODUCT FACES



Laguna Alaska. Buzlu bir göl yüzeyini andıran Laguna Alaska, ahşap dokusunun sıcaklığına gri ve sarının soğuk dokunuşuyla kontrast yaratıyor.

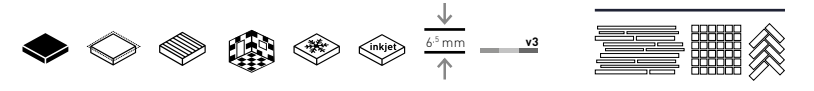


MARINE



Marine. Eski bir gemiyi andıran güçlü
Marine, siyah ve grinin dengeli birlikteliğine
sarı dokunuşlarla hareket kazandırıyor.

MARINE




MOZAİKLER / MOSAICS

ÜRÜN BOYUTLARI / PRODUCT SIZES

30x120 / 11,8x47,2" PEI:4 - R9

ÜRÜN FACE'LERİ / PRODUCT FACES



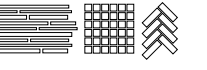


Santorini Deep Grey. Grinin en güzel tonlarını bir araya getiren Santorini Deep Grey, granitin soğukluğunu ahşabın dokusuyla birleştiriyor.

SANTORINI DEEP GREY



MOZAİKLER / MOSAICS



ÜRÜN BOYUTLARI / PRODUCT SIZES

30x120 / 11,8x47,2" PEI:3 R9

ÜRÜN FACE'LERİ / PRODUCT FACES



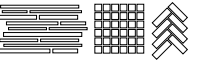


Santorini Deep Oak. Temiz meşe dokusu, sıcak bir kahve tonuyla buluşunca Santorini Deep Oak'un dokunduğu her mekan içinizi ısıtıyor.

SANTORINI DEEP OAK



MOZAİKLER / MOSAICS



ÜRÜN BOYUTLARI / PRODUCT SIZES

30x120 / 11,8x47,2" PEI:4 R9

ÜRÜN FACE'LERİ / PRODUCT FACES





Virginia Oak. Virginia Oak'un budaklı görüntüsü, zengin bir geçmiş ve gelenek hissi veren güzel mekanlar yaratıyor.

VIRGINIA OAK



MOZAİKLER / MOSAICS

ÜRÜN BOYUTLARI / PRODUCT SIZES

30x120 / 11,8x47,2" PEI:4 - R9

ÜRÜN FACE'LERİ / PRODUCT FACES



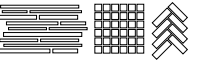


Walnut White, Cevizin ham ruhu soğuk sarı ve griyle birleşince taşın ahşapla dansı görenleri hayran bırakıyor.

WALNUT WHITE



MOZAİKLER / MOSAICS



ÜRÜN BOYUTLARI / PRODUCT SIZES

30x120 / 11,8x47,2" PEI:4 - R9

ÜRÜN FACE'LERİ / PRODUCT FACES





WESTERN



Western Honey. Bal sarısı Western Honey, gniŖiđini andıran renk tonuyla her mekana ferahlık ve tanidıklık hissi sunuyor.

WESTERN HONEY




MOZAIKLER / MOSAICS

RN BOYUTLARI / PRODUCT SIZES

30x120 / 11,8x47,2" PEI:4 - R9

RN FACE'LERİ / PRODUCT FACES





Western Royal. Çikolata kahvesi ve kendini hemen ele vermeyen derin karakteriyle Western Royal büyüyor.

WESTERN ROYAL




MOZAIKLER / MOSAICS

ÜRÜN BOYUTLARI / PRODUCT SIZES

30x120 / 11,8x47,2" PEI:4 - R9

ÜRÜN FACE'LERİ / PRODUCT FACES





Western Natura. Doğal kahverenginin sarıp sarmalayan karakteri, Western Natura'yı her mekanın alçakgönüllü yıldızı haline getiriyor.

WESTERN NATURA





MOZAIKLER / MOSAICS

ÜRÜN BOYUTLARI / PRODUCT SIZES

30x120 / 11,8x47,2" PEI:4 - R9

ÜRÜN FACE'LERİ / PRODUCT FACES





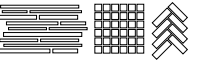
MARBLE



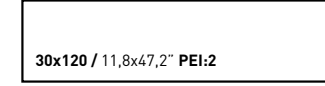
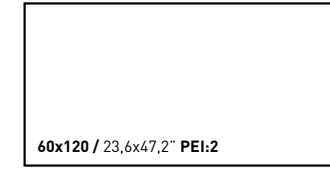
BAMBOO



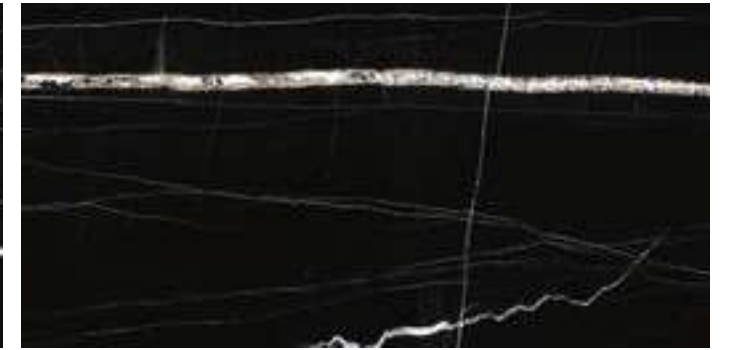
MOZAIKLER / MOSAICS



ÜRÜN BOYUTLARI / PRODUCT SIZES

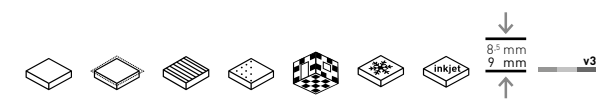


ÜRÜN FACE'LERİ / PRODUCT FACES

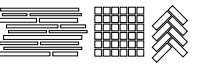




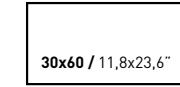
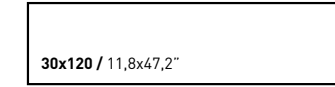
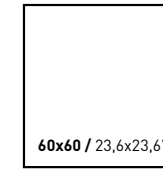
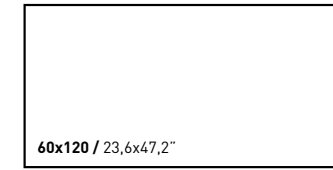
BIANCO RIVER



MOZAIKLER / MOSAICS



ÜRÜN BOYUTLARI / PRODUCT SIZES

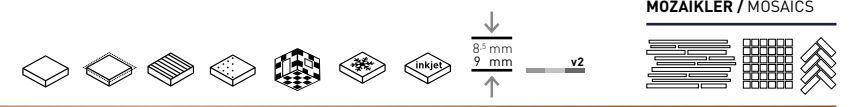


ÜRÜN FACE'LERİ / PRODUCT FACES

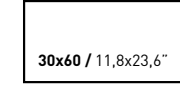
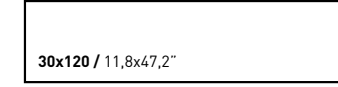
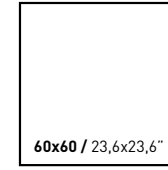
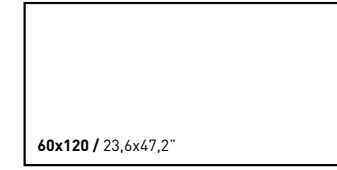




CALACATTA



ÜRÜN BOYUTLARI / PRODUCT SIZES

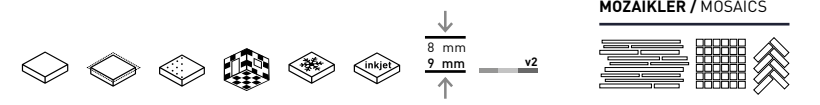


ÜRÜN FACE'LERİ / PRODUCT FACES

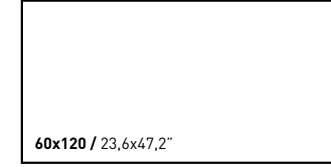





CALACATTA OCEAN



ÜRÜN BOYUTLARI / PRODUCT SIZES

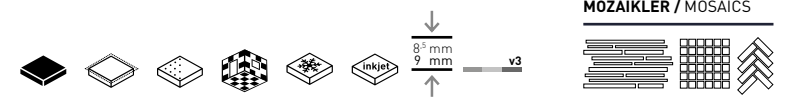


ÜRÜN FACE'LERİ / PRODUCT FACES



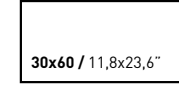
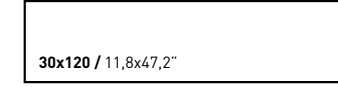
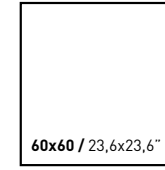
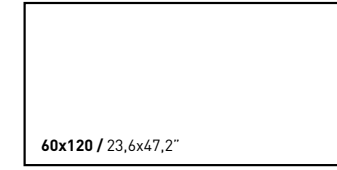


CANYON GRIGIO



MOZAİKLER / MOSAICS

ÜRÜN BOYUTLARI / PRODUCT SIZES

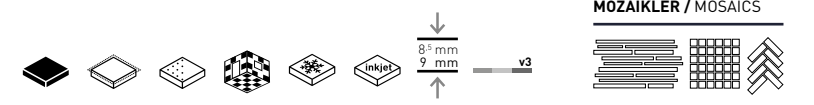


ÜRÜN FACE'LERİ / PRODUCT FACES

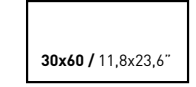
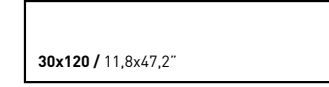
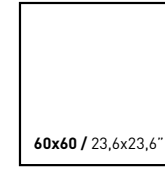
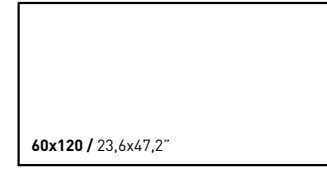




CANYON ORO



ÜRÜN BOYUTLARI / PRODUCT SIZES

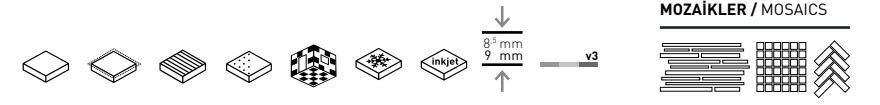


ÜRÜN FACE'LERİ / PRODUCT FACES

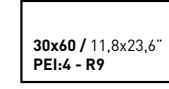
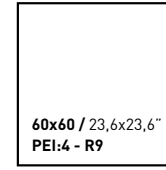
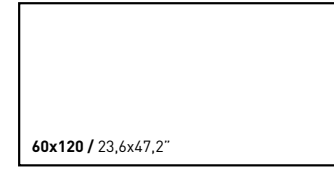




CARRARA



ÜRÜN BOYUTLARI / PRODUCT SIZES



ÜRÜN FACE'LERİ / PRODUCT FACES



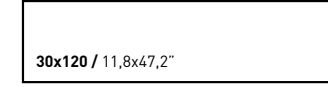
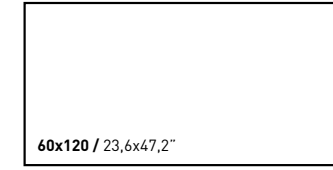


DEEPSTONE





MOZAIKLER / MOSAICS

ÜRÜN BOYUTLARI / PRODUCT SIZES



ÜRÜN FACE'LERİ / PRODUCT FACES






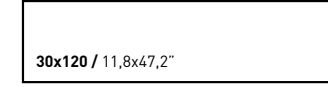
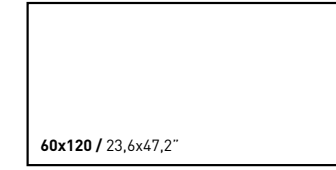
**DESERTO
KAHVERENGİ / BROWN**





MOZAIKLER / MOSAICS



ÜRÜN BOYUTLARI / PRODUCT SIZES



ÜRÜN FACE'LERİ / PRODUCT FACES

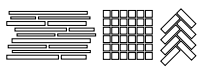




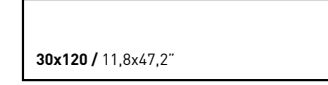
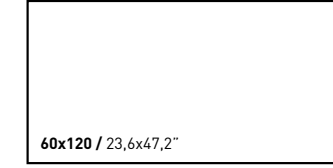
ESPINA






MOZAIKLER / MOSAICS



ÜRÜN BOYUTLARI / PRODUCT SIZES

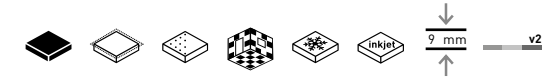


ÜRÜN FACE'LERİ / PRODUCT FACES

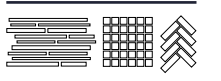




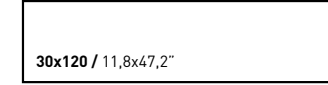
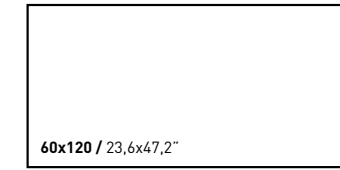
FIO DI BOSCO



MOZAIKLER / MOSAICS



ÜRÜN BOYUTLARI / PRODUCT SIZES

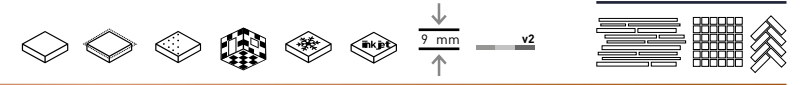


ÜRÜN FACE'LERİ / PRODUCT FACES

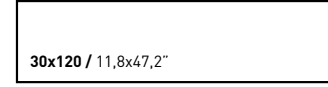
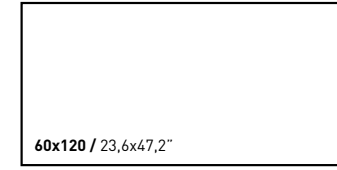







FREDO SEPIA



ÜRÜN BOYUTLARI / PRODUCT SIZES



ÜRÜN FACE'LERİ / PRODUCT FACES

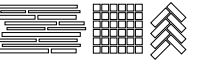




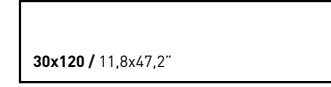
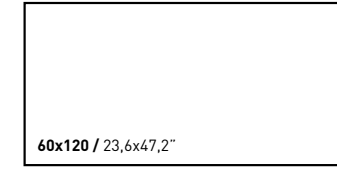
FUEGO




MOZAIKLER / MOSAICS



ÜRÜN BOYUTLARI / PRODUCT SIZES



ÜRÜN FACE'LERİ / PRODUCT FACES






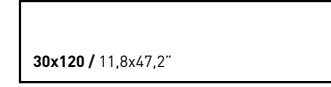
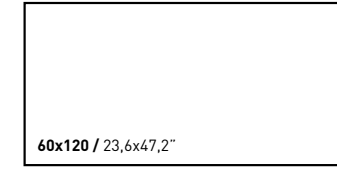
IMPERIAL



MOZAIKLER / MOSAICS



ÜRÜN BOYUTLARI / PRODUCT SIZES



ÜRÜN FACE'LERİ / PRODUCT FACES

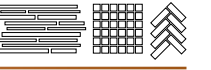




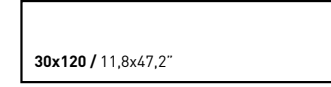
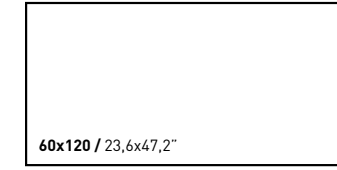
LIENZO



MOZAIKLER / MOSAICS



ÜRÜN BOYUTLARI / PRODUCT SIZES

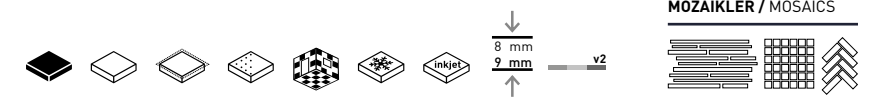


ÜRÜN FACE'LERİ / PRODUCT FACES

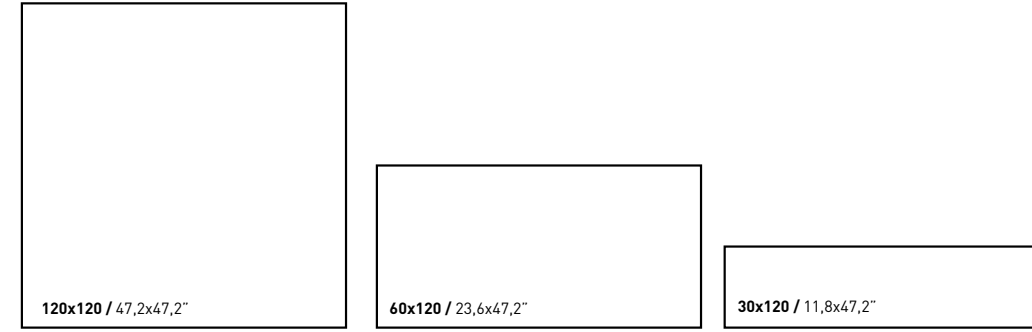




MARFIL ROSSO



ÜRÜN BOYUTLARI / PRODUCT SIZES

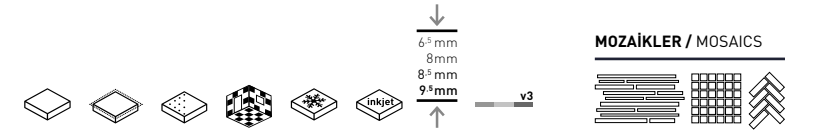


ÜRÜN FACE'LERİ / PRODUCT FACES

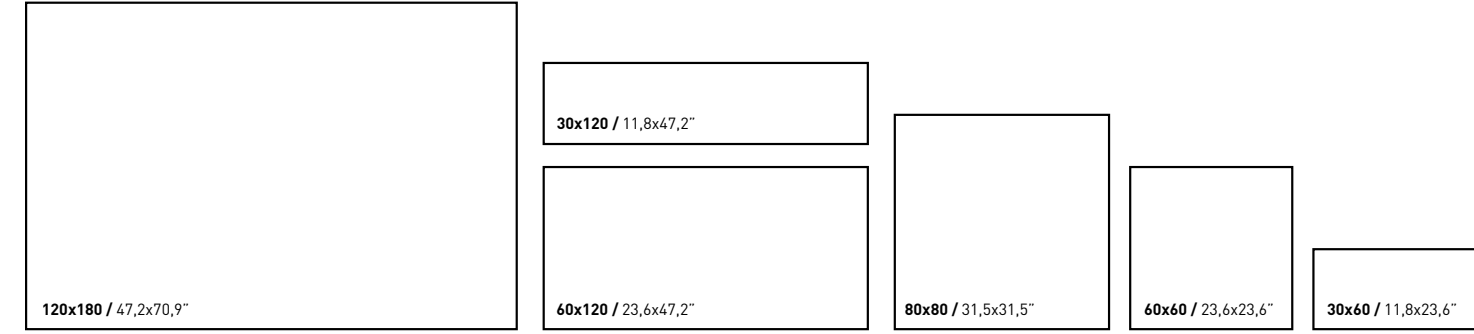




MARMI STATUARIO



ÜRÜN BOYUTLARI / PRODUCT SIZES

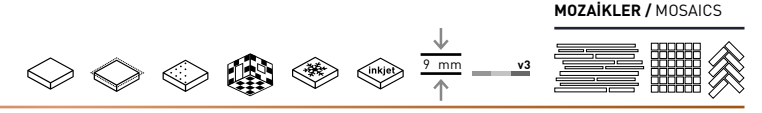


ÜRÜN FACE'LERİ / PRODUCT FACES



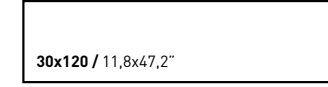
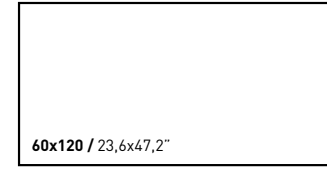


MELLOW GOLD



MOZAİKLER / MOSAICS

ÜRÜN BOYUTLARI / PRODUCT SIZES

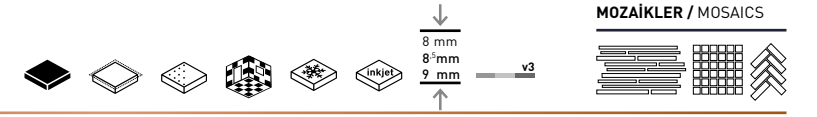


ÜRÜN FACE'LERİ / PRODUCT FACES

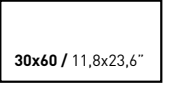
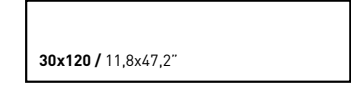
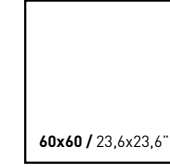
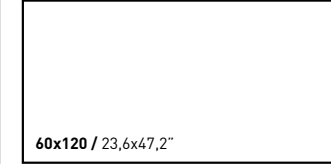
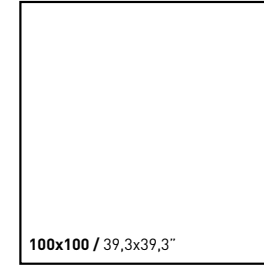




MOOD GRİ / GREY



ÜRÜN BOYUTLARI / PRODUCT SIZES

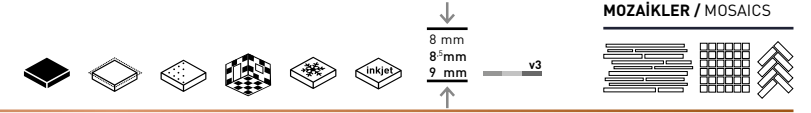


ÜRÜN FACE'LERİ / PRODUCT FACES

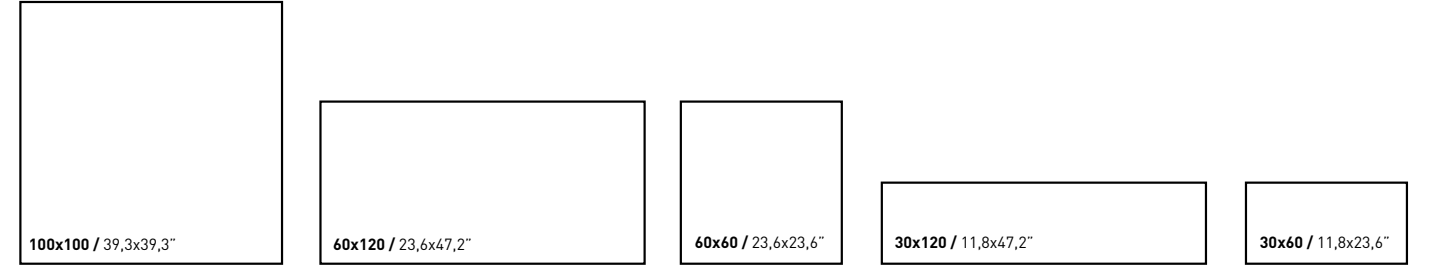




MOOD FİLDİŞİ / IVORY



ÜRÜN BOYUTLARI / PRODUCT SIZES



ÜRÜN FACE'LERİ / PRODUCT FACES

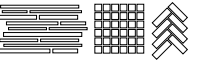




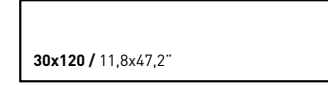
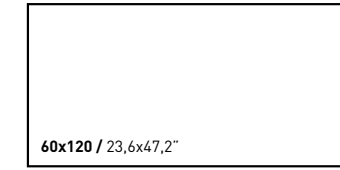
NORDIC GREY



MOZAİKLER / MOSAICS



ÜRÜN BOYUTLARI / PRODUCT SIZES



ÜRÜN FACE'LERİ / PRODUCT FACES

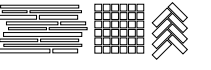




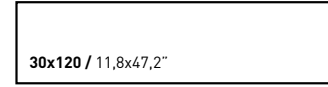
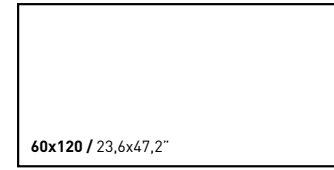
NORDIC IVORY



MOZAİKLER / MOSAICS



ÜRÜN BOYUTLARI / PRODUCT SIZES

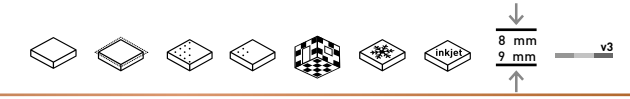


ÜRÜN FACE'LERİ / PRODUCT FACES



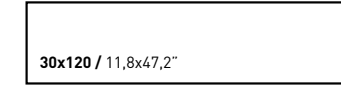
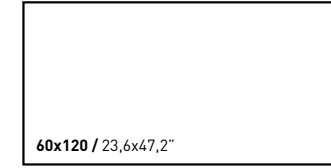



PAONAZZO



MOZAIKLER / MOSAICS

ÜRÜN BOYUTLARI / PRODUCT SIZES



ÜRÜN FACE'LERİ / PRODUCT FACES






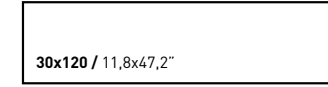
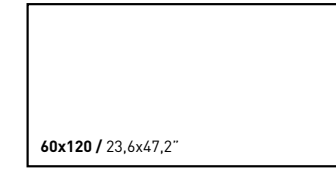
PEARL



MOZAIKLER / MOSAICS



ÜRÜN BOYUTLARI / PRODUCT SIZES



ÜRÜN FACE'LERİ / PRODUCT FACES






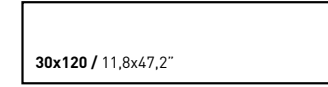
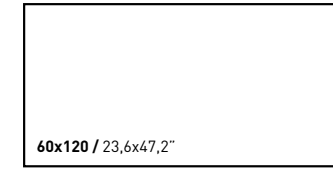
PIZARRA





MOZAIKLER / MOSAICS



ÜRÜN BOYUTLARI / PRODUCT SIZES

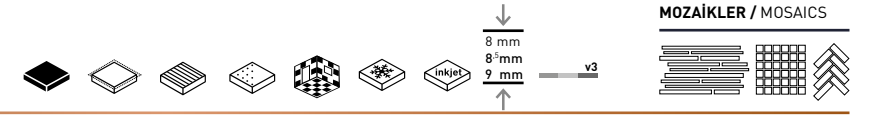


ÜRÜN FACE'LERİ / PRODUCT FACES



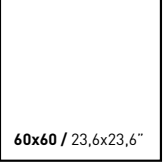

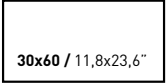




PULPIS NERO



ÜRÜN BOYUTLARI / PRODUCT SIZES

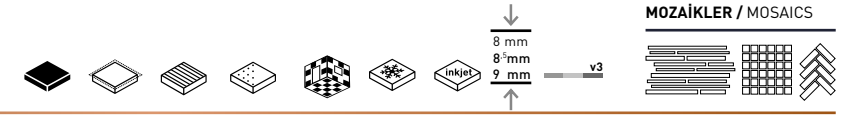
| | | | | |
|---|--|---|--|---|
|  100x100 / 39,3x39,3" |  60x120 / 23,6x47,2" PEI:3 R9 |  60x60 / 23,6x23,6" |  30x120 / 11,8x47,2" |  30x60 / 11,8x23,6" |
|---|--|---|--|---|

ÜRÜN FACE'LERİ / PRODUCT FACES

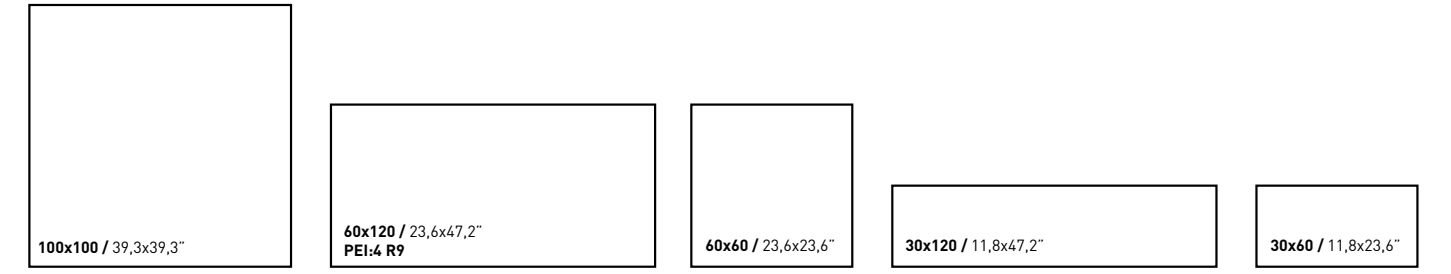




PULPIS GRİ / GREY



ÜRÜN BOYUTLARI / PRODUCT SIZES

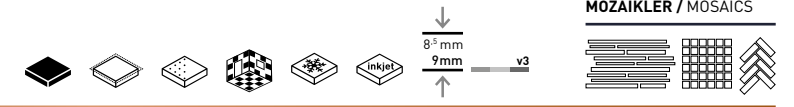


ÜRÜN FACE'LERİ / PRODUCT FACES

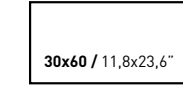
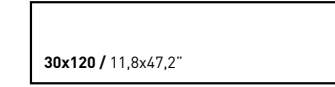
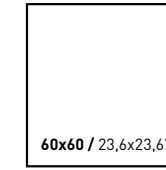
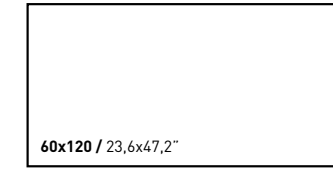




RAMO MISTO



ÜRÜN BOYUTLARI / PRODUCT SIZES



ÜRÜN FACE'LERİ / PRODUCT FACES






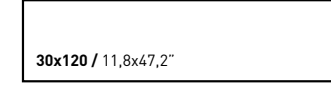
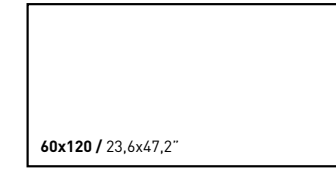
SOMBRA SİYAH / BLACK



MOZAİKLER / MOSAICS



ÜRÜN BOYUTLARI / PRODUCT SIZES

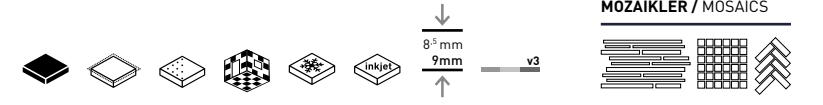


ÜRÜN FACE'LERİ / PRODUCT FACES

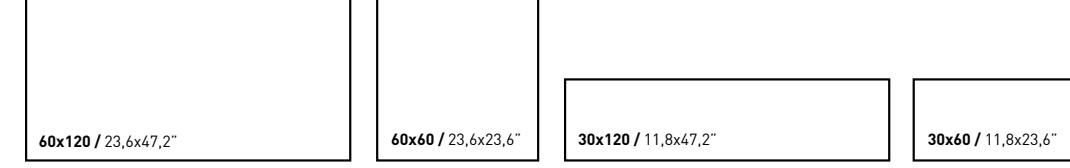





SPACE KAHVERENGİ / BROWN



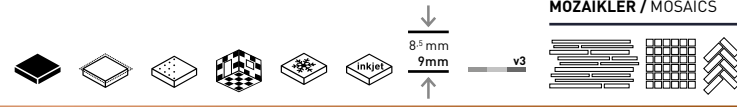
ÜRÜN BOYUTLARI / PRODUCT SIZES



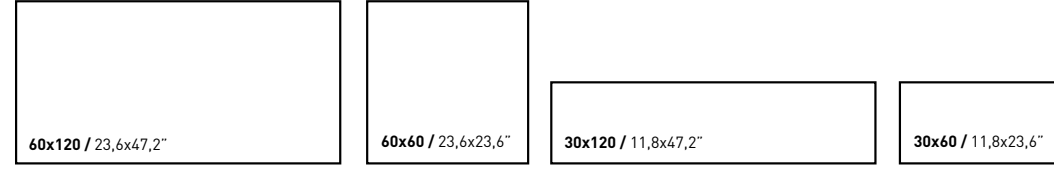
ÜRÜN FACE'LERİ / PRODUCT FACES




SPACE ANTRASİT / ANTHRACITE



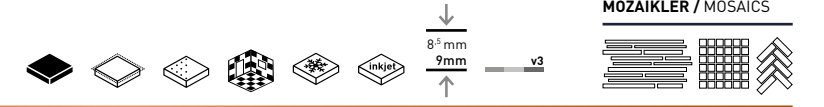
ÜRÜN BOYUTLARI / PRODUCT SIZES



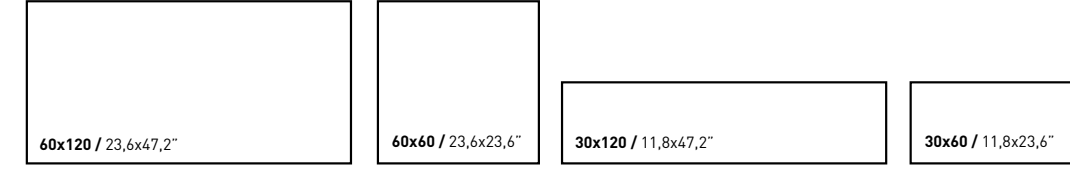
ÜRÜN FACE'LERİ / PRODUCT FACES




SPACE GRİ / GREY



ÜRÜN BOYUTLARI / PRODUCT SIZES

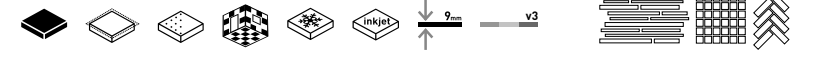


ÜRÜN FACE'LERİ / PRODUCT FACES

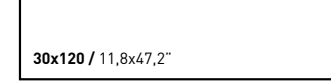
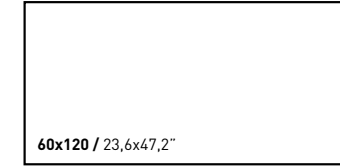









SPRING



ÜRÜN BOYUTLARI / PRODUCT SIZES

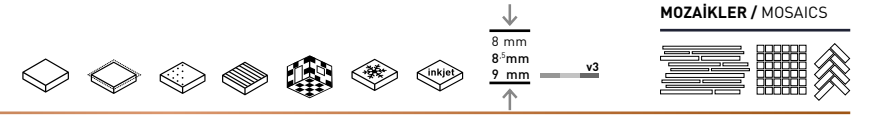


ÜRÜN FACE'LERİ / PRODUCT FACES

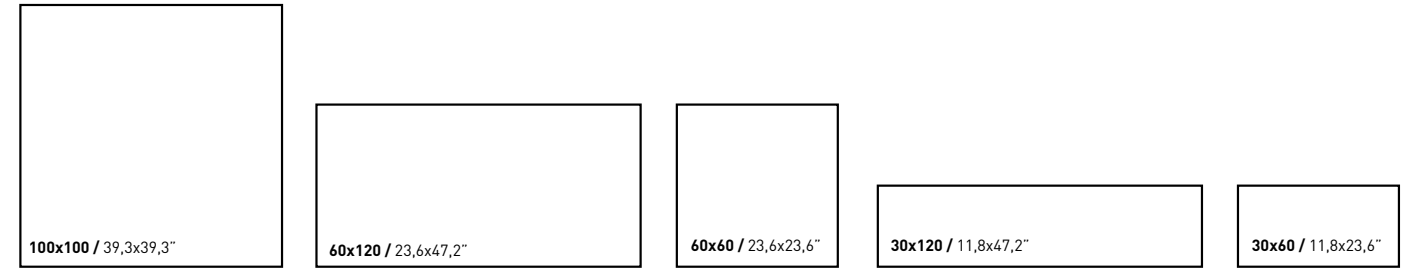




STATUARIO



ÜRÜN BOYUTLARI / PRODUCT SIZES



ÜRÜN FACE'LERİ / PRODUCT FACES






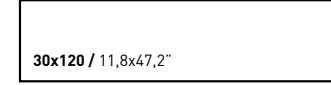
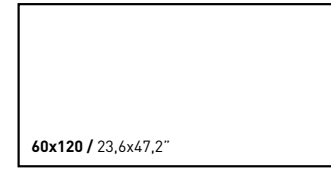
SUN ONYX



MOZAIKLER / MOSAICS



ÜRÜN BOYUTLARI / PRODUCT SIZES



ÜRÜN FACE'LERİ / PRODUCT FACES





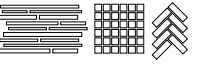
STONE



ARDEZYA GRİ / GREY




MOZAIKLER / MOSAICS



ÜRÜN BOYUTLARI / PRODUCT SIZES

| | | |
|---|--|-----------------------------------|
| 45x90x2 / 17,71x35,4x0,78" PEI:4 - R11 | 60x60 / 23,6x23,6" 60x60x2 / 23,6x23,6x0,79" PEI:4 - R10 R11(20mm) | 30X60 / 11,8x23,6" PEI:4 - R10 |
|---|--|-----------------------------------|

ÜRÜN FACE'LERİ / PRODUCT FACES



ARDEZYA
SİYAH / BLACK




MOZAİKLER / MOSAICS



ÜRÜN BOYUTLARI / PRODUCT SIZES

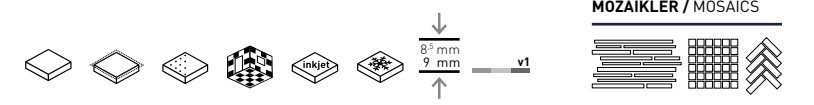
| | | |
|--|--|--|
| 45x90x2 / 17,71x35,4x0,78" PEI:3 - R11 | 60x60 / 23,6x23,6" 60x60x2 / 23,6x23,6x0,79" PEI:3 - R10 R11(20mm) | 30X60 / 11,8x23,6" PEI:3 - R10 |
|--|--|--|

ÜRÜN FACE'LERİ / PRODUCT FACES

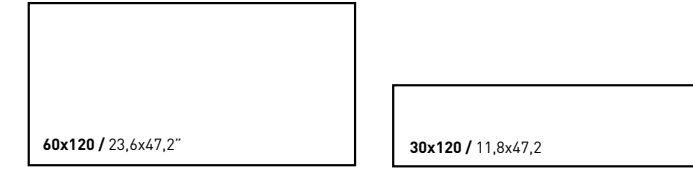




ARMADA
MIX DEKOR FON /
MIX DECOR FON



ÜRÜN BOYUTLARI / PRODUCT SIZES




ÜRÜN FACE'LERİ / PRODUCT FACES



ARMADA
DEKOR FON / DECOR FON

ÜRÜN BOYUTLARI / PRODUCT SIZES



ÜRÜN FACE'LERİ / PRODUCT FACES

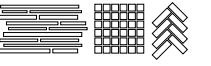




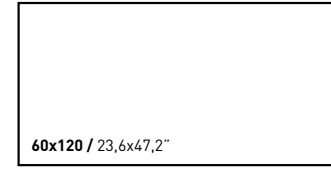
ARTWORK



MOZAIKLER / MOSAICS



ÜRÜN BOYUTLARI / PRODUCT SIZES

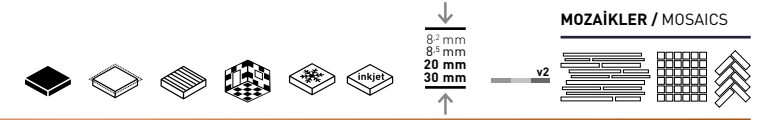


ÜRÜN FACE'LERİ / PRODUCT FACES





BENELUX SİYAH / BLACK



ÜRÜN BOYUTLARI / PRODUCT SIZES

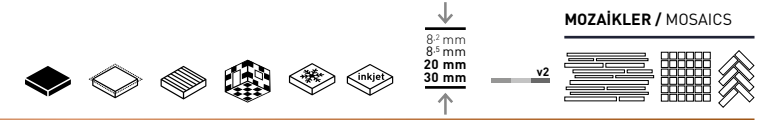
| | | | | |
|--|-------------------------------------|---|-------------------------------------|----------------------------------|
| 60x90x2 / 23,6x35,4x0,79" PEI:3 R11 | 80x80x2 / 32x32x0,8" PEI:2 - R11 | 60x60 / 23,6x23,6" 60x60x2 / 23,6x23,6x0,79" 60x60x3 / PEI:3 - R9 R11(8,5mm) R11(20mm) R11(30mm) | 45x45 / 17,17x17,17" PEI:4 R9 | 30x60 / 11,8x23,6" PEI:3 - R9 |
|--|-------------------------------------|---|-------------------------------------|----------------------------------|

ÜRÜN FACE'LERİ / PRODUCT FACES





BENELUX GRİ / GREY



ÜRÜN BOYUTLARI / PRODUCT SIZES

60x90x2 / 23,6x35,4x0,79"
PEI:3 R11


80x80x2 / 32x32x0,8"
PEI:2 - R11

60x60 / 23,6x23,6"
60x60x2 /
23,6x23,6x0,79"
60X60X3 /
PEI:3 - R9
R11(8,5mm)
R11(20mm)
R11(30mm)

45X45 /
17,17X17,17"
PEI:4 R9

30x60 / 11,8x23,6"
PEI:3 - R9

ÜRÜN FACE'LERİ / PRODUCT FACES

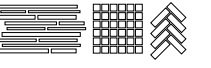




CIPOLLINO NERO



MOZAIKLER / MOSAICS



ÜRÜN BOYUTLARI / PRODUCT SIZES

60x120 / 23,6x47,2"
PEI:3 - R9

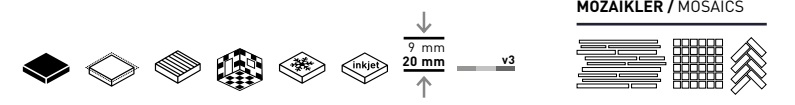
30x120 / 11,8x47,2"
PEI:3 - R9

ÜRÜN FACE'LERİ / PRODUCT FACES


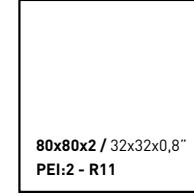





CIPOLLINO GRIGIO



ÜRÜN BOYUTLARI / PRODUCT SIZES



ÜRÜN FACE'LERİ / PRODUCT FACES

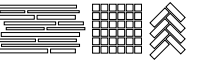




DAKOTA
KOYU GRİ / DARK GREY



MOZAİKLER / MOSAICS



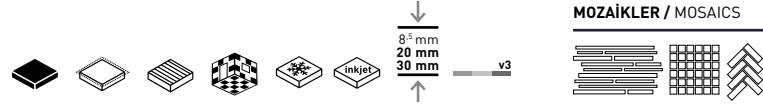
ÜRÜN BOYUTLARI / PRODUCT SIZES

| | | |
|---|--|--|
| 60x90x2 / 23,6x35,4x0,79" PEI:3 - R11 | 60x60 / 23,6x23,6" 60x60x2 / 23,6x23,6x0,79" PEI:3 - R10 R11(20mm) | 30x60 / 11,8x23,6" PEI:3 - R10 |
|---|--|--|

ÜRÜN FACE'LERİ / PRODUCT FACES



DAKOTA GRİ / GREY



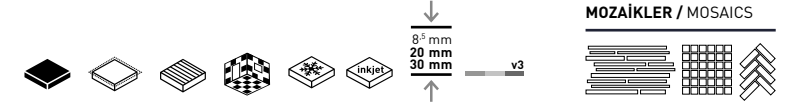
ÜRÜN BOYUTLARI / PRODUCT SIZES

| | | |
|---|---|--|
| 60x90x2 / 23,6x35,4x0,79" PEI:4 - R11 | 60x60 / 23,6x23,6" 60x60x2 / 23,6x23,6x0,79" 60x60x3 / 23,6x23,6" PEI:4 - R10 R11(20mm) R11(30MM) | 30x60 / 11,8x23,6" PEI:4 - R10 |
|---|---|--|

ÜRÜN FACE'LERİ / PRODUCT FACES



DAKOTA BEJ / BEIGE



ÜRÜN BOYUTLARI / PRODUCT SIZES

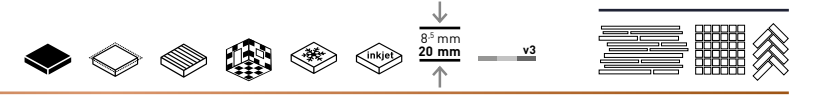
| | | |
|---|---|--|
| 60x90x2 / 23,6x35,4x0,79" PEI:4 - R11 | 60x60 / 23,6x23,6" 60x60x2 / 23,6x23,6x0,79" 60x60x3 / 23,6x23,6" PEI:4 - R10 R11(20mm) R11(30mm) | 30x60 / 11,8x23,6" PEI:4 - R10 |
|---|---|--|

ÜRÜN FACE'LERİ / PRODUCT FACES






TRAVERTINE DARK



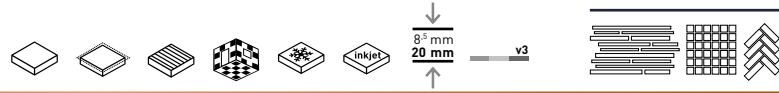
ÜRÜN BOYUTLARI / PRODUCT SIZES

60x60 / 23,6x23,6"
PEI:3
60x60x2 /
23,6x23,6x0,79"
R10/R11 (8,5mm)
R11(20mm)

ÜRÜN FACE'LERİ / PRODUCT FACES

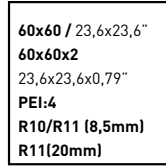
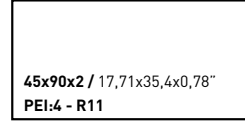
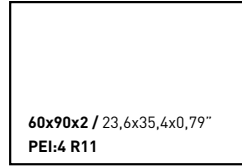


TRAVERTINE BEJ / BEIGE



MOZAIKLER / MOSAICS

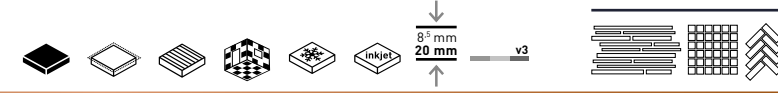
ÜRÜN BOYUTLARI / PRODUCT SIZES



ÜRÜN FACE'LERİ / PRODUCT FACES

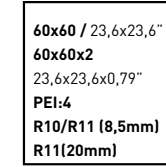
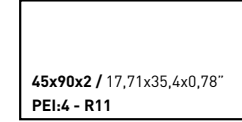
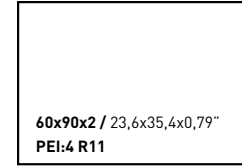


TRAVERTINE SILVER



MOZAIKLER / MOSAICS

ÜRÜN BOYUTLARI / PRODUCT SIZES



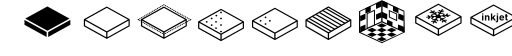
ÜRÜN FACE'LERİ / PRODUCT FACES



CONCRETE

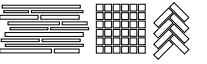


ARK SILVER

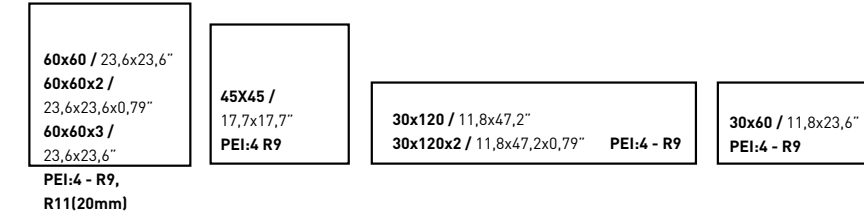
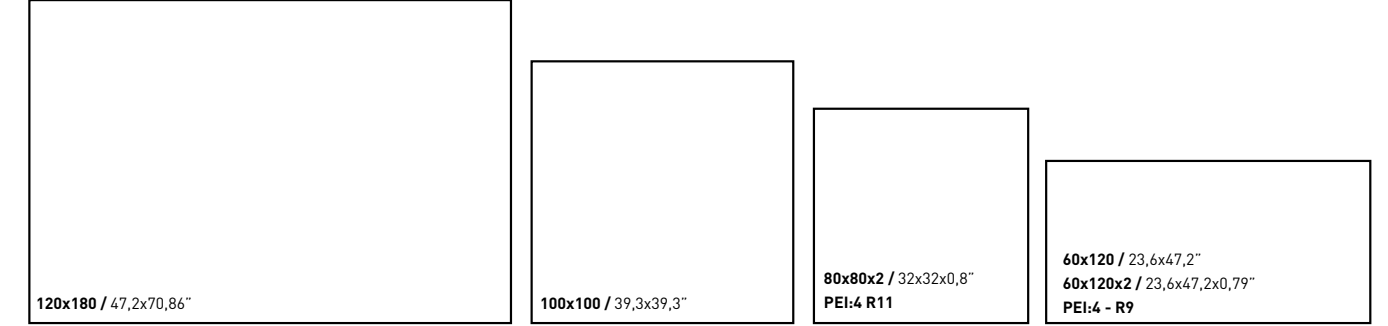


↓
8 mm
8,2 mm
8,5 mm
9 mm
20 mm
30 mm
↑


MOZAIKLER / MOSAICS




ÜRÜN BOYUTLARI / PRODUCT SIZES



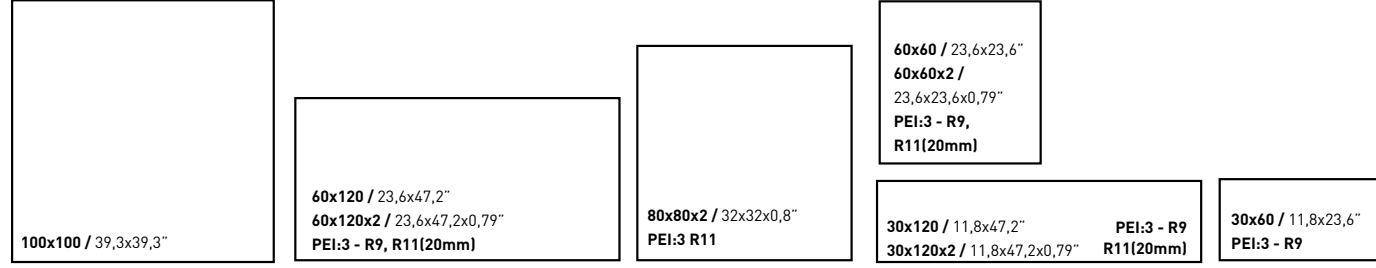
ÜRÜN FACE'LERİ / PRODUCT FACES




ARK SİYAH BLACK



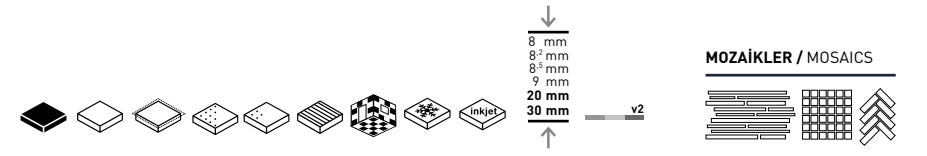
ÜRÜN BOYUTLARI / PRODUCT SIZES



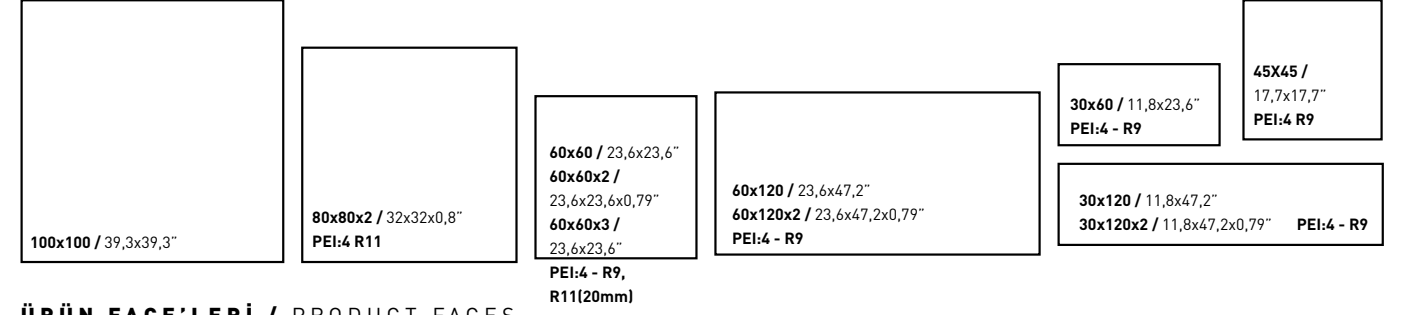
ÜRÜN FACE'LERİ / PRODUCT FACES




ARK ANTRASİT ANTHRACITE



ÜRÜN BOYUTLARI / PRODUCT SIZES

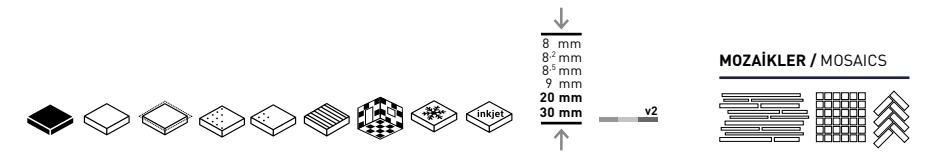


ÜRÜN FACE'LERİ / PRODUCT FACES





ARK FİLDİŞİ / IVORY




MOZAİKLER / MOSAICS

ÜRÜN BOYUTLARI / PRODUCT SIZES

| | | | | | |
|----------------------|-----------------------------------|---|---|--|----------------------------------|
| 100x100 / 39,3x39,3" | 80x80x2 / 32x32x0,8" PEI:4 R11 | 60x120 / 23,6x47,2" 60x120x2 / 23,6x47,2x0,79" PEI:4 - R9 | 60x60 / 23,6x23,6" 60x60x2 / 23,6x23,6x0,79" 60x60x3 / 23,6x23,6" PEI:4 - R9, R11(20mm) | 45x45 / 17,7x17,7" PEI:4 R9 | 30x60 / 11,8x23,6" PEI:4 - R9 |
| | | | | 30x120 / 11,8x47,2" 30x120x2 / 11,8x47,2x0,79" PEI:4 - R9 | |

ÜRÜN FACE'LERİ / PRODUCT FACES

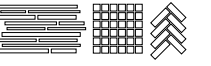




CHOICE GRİ / GREY



MOZAIKLER / MOSAICS




ÜRÜN BOYUTLARI / PRODUCT SIZES

60x120 / 23,6x47,2"
PEI:3 - R9

30x120 / 11,8x47,2"
PEI:3 - R9

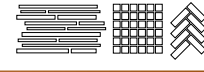
ÜRÜN FACE'LERİ / PRODUCT FACES



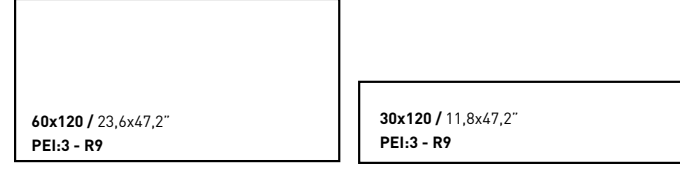
CHOICE KIRMIZI / RED




MOZAİKLER / MOSAICS



ÜRÜN BOYUTLARI / PRODUCT SIZES




ÜRÜN FACE'LERİ / PRODUCT FACES



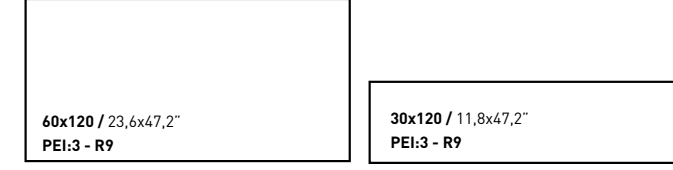
CHOICE BEYAZ / WHITE




MOZAİKLER / MOSAICS



ÜRÜN BOYUTLARI / PRODUCT SIZES

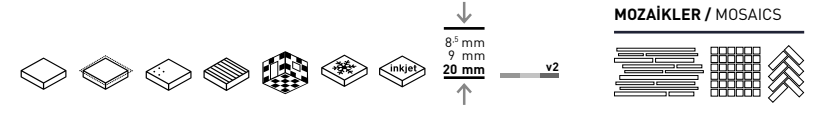


ÜRÜN FACE'LERİ / PRODUCT FACES





LUNA OFFWHITE




MOZAIKLER / MOSAICS

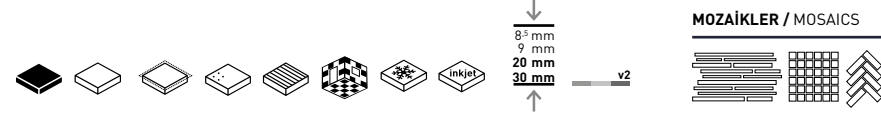
ÜRÜN BOYUTLARI / PRODUCT SIZES

| | | | |
|---|--|---|--|
| <p>60x120 / 23,6x47,2" 60x120x2 / 23,6x47,2" PEI:5 - R10</p> | <p>60x60 / 23,6x23,6" PEI:5 - R10</p> | <p>30x120 / 11,8x47,2" PEI:5 - R10</p> | <p>30x60 / 11,8x23,6" PEI:5 - R10</p> |
|---|--|---|--|

ÜRÜN FACE'LERİ / PRODUCT FACES




LUNA SAND



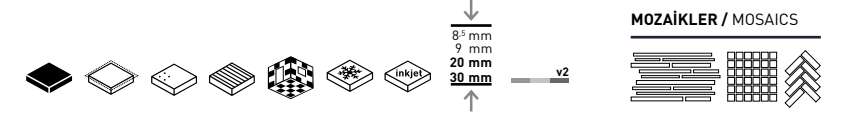
ÜRÜN BOYUTLARI / PRODUCT SIZES

| | | | |
|--|--|---|---|
| 60x120 / 23,6x47,2" 60x120x2 / 23,6x47,2x0,79" PEI:4 - R10, R11(20mm) | 60x60 / 23,6x23,6" 60x60x2 / 23,6x23,6x0,79" 60x60x3 / 23,6x23,6" PEI:4 - R10, R11(20mm), R11(30mm) | 30x120 / 11,8x47,2" 30x120x2 / 11,8x47,2x0,79" PEI:4 - R10 R11(20mm) | 30x60 / 11,8x23,6" PEI:4 - R10 |
|--|--|---|---|

ÜRÜN FACE'LERİ / PRODUCT FACES




LUNA COOL GREY



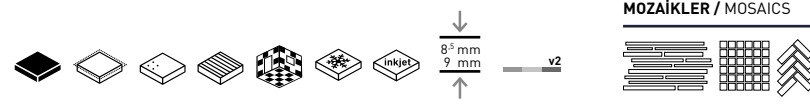
ÜRÜN BOYUTLARI / PRODUCT SIZES

| | | | | |
|--|---|--|---|---|
| 60x120 / 23,6x47,2" 60x120x2 / 23,6x47,2x0,79" PEI:4 - R10, R11(20mm) | 80x80x2 / 32x32x0,8" PEI:4 R11 | 60x60 / 23,6x23,6" 60x60x2 / 23,6x23,6x0,79" 60x60x3 / 23,6x23,6" PEI:4 - R10, R11(20mm), R11(30mm) | 30x120 / 11,8x47,2" 30x120x2 / 11,8x47,2x0,79" PEI:4 - R10 R11(20mm) | 30x60 / 11,8x23,6" PEI:4 - R10 |
|--|---|--|---|---|

ÜRÜN FACE'LERİ / PRODUCT FACES



LUNA COPPER




MOZAİKLER / MOSAICS

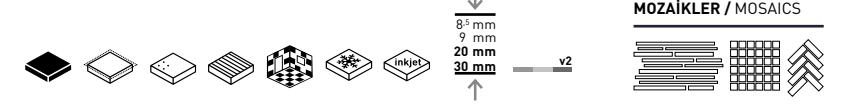
ÜRÜN BOYUTLARI / PRODUCT SIZES

| | | | |
|------------------------------------|-----------------------------------|------------------------------------|-----------------------------------|
| 60x120 / 23,6x47,2" PEI:3 - R10 | 60x60 / 23,6x23,6" PEI:3 - R10 | 30x120 / 11,8x47,2" PEI:3 - R10 | 30x60 / 11,8x23,6" PEI:3 - R10 |
|------------------------------------|-----------------------------------|------------------------------------|-----------------------------------|

ÜRÜN FACE'LERİ / PRODUCT FACES



LUNA ASH




MOZAİKLER / MOSAICS

ÜRÜN BOYUTLARI / PRODUCT SIZES

| | | | | |
|---|-----------------------------------|--|---|-----------------------------------|
| 60x120 / 23,6x47,2" 60x120x2 / 23,6x47,2x0,79" PEI:3 - R10, R11(20mm) | 80x80x2 / 32x32x0,8" PEI:4 R11 | 60x60 / 23,6x23,6" 60x60x2 / 23,6x23,6x0,79" 60x60x3 / 23,6x23,6" PEI:3 - R10, R11(20mm), R11(30mm) | 30x120 / 11,8x47,2" 30x120x2 / 11,8x47,2x0,79" PEI:3 - R10 R11(20mm) | 30x60 / 11,8x23,6" PEI:3 - R10 |
|---|-----------------------------------|--|---|-----------------------------------|

ÜRÜN FACE'LERİ / PRODUCT FACES

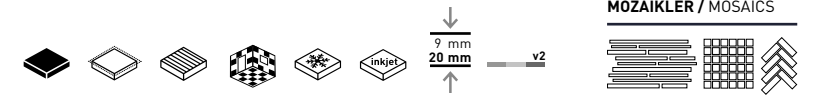




WOOD



FOREST SILVER



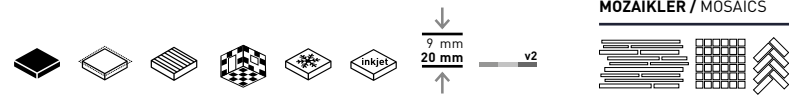
ÜRÜN BOYUTLARI / PRODUCT SIZES

30x120x2 / 11,8x47,2x0,79"
30x120 / 11,8x47,2"
PEI:4 - R9, R11 (20mm)

ÜRÜN FACE'LERİ / PRODUCT FACES



FOREST NATURAL



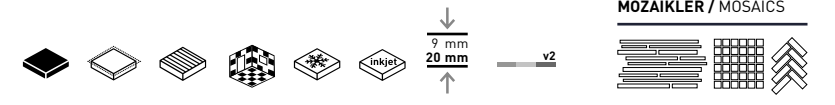
ÜRÜN BOYUTLARI / PRODUCT SIZES

30x120x2 / 11,8x47,2x0,79"
30x120 / 11,8x47,2"
PEI:4 - R9, R11 (20mm)

ÜRÜN FACE'LERİ / PRODUCT FACES



FOREST DARK



ÜRÜN BOYUTLARI / PRODUCT SIZES

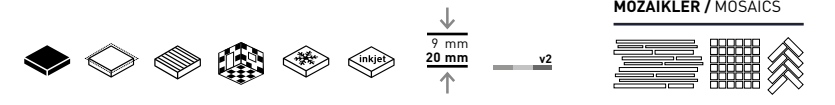
30x120x2 / 11,8x47,2x0,79"
30x120 / 11,8x47,2"
PEI:3 - R9, R11 (20mm)

ÜRÜN FACE'LERİ / PRODUCT FACES





FOREST CHERRY




ÜRÜN BOYUTLARI / PRODUCT SIZES

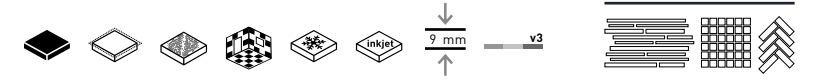
30x120x2 / 11,8x47,2x0,79"
30x120 / 11,8x47,2"
PEI:3 - R9, R11 (20mm)

ÜRÜN FACE'LERİ / PRODUCT FACES





OLDWOOD SOUTH



MOZAİKLER / MOSAICS

ÜRÜN BOYUTLARI / PRODUCT SIZES

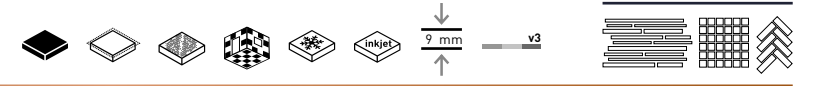
30x120 / 11,8x47,2
PEI:4 - R9

ÜRÜN FACE'LERİ / PRODUCT FACES





OLDWOOD NORTH



MOZAIKLER / MOSAICS

ÜRÜN BOYUTLARI / PRODUCT SIZES

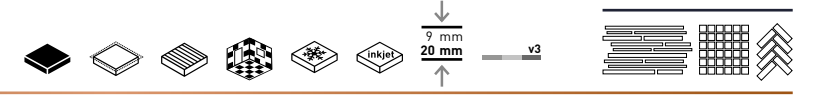
30x120 / 11,8x47,2
PEI:3 - R9

ÜRÜN FACE'LERİ / PRODUCT FACES





TIBERWOOD NATURAL



ÜRÜN BOYUTLARI / PRODUCT SIZES

| | |
|----------------------------|--|
| 60x120x2 / 23,6x47,2x0,79" | 30x120 / 11,8x47,2" 30x120x2 / 11,8x47,2x0,79" PEI:4 - R9, R11 |
|----------------------------|--|

ÜRÜN FACE'LERİ / PRODUCT FACES

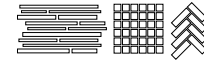


DEKOR / DECOR

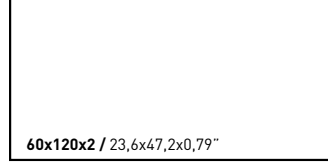
TIBERWOOD AVANA



MOZAİKLER / MOSAICS




ÜRÜN BOYUTLARI / PRODUCT SIZES



60x120x2 / 23,6x47,2x0,79"

30x120 / 11,8x47,2"
30x120x2 / 11,8x47,2x0,79"
PEI:4 - R9, R11

ÜRÜN FACE'LERİ / PRODUCT FACES

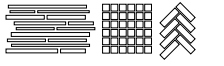


DEKOR / DECOR

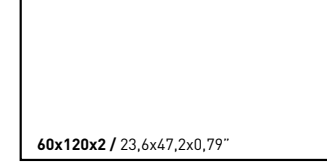
TIBERWOOD GRIGIO



MOZAİKLER / MOSAICS




ÜRÜN BOYUTLARI / PRODUCT SIZES



60x120x2 / 23,6x47,2x0,79"

30x120 / 11,8x47,2"
30x120x2 / 11,8x47,2x0,79"
PEI:4 - R9, R11

ÜRÜN FACE'LERİ / PRODUCT FACES



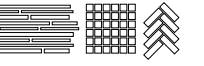
DEKOR / DECOR



TIBERWOOD CHERRY



MOZAIKLER / MOSAICS




ÜRÜN BOYUTLARI / PRODUCT SIZES

60x120x2 / 23,6x47,2x0,79"
PEI:3 - R10, R11(20mm)

30x120 / 11,8x47,2"
30x120x2 / 11,8x47,2x0,79"
PEI:3 - R9, R11(20mm)

ÜRÜN FACE'LERİ / PRODUCT FACES

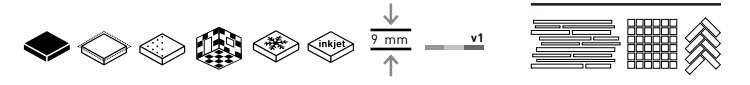


DEKOR / DECOR

MONOCHROME

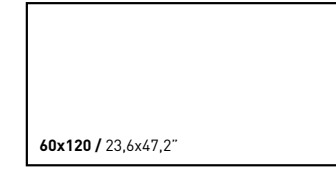


QUA CRYSTAL BLACK

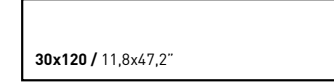


MOZAIKLER / MOSAICS

ÜRÜN BOYUTLARI / PRODUCT SIZES



60x120 / 23,6x47,2"



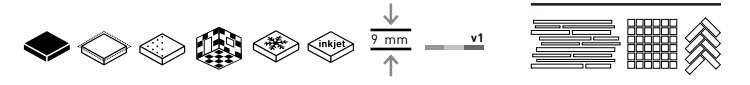
30x120 / 11,8x47,2"

ÜRÜN FACE'LERİ / PRODUCT FACES



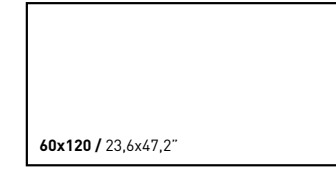


QUA CRYSTAL DEEPBLUE

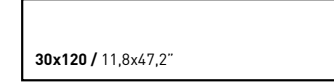


MOZAIKLER / MOSAICS

ÜRÜN BOYUTLARI / PRODUCT SIZES



60x120 / 23,6x47,2"



30x120 / 11,8x47,2"

ÜRÜN FACE'LERİ / PRODUCT FACES






QUA | **XL**
GRANITE



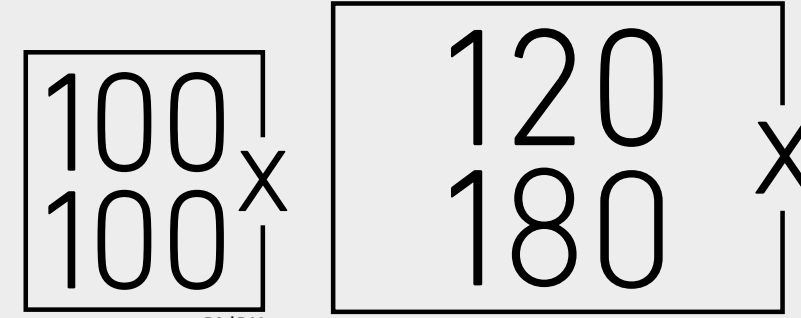
ARK SILVER



MOZAİKLER / MOSAICS



ÜRÜN BOYUTLARI / PRODUCT SIZES



R9 / R11
100x100 / 39,3x39,3" PEI: 4

R9 PEI: 4
120x180cm / 47 x 70"

KARO / TILE

| EBAT SIZE | KULLANIM ALANLARI AREAS OF USE | GÖRÜNÜM DERECESİ VISION DEGREE | YÜZEY ÖZELLİĞİ SURFACE | AĞIRLIK WEIGHT kg | KALINLIK THICKNESS mm |
|--------------------------|---|---|------------------------------|-------------------------|-----------------------------|
| 100x100 cm 39,3x39,3" | DUVAR, YER, DİS CEPHE WALL, FLOOR, FACADE CLADDING | V2 | MATT S.LAP | 24 | 8 |
| 120x180cm 47 x 70" | DUVAR, YER, DİS CEPHE WALL, FLOOR, FACADE CLADDING | V2 | MATT | 42 | 8 |


KUTU / BOX

| ADET (ad/kutu) PIECES (pcs/box) | AĞIRLIK (kg/kutu) WEIGHT (kg/box) | MİKTAR (m²/kutu) QUANTITY (sqm/box) |
|--|--|--|
| 2 | 48,2 | 2 |
| 1 | 42 | 2,13 |

PALET / PALLET

| EBAT SIZE | KUTU BOXES (boxes/plt) | BRÜT AĞIRLIK GROSS WEIGHT (kg/plt) | MİKTAR (m²/pal) QUANTITY (sqm/plt) |
|----------------------------|------------------------------|--|---|
| 103x103 cm 40,55x40,55" | 24 | 1157 | 48 |
| 140x200cm 55x79" | 21 | 942 | 44,79 |

ÜRÜN FACE'LERİ / PRODUCT FACES



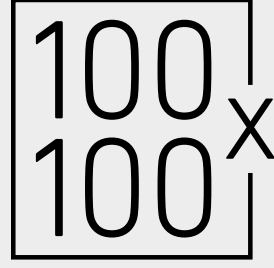
ARK ANTRASİT / ANTHRACITE



MOZAİKLER / MOSAICS



ÜRÜN BOYUTLARI / PRODUCT SIZES



PEI:3
100x100 / 39,3x39,3" R9 / R11

KARO / TILE

| EBAT SIZE | KULLANIM ALANLARI AREAS OF USE | GÖRÜNÜM DERECESİ VISION DEGREE | YÜZEY ÖZELLİĞİ SURFACE | AĞIRLIK WEIGHT kg | KALINLIK THICKNESS mm |
|--------------------------|---|---|------------------------------|-------------------------|-----------------------------|
| 100x100 cm 39,3x39,3" | DUVAR, YER, DİS CEPHE WALL, FLOOR, FACADE CLADDING | V2 | MATT S.LAP | 24 | 8 |


KUTU / BOX

| ADET (ad/kutu) PIECES (pcs/box) | AĞIRLIK (kg/kutu) WEIGHT (kg/box) | MİKTAR (m ² /kutu) QUANTITY (sqm/box) |
|--|--|---|
| 2 | 48,2 | 2 |

PALET / PALLET

| EBAT SIZE | KUTU BOXES (boxes/plt) | BRÜT AĞIRLIK GROSS WEIGHT (kg/plt) | MİKTAR (m ² /plt) QUANTITY (sqm/plt) |
|----------------------------|------------------------------|--|--|
| 103x103 cm 40,55x40,55" | 24 | 1157 | 48 |


ÜRÜN FACE'LERİ / PRODUCT FACES




ARK FİLDİŞİ / IVORY



MOZAİKLER / MOSAICS



ÜRÜN BOYUTLARI / PRODUCT SIZES



PEI:4
100x100 / 39,3x39,3" R9 / R11

KARO / TILE

| EBAT SIZE | KULLANIM ALANLARI AREAS OF USE | GÖRÜNÜM DERECESİ VISION DEGREE | YÜZEY ÖZELLİĞİ SURFACE | AĞIRLIK WEIGHT kg | KALINLIK THICKNESS mm |
|--------------------------|---|---|------------------------------|-------------------------|-----------------------------|
| 100x100 cm 39,3x39,3" | DUVAR, YER, DİS CEPHE WALL, FLOOR, FACADE CLADDING | V2 | MATT S.LAP | 24 | 8 |


KUTU / BOX

| ADET (ad/kutu) PIECES (pcs/box) | AĞIRLIK (kg/kutu) WEIGHT (kg/box) | MİKTAR (m ² /kutu) QUANTITY (sqm/box) |
|--|--|---|
| 2 | 48,2 | 2 |

PALET / PALLET

| EBAT SIZE | KUTU BOXES (boxes/plt) | BRÜT AĞIRLIK GROSS WEIGHT (kg/plt) | MİKTAR (m ² /plt) QUANTITY (sqm/plt) |
|----------------------------|------------------------------|--|--|
| 103x103 cm 40,55x40,55" | 24 | 1157 | 48 |

ÜRÜN FACE'LERİ / PRODUCT FACES






CALACATTA GOLDIE



MOZAİKLER / MOSAICS



ÜRÜN BOYUTLARI / PRODUCT SIZES

120
120^x

120x120 / 47,2x47,2"

KARO / TILE

| EBAT SIZE | KULLANIM ALANLARI AREAS OF USE | GÖRÜNÜM DERECESİ VISION DEGREE | YÜZEY ÖZELLİĞİ SURFACE | AĞIRLIK WEIGHT kg | KALINLIK THICKNESS mm |
|-------------------------|---|---|------------------------------|-------------------------|-----------------------------|
| 120x120cm 47,2x47,2" | DUVAR, YER, DİŞ CEPHE WALL, FLOOR, FACADE CLADDING | V3 | F. LAP Mohs: 5 | 36 | 8 |

KUTU / BOX

| ADET (ad/kutu) PIECES (pcs/box) | AĞIRLIK (kg/kutu) WEIGHT (kg/box) | MİKTAR (m ² /kutu) QUANTITY (sqm/box) |
|--|--|---|
| 2 | 71,70 | 2,88 |

PALET / PALLET

| EBAT SIZE | KUTU BÖXES (boxes/plt) | BRÜT AĞIRLIK GROSS WEIGHT (kg/plt) | MİKTAR (m ² /plt) QUANTITY (sqm/plt) |
|---------------------------|------------------------------|--|--|
| 123x123cm 48,42x48,42" | 14 | 1004 | 40,32 |

ÜRÜN FACE'LERİ / PRODUCT FACES






CALACATTA OCEAN



MOZAİKLER / MOSAICS



ÜRÜN BOYUTLARI / PRODUCT SIZES

120x
120x

120x120 / 47,2x47,2"

KARO / TILE

| EBAT SIZE | KULLANIM ALANLARI AREAS OF USE | GÖRÜNÜM DERECESİ VISION DEGREE | YÜZEY ÖZELLİĞİ SURFACE | AĞIRLIK WEIGHT kg | KALINLIK THICKNESS mm |
|-------------------------|---|---|------------------------------|-------------------------|-----------------------------|
| 120x120cm 47,2x47,2" | DUVAR, YER, DİS CEPHE WALL, FLOOR, FACADE CLADDING | V2 | F. LAP Mohs: 5 | 36 | 8 |


KUTU / BOX

| ADET (ad/kutu) PIECES (pcs/box) | AĞIRLIK (kg/kutu) WEIGHT (kg/box) | MİKTAR (m ² /kutu) QUANTITY (sqm/box) |
|--|--|---|
| 2 | 71,70 | 2,88 |

PALET / PALLET

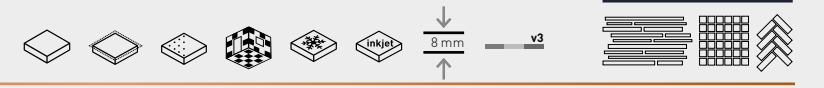
| EBAT SIZE | KUTU BÖXES (boxes/plt) | BRÜT AĞIRLIK GROSS WEIGHT (kg/plt) | MİKTAR QUANTITY (sqm/plt) |
|---------------------------|------------------------------|--|---------------------------------|
| 123x123cm 48,42x48,42" | 14 | 1004 | 40,32 |

ÜRÜN FACE'LERİ / PRODUCT FACES

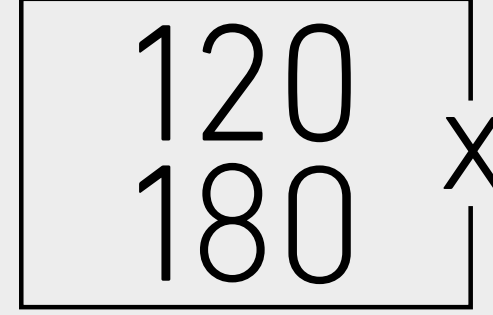




MARMI STATUARIO



ÜRÜN BOYUTLARI / PRODUCT SIZES



120x180cm / 47 x 70" R9 / R11

KARO / TILE

| EBAT SIZE | KULLANIM ALANLARI AREAS OF USE | GÖRÜNÜM DERECESİ VISION DEGREE | YÜZEY ÖZELLİĞİ SURFACE | AĞIRLIK WEIGHT kg | KALINLIK THICKNESS mm |
|-----------------------|---|---|------------------------------|-------------------------|-----------------------------|
| 120x180cm 47 x 70" | DUVAR, YER, DİS CEPHE WALL, FLOOR, FACADE CLADDING | V3 | F. LAP | 40 | 8 |


KUTU / BOX

| ADET (ad/kutu) PIECES (pcs/box) | AĞIRLIK (kg/kutu) WEIGHT (kg/box) | MİKTAR (m ² /kutu) QUANTITY (sqm/box) |
|--|--|---|
| 1 | 42 | 2,13 |

PALET / PALLET


| EBAT SIZE | KUTU BOXES (boxes/plt) | BRÜT AĞIRLIK GROSS WEIGHT (kg/plt) | MİKTAR (m ² /plt) QUANTITY (sqm/plt) |
|---------------------|------------------------------|--|--|
| 140x200cm 55x79" | 21 | 942 | 44,79 |

ÜRÜN FACE'LERİ / PRODUCT FACES






MOOD FİLDİŞİ / IVORY



MOZAİKLER / MOSAICS



ÜRÜN BOYUTLARI / PRODUCT SIZES

100x
100x

100x100 / 39,3x39,3"

KARO / TILE

| EBAT SIZE | KULLANIM ALANLARI AREAS OF USE | GÖRÜNÜM DERECESİ VISION DEGREE | YÜZEY ÖZELLİĞİ SURFACE | AĞIRLIK WEIGHT kg | KALINLIK THICKNESS mm |
|--------------------------|---|---|------------------------------|-------------------------|-----------------------------|
| 100x100 cm 39,3x39,3" | DUVAR, YER, DİS CEPHE WALL, FLOOR, FACADE CLADDING | V3 | FLAP | 24 | 8 |



KUTU / BOX

| ADET (ad/kutu) PIECES (pcs/box) | AĞIRLIK (kg/kutu) WEIGHT (kg/box) | MİKTAR (m ² /kutu) QUANTITY (sqm/box) |
|--|--|---|
| 2 | 48,2 | 2 |

PALET / PALLET

| EBAT SIZE | KUTU BOXES (boxes/pal) | BRÜT AĞIRLIK GROSS WEIGHT (kg/pal) | MİKTAR (m ² /pal) QUANTITY (sqm/pal) |
|----------------------------|------------------------------|--|--|
| 103x103 cm 40,55x40,55" | 24 | 1157 | 48 |

ÜRÜN FACE'LERİ / PRODUCT FACES





XL


Qua Granite'nin 100x100 cm ebadındaki granitleri yüksek performans özelliklere sahip, dayanıklı, hafif, esnek olmasını sağlayan malzemelerle üretilmiştir.

100x100 cm format is a material that combines the established, classical characteristics that have always set Qua Granite's porcelain granite tiles as being top of the range, with high performance qualities: strenght, lightweight and flexibility .

MOOD GRİ / GREY



MOZAİKLER / MOSAICS



ÜRÜN BOYUTLARI / PRODUCT SIZES

100x100

100x100 / 39,3x39,3"

KARO / TILE

| EBAT SIZE | KULLANIM ALANLARI AREAS OF USE | GÖRÜNÜM DERECESİ VISION DEGREE | YÜZEY ÖZELLİĞİ SURFACE | AĞIRLIK WEIGHT kg | KALINLIK THICKNESS mm |
|--------------------------|---|---|------------------------------|-------------------------|-----------------------------|
| 100x100 cm 39,3x39,3" | DUVAR, YER, DİS CEPHE WALL, FLOOR, FACADE CLADDING | V3 | FLAP | 24 | 8 |

KUTU / BOX

| ADET (ad/kutu) PIECES (pcs/box) | AĞIRLIK (kg/kutu) WEIGHT (kg/box) | MİKTAR (m ² /kutu) QUANTITY (sqm/box) |
|--|--|---|
| 2 | 48,2 | 2 |

PALET / PALLET

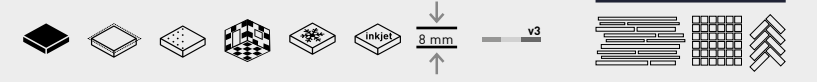
| EBAT SIZE | KUTU BOXES (boxes/pal) | BRÜT AĞIRLIK GROSS WEIGHT (kg/pal) | MİKTAR (m ² /pal) QUANTITY (sqm/pal) |
|----------------------------|------------------------------|--|--|
| 103x103 cm 40,55x40,55" | 24 | 1157 | 48 |

ÜRÜN FACE'LERİ / PRODUCT FACES





PALLISANDRO



MOZAİKLER / MOSAICS

ÜRÜN BOYUTLARI / PRODUCT SIZES

120x120^x

120x120 / 47,2x47,2"

KARO / TILE

| EBAT SIZE | KULLANIM ALANLARI AREAS OF USE | GÖRÜNÜM DERECESİ VISION DEGREE | YÜZEY ÖZELLİĞİ SURFACE | AĞIRLIK WEIGHT kg | KALINLIK THICKNESS mm |
|-------------------------|---|---|------------------------------|-------------------------|-----------------------------|
| 120x120cm 47,2x47,2" | DUVAR, YER, DİS CEPHE WALL, FLOOR, FACADE CLADDING | V3 | F. LAP Mohs: 5 | 36 | 8 |

KUTU / BOX

| ADET (ad/kutu) PIECES (pcs/box) | AĞIRLIK (kg/kutu) WEIGHT (kg/box) | MİKTAR (m ² /kutu) QUANTITY (sqm/box) |
|--|--|---|
| 2 | 71,70 | 2,88 |

PALET / PALLET

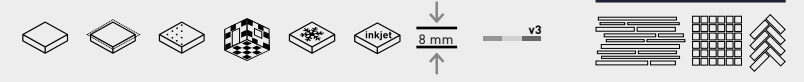
| EBAT SIZE | KUTU BÖXES (boxes/plt) | BRÜT AĞIRLIK GROSS WEIGHT (kg/plt) | MİKTAR (m ² /pal) QUANTITY (sqm/plt) |
|---------------------------|------------------------------|--|--|
| 123x123cm 48,42x48,42" | 14 | 1004 | 40,32 |

ÜRÜN FACE'LERİ / PRODUCT FACES





PAONAZZO



MOZAİKLER / MOSAICS

ÜRÜN BOYUTLARI / PRODUCT SIZES

120x
120x

120x120 / 47,2x47,2"

KARO / TILE

| EBAT SIZE | KULLANIM ALANLARI AREAS OF USE | GÖRÜNÜM DERECESİ VISION DEGREE | YÜZEY ÖZELLİĞİ SURFACE | AĞIRLIK WEIGHT kg | KALINLIK THICKNESS mm |
|-------------------------|---|---|------------------------------|-------------------------|-----------------------------|
| 120x120cm 47,2x47,2" | DUVAR, YER, DİS CEPHE WALL, FLOOR, FACADE CLADDING | V3 | F. LAP Mohs: 5 | 36 | 8 |

KUTU / BOX

| ADET (ad/kutu) PIECES (pcs/box) | AĞIRLIK (kg/kutu) WEIGHT (kg/box) | MİKTAR (m ² /kutu) QUANTITY (sqm/box) |
|--|--|---|
| 2 | 71,70 | 2,88 |

PALET / PALLET

| EBAT SIZE | KUTU BÖXES (boxes/plt) | BRÜT AĞIRLIK GROSS WEIGHT (kg/plt) | MİKTAR (m ² /palet) QUANTITY (sqm/plt) |
|---------------------------|------------------------------|--|--|
| 123x123cm 48,42x48,42" | 14 | 1004 | 40,32 |

ÜRÜN FACE'LERİ / PRODUCT FACES





PULPIS GRİ / GREY



MOZAİKLER / MOSAICS

ÜRÜN BOYUTLARI / PRODUCT SIZES

100x
100x

100x100 / 39,3x39,3"

KARO / TILE

| EBAT SIZE | KULLANIM ALANLARI AREAS OF USE | GÖRÜNÜM DERECESİ VISION DEGREE | YÜZEY ÖZELLİĞİ SURFACE | AĞIRLIK WEIGHT kg | KALINLIK THICKNESS mm |
|--------------------------|---|---|------------------------------|-------------------------|-----------------------------|
| 100x100 cm 39,3x39,3" | DUVAR, YER, DİS CEPHE WALL, FLOOR, FACADE CLADDING | V3 | FLAP | 24 | 8 |

KUTU / BOX

| ADET (ad/kutu) PIECES (pcs/box) | AĞIRLIK (kg/kutu) WEIGHT (kg/box) | MİKTAR (m ² /kutu) QUANTITY (sqm/box) |
|--|--|---|
| 2 | 48 | 2 |

PALET / PALLET

| EBAT SIZE | KUTU BOXES (boxes/pallet) | BRÜT AĞIRLIK GROSS WEIGHT (kg/pallet) | MİKTAR (m ² /palet) QUANTITY (sqm/pallet) |
|----------------------------|---------------------------------|---|---|
| 103x103 cm 40,55x40,55" | 24 | 1157 | 48 |

ÜRÜN FACE'LERİ / PRODUCT FACES



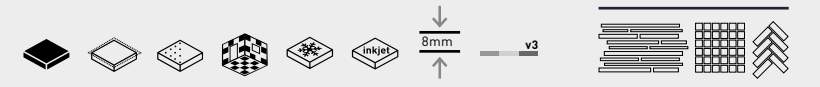


Qua Granite'nin 100x100 cm ebadındaki granitleri dekorasyon ve iç mimari açısından gerçek bir araçtır. Zarifliği ve zamansızlığıyla mekanlara karakter kazandırır.

100x100 cm format become a real tool for decoration and interior design. The most elegant becomes the characterization element of new spaceless and timeless rooms.

XL

PULPIS NERO



MOZAİKLER / MOSAICS

ÜRÜN BOYUTLARI / PRODUCT SIZES

100x
100x

100x100 / 39,3x39,3"

KARO / TILE

| EBAT SIZE | KULLANIM ALANLARI AREAS OF USE | GÖRÜNÜM DERECESİ VISION DEGREE | YÜZEY ÖZELLİĞİ SURFACE | AĞIRLIK WEIGHT kg | KALINLIK THICKNESS mm |
|--------------------------|---|---|------------------------------|-------------------------|-----------------------------|
| 100x100 cm 39,3x39,3" | DUVAR, YER, DİS CEPHE WALL, FLOOR, FACADE CLADDING | V3 | FLAP | 24 | 8 |


KUTU / BOX

| ADET (ad/kutu) PIECES (pcs/box) | AĞIRLIK (kg/kutu) WEIGHT (kg/box) | MİKTAR (m ² /kutu) QUANTITY (sqm/box) |
|--|--|---|
| 2 | 48 | 2 |

PALET / PALLET

| EBAT SIZE | KUTU BOXES (boxes/pal) | BRÜT AĞIRLIK GROSS WEIGHT (kg/pal) | MİKTAR (m ² /pal) QUANTITY (sqm/pal) |
|----------------------------|------------------------------|--|--|
| 103x103 cm 40,55x40,55" | 24 | 1157 | 48 |

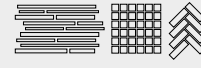
ÜRÜN FACE'LERİ / PRODUCT FACES



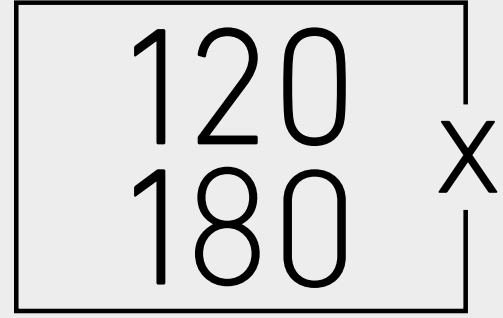
STARDUST GRIGIO



MOZAİKLER / MOSAICS



ÜRÜN BOYUTLARI / PRODUCT SIZES



120x180cm / 47 x 70"

KARO / TILE

| EBAT SIZE | KULLANIM ALANLARI AREAS OF USE | GÖRÜNÜM DERECESİ VISION DEGREE | YÜZEY ÖZELLİĞİ SURFACE | AĞIRLIK WEIGHT kg | KALINLIK THICKNESS mm |
|-----------------------|---|---|------------------------------|-------------------------|-----------------------------|
| 120x180cm 47 x 70" | DUVAR, YER, DIŞ CEPHE WALL, FLOOR, FACADE CLADDING | V3 | FLAP | 42 | 8 |


KUTU / BOX

| ADET (ad/kutu) PIECES (pcs/box) | AĞIRLIK (kg/kutu) WEIGHT (kg/box) | MİKTAR (m ² /kutu) QUANTITY (sqm/box) |
|--|--|---|
| 1 | 42 | 2,13 |

PALET / PALLET

| EBAT SIZE | KUTU BOXES (boxes/plt) | BRÜT AĞIRLIK GROSS WEIGHT (kg/plt) | MİKTAR (m ² /plt) QUANTITY (sqm/plt) |
|---------------------|------------------------------|--|--|
| 140x200cm 55x79" | 21 | 942 | 44,79 |


ÜRÜN FACE'LERİ / PRODUCT FACES



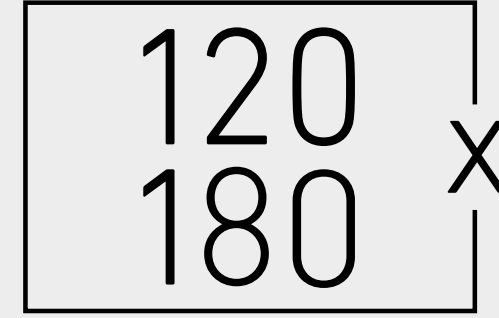
TERRA BIANCA



MOZAİKLER / MOSAICS



ÜRÜN BOYUTLARI / PRODUCT SIZES



120x180cm / 47 x 70"

KARO / TILE

| EBAT SIZE | KULLANIM ALANLARI AREAS OF USE | GÖRÜNÜM DERECESİ VISION DEGREE | YÜZEY ÖZELLİĞİ SURFACE | AĞIRLIK WEIGHT kg | KALINLIK THICKNESS mm |
|-----------------------|---|---|------------------------------|-------------------------|-----------------------------|
| 120x180cm 47 x 70" | DUVAR, YER, DIŞ CEPHE WALL, FLOOR, FACADE CLADDING | V3 | FLAP | 42 | 8 |


KUTU / BOX

| ADET (ad/kutu) PIECES (pcs/box) | AĞIRLIK (kg/kutu) WEIGHT (kg/box) | MİKTAR (m ² /kutu) QUANTITY (sqm/box) |
|--|--|---|
| 1 | 42 | 2,13 |


PALET / PALLET

| EBAT SIZE | KUTU BOXES (boxes/plt) | BRÜT AĞIRLIK GROSS WEIGHT (kg/plt) | MİKTAR (m ² /plt) QUANTITY (sqm/plt) |
|---------------------|------------------------------|--|--|
| 140x200cm 55x79" | 21 | 942 | 44,79 |


ÜRÜN FACE'LERİ / PRODUCT FACES




2,5x5
HERRINGBONE




5x15
HERRINGBONE



5x5 MOZAİK
5x5 MOSAIC




10x10 MOZAİK
10x10 MOSAIC



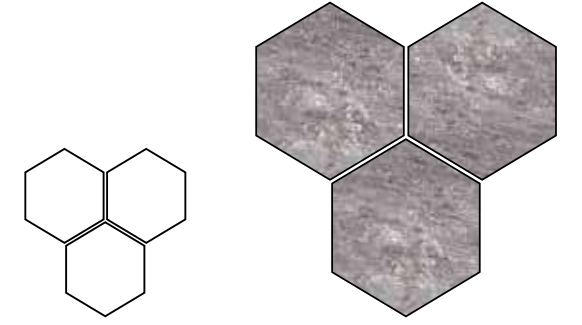
7,5x15 MOZAİK
7,5x15 MOSAIC




COMBI TILE



2cm HEXOGEN



LINEAR MOZAİK
MOSAIC




MURETTO



SÜPÜRGELİK
(1 UZUN KENAR
PAHLI) 7,5x30
SKIRTING WITH ONE
LONG EDGE BEVELLED
7,5x30




SÜPÜRGELİK
(1 UZUN KENAR
PAHLI) 7,5x60
SKIRTING WITH ONE
LONG EDGE BEVELLED
7,5x60




KARO
PAVER TILE



BASAMAK
(1 UZUN KENAR
YARI YUVARLAMA)
STEPS WITH ONE LONG EDGE
HALF BULLNOSE



BASAMAK
(1 UZUN KENAR
TAM YUVARLAMA)
STEPS WITH ONE LONG EDGE
FULL BULLNOSE




HAVUZ KENARI
POOL COPING




FRENCH PATTERN SET



ÇİZGİLİ BASAMAK
STEPS WITH
ANTI SLIP LINE



RIHT
RISER



ALONE

KARO / TILE

| EBAT SIZE | KULLANIM ALANLARI AREAS OF USE | GÖRÜNÜM DERECESİ VISION DEGREE | YÜZEY ÖZELLİĞİ SURFACE | AĞIRLIK WEIGHT kg | KALINLIK THICKNESS mm |
|------------------------|---|---|------------------------------|-------------------------|-----------------------------|
| 30x120cm 11,8x47,2" | DUVAR, YER, DİŞ CEPHE WALL, FLOOR, FAÇADE CLADDING | V3 | F. LAP Mohs: 5 | 5,5 | 6,5 |
| 60x120cm 23,6x47,2" | DUVAR, YER, DİŞ CEPHE WALL, FLOOR, FAÇADE CLADDING | V3 | F. LAP Mohs: 5 | 11,16 | 6,5 |

KUTU / BOX

| ADET (ad/kutu) PIECES (pcs/box) | AĞIRLIK (kg/kutu) WEIGHT (kg/box) | MİKTAR (m ² /kutu) QUANTITY (sqm/box) |
|--|--|---|
| 5 | 27,5 | 1,8 |
| 3 | 33,48 | 2,16 |

PALET / PALLET

| EBAT SIZE | KUTU BOXES (boxes/plt) | BRÜT AĞIRLIK GROSS WEIGHT (kg/plt) | MİKTAR (m ² /plt) QUANTITY (sqm/plt) |
|--------------------------|------------------------------|--|--|
| 85x121cm 33,46x47,63" | 42 | 1197 | 75,6 |
| 85x121cm 33,46x47,63" | 32 | 1112,5 | 69,1 |

ARABESCATO

KARO / TILE

| EBAT SIZE | KULLANIM ALANLARI AREAS OF USE | GÖRÜNÜM DERECESİ VISION DEGREE | YÜZEY ÖZELLİĞİ SURFACE | AĞIRLIK WEIGHT kg | KALINLIK THICKNESS mm |
|------------------------|---|---|------------------------------|-------------------------|-----------------------------|
| 30x120cm 11,8x47,2" | DUVAR, YER, DİŞ CEPHE WALL, FLOOR, FAÇADE CLADDING | V3 | F. LAP Mohs: 5 | 5,5 | 6,5 |
| 60x120cm 23,6x47,2" | DUVAR, YER, DİŞ CEPHE WALL, FLOOR, FAÇADE CLADDING | V3 | F. LAP Mohs: 5 | 11,16 | 6,5 |

KUTU / BOX

| ADET (ad/kutu) PIECES (pcs/box) | AĞIRLIK (kg/kutu) WEIGHT (kg/box) | MİKTAR (m ² /kutu) QUANTITY (sqm/box) |
|--|--|---|
| 5 | 27,5 | 1,8 |
| 3 | 33,48 | 2,16 |

PALET / PALLET

| EBAT SIZE | KUTU BOXES (boxes/plt) | BRÜT AĞIRLIK GROSS WEIGHT (kg/plt) | MİKTAR (m ² /plt) QUANTITY (sqm/plt) |
|--------------------------|------------------------------|--|--|
| 85x121cm 33,46x47,63" | 42 | 1197 | 75,6 |
| 85x121cm 33,46x47,63" | 32 | 1112,5 | 69,1 |

ARDEZYA

KARO / TILE

| EBAT SIZE | KULLANIM ALANLARI AREAS OF USE | GÖRÜNÜM DERECESİ VISION DEGREE | YÜZEY ÖZELLİĞİ SURFACE | AĞIRLIK WEIGHT kg | KALINLIK THICKNESS mm |
|-------------------------|---|---|------------------------------|-------------------------|-----------------------------|
| 30x60cm 11,8x23,6" | DUVAR, YER, DİŞ CEPHE WALL, FLOOR, FAÇADE CLADDING | V2 | MATT | 3,5 | 8,5 |
| 60x60cm 23,6x23,6" | DUVAR, YER, DİŞ CEPHE WALL, FLOOR, FAÇADE CLADDING | V2 | MATT | 7 | 8,5 |
| 60x60cm 23,6x23,6" | DUVAR, YER, DİŞ CEPHE WALL, FLOOR, FAÇADE CLADDING | V2 | MATT | 16,4 | 20 |
| 45x90cm 17,71x35,43" | DUVAR, YER, DİŞ CEPHE WALL, FLOOR, FAÇADE CLADDING | V2 | MATT | 18,16 | 20 |

KUTU / BOX

| ADET (ad/kutu) PIECES (pcs/box) | AĞIRLIK (kg/kutu) WEIGHT (kg/box) | MİKTAR (m ² /kutu) QUANTITY (sqm/box) |
|--|--|---|
| 8 | 28 | 1,44 |
| 4 | 28 | 1,44 |
| 2 | 31,2 | 0,72 |
| 2 | 36,32 | 0,81 |

PALET / PALLET

| EBAT SIZE | KUTU BOXES (boxes/plt) | BRÜT AĞIRLIK GROSS WEIGHT (kg/plt) | MİKTAR (m ² /plt) QUANTITY (sqm/plt) |
|--------------------------|------------------------------|--|--|
| 80x117cm 31,5x46" | 32 | 924 | 46,08 |
| 80x121cm 31,49x47,63" | 32 | 939 | 46,08 |
| 80x121cm 31,49x47,63" | 32 | 1064,5 | 23,04 |
| 95x120cm 37,4x23,8" | 26 | 950 | 21,06 |

ARK

KARO / TILE

| EBAT SIZE | KULLANIM ALANLARI AREAS OF USE | GÖRÜNÜM DERECESİ VISION DEGREE | YÜZEY ÖZELLİĞİ SURFACE | AĞIRLIK WEIGHT kg | KALINLIK THICKNESS mm |
|------------------------|---|---|---------------------------------|-------------------------|-----------------------------|
| 100x100cm 39,3x39,3 | DUVAR, YER, DİŞ CEPHE WALL, FLOOR, FAÇADE CLADDING | V2 | MATT LAP Mohs: 5 | 24 | 8 |
| 45x45cm 17,7x17,7" | DUVAR, YER, DİŞ CEPHE WALL, FLOOR, FAÇADE CLADDING | V2 | MATT | 3,625 | 8,2 |
| 30x60cm 11,8x23,6" | DUVAR, YER, DİŞ CEPHE WALL, FLOOR, FAÇADE CLADDING | V2 | MATT LAP Mohs: 5 | 3,5 | 8,5 |
| 60x60cm 23,6x23,6" | DUVAR, YER, DİŞ CEPHE WALL, FLOOR, FAÇADE CLADDING | V2 | MATT LAP Mohs: 5 | 7 | 8,5 |
| 30x120cm 11,8x47,2" | DUVAR, YER, DİŞ CEPHE WALL, FLOOR, FAÇADE CLADDING | V2 | MATT LAP Mohs: 5 | 7 | 9 |
| 60x120cm 23,6x47,2" | DUVAR, YER, DİŞ CEPHE WALL, FLOOR, FAÇADE CLADDING | V2 | MATT F. LAP - LAP Mohs: 5 | 14,2 | 9 |
| 30x120cm 11,8x47,2" | DUVAR, YER, DİŞ CEPHE WALL, FLOOR, FAÇADE CLADDING | V2 | MATT | 17 | 20 |
| 60x120cm 23,6x47,2" | DUVAR, YER, DİŞ CEPHE WALL, FLOOR, FAÇADE CLADDING | V2 | MATT | 32,5 | 20 |
| 60x60cm 23,6x23,6" | DUVAR, YER, DİŞ CEPHE WALL, FLOOR, FAÇADE CLADDING | V2 | MATT | 15,6 | 20 |
| 80x80cm 32x32" | DUVAR, YER, DİŞ CEPHE WALL, FLOOR, FAÇADE CLADDING | V2 | MATT | 30 | 20 |
| 60x60cm 23,6x23,6" | DUVAR, YER, DİŞ CEPHE WALL, FLOOR, FAÇADE CLADDING | V2 | MATT | 23 | 30 |

KUTU / BOX

| ADET (ad/kutu) PIECES (pcs/box) | AĞIRLIK (kg/kutu) WEIGHT (kg/box) | MİKTAR (m ² /kutu) QUANTITY (sqm/box) |
|--|--|---|
| 2 | 48 | 2 |
| 8 | 29 | 1,60 |
| 8 | 28 | 1,44 |
| 4 | 28 | 1,44 |
| 4 | 28 | 1,44 |
| 2 | 28,5 | 1,44 |
| 2 | 34 | 0,72 |
| 2 | 65 | 1,44 |
| 2 | 31,2 | 0,72 |
| 1 | 30 | 0,64 |
| 1 | 23 | 0,36 |

PALET / PALLET

| EBAT SIZE | KUTU BOXES (boxes/plt) | BRÜT AĞIRLIK GROSS WEIGHT (kg/plt) | MİKTAR (m ² /plt) QUANTITY (sqm/plt) |
|--------------------------|------------------------------|--|--|
| 103x103cm 40,5x40,5" | 24 | 1157 | 48 |
| 80x120cm 31,5x47,2" | 44 | 1310 | 70,3 |
| 80x117cm 31,5x46,0" | 32 | 924 | 46,08 |
| 80x121cm 31,49x47,63" | 32 | 939 | 46,08 |
| 85x121cm 33,46x47,63" | 40 | 1184,5 | 57,6 |
| 85x121cm 33,46x47,63" | 35 | 1048,5 | 50,4 |
| 80x121cm 31,5x47,6" | 32 | 1112 | 23,04 |
| 80x121cm 31,5x47,6" | 16 | 1128 | 23,04 |
| 80x121cm 31,49x47,63" | 32 | 1064,5 | 23,04 |
| 81x110cm 31,89x43,31" | 36 | 910 | 23,04 |
| 85x130cm 33,46x51,18" | 48 | 1151,5 | 17,28 |

ARMADA

KARO / TILE

| EBAT SIZE | KULLANIM ALANLARI AREAS OF USE | GÖRÜNÜM DERECESİ VISION DEGREE | YÜZEY ÖZELLİĞİ SURFACE | AĞIRLIK WEIGHT kg | KALINLIK THICKNESS mm |
|------------------------|---|---|------------------------------|-------------------------|-----------------------------|
| 30x60cm 11,8x23,6" | DUVAR, YER, DİŞ CEPHE WALL, FLOOR, FAÇADE CLADDING | V1 | F. LAP Mohs: 5 | 3,5 | 8,5 |
| 60x60cm 23,6x23,6" | DUVAR, YER, DİŞ CEPHE WALL, FLOOR, FAÇADE CLADDING | V1 | F. LAP Mohs: 5 | 7,2 | 8,5 |
| 60x120cm 23,6x47,2" | DUVAR, YER, DİŞ CEPHE WALL, FLOOR, FAÇADE CLADDING | V1 | F. LAP Mohs: 5 | 14,2 | 9 |
| 30x120cm 11,8x47,2" | DUVAR, YER, DİŞ CEPHE WALL, FLOOR, FAÇADE CLADDING | V1 | F. LAP Mohs: 5 | 7 | 9 |

KUTU / BOX

| ADET (ad/kutu) PIECES (pcs/box) | AĞIRLIK (kg/kutu) WEIGHT (kg/box) | MİKTAR (m ² /kutu) QUANTITY (sqm/box) |
|--|--|---|
| 8 | 28 | 1,44 |
| 4 | 28 | 1,44 |
| 2 | 28,5 | 1,44 |
| 4 | 28 | 1,44 |

PALET / PALLET

| EBAT SIZE | KUTU BOXES (boxes/plt) | BRÜT AĞIRLIK GROSS WEIGHT (kg/plt) | MİKTAR (m ² /plt) QUANTITY (sqm/plt) |
|--------------------------|------------------------------|--|--|
| 80x117cm 31,5x46" | 32 | 924 | 46,08 |
| 80x121cm 31,49x47,63" | 32 | 939 | 46,08 |
| 85x121cm 33,46x47,63" | 35 | 1048,5 | 50,4 |
| 85x121cm 33,46x47,63" | 40 | 1184,5 | 57,6 |

ARTWORK

KARO / TILE

| EBAT SIZE | KULLANIM ALANLARI AREAS OF USE | GÖRÜNÜM DERECESİ VISION DEGREE | YÜZEY ÖZELLİĞİ SURFACE | AĞIRLIK WEIGHT kg | KALINLIK THICKNESS mm |
|------------------------|---|---|------------------------------|-------------------------|-----------------------------|
| 60x120cm 23,6x47,2" | DUVAR, YER, DİŞ CEPHE WALL, FLOOR, FAÇADE CLADDING | V1 | F. LAP Mohs: 5 | 14,4 | 9 |

KUTU / BOX

| ADET (ad/kutu) PIECES (pcs/box) | AĞIRLIK (kg/kutu) WEIGHT (kg/box) | MİKTAR (m ² /kutu) QUANTITY (sqm/box) |
|--|--|---|
| 2 | 28,5 | 1,44 |

PALET / PALLET

| EBAT SIZE | KUTU BOXES (boxes/plt) | BRÜT AĞIRLIK GROSS WEIGHT (kg/plt) | MİKTAR (m ² /plt) QUANTITY (sqm/plt) |
|--------------------------|------------------------------|--|--|
| 85x121cm 33,46x47,63" | 35 | 1048,5 | 50,4 |

ASHY

| EBAT SIZE | KULLANIM ALANLARI AREAS OF USE | GÖRÜNÜM DERECESİ VISION DEGREE | YÜZEY ÖZELLİĞİ SURFACE | AĞIRLIK WEIGHT kg | KALINLIK THICKNESS mm |
|------------------------|---|---|------------------------------|-------------------------|-----------------------------|
| 60x120cm 23,6x47,2" | DUVAR, YER, DIŞ CEPHE WALL, FLOOR, FAÇADE CLADDING | V2 | MATT S.LAP Mohs: 5 | 11,2 | 6,5 |
| 30x120cm 11,8x47,2" | DUVAR, YER, DIŞ CEPHE WALL, FLOOR, FAÇADE CLADDING | V2 | MATT S.LAP Mohs: 5 | 5,5 | 6,5 |

| ADET (ad/kutu) PIECES (pcs/box) | AĞIRLIK (kg/kutu) WEIGHT (kg/box) | MİKTAR (m ² /kutu) QUANTITY (sqm/box) |
|--|--|---|
| 3 | 33,6 | 2,16 |
| 5 | 27,5 | 1,80 |

| EBAT SIZE | KUTU BOXES (boxes/plt) | BRÜT AĞIRLIK GROSS WEIGHT (kg/plt) | MİKTAR (m ² /pal) QUANTITY (sqm/plt) |
|------------------------|------------------------------|--|--|
| 85x121cm 33,4x47,6" | 32 | 1112,5 | 69,12 |
| 85x121cm 33,4x47,6" | 42 | 1197 | 75,6 |

AURORA

| EBAT SIZE | KULLANIM ALANLARI AREAS OF USE | GÖRÜNÜM DERECESİ VISION DEGREE | YÜZEY ÖZELLİĞİ SURFACE | AĞIRLIK WEIGHT kg | KALINLIK THICKNESS mm |
|------------------------|---|---|------------------------------|-------------------------|-----------------------------|
| 60x120cm 23,6x47,2" | DUVAR, YER, DIŞ CEPHE WALL, FLOOR, FAÇADE CLADDING | V3 | F. LAP Mohs: 5 | 11,16 | 6,5 |
| 30x120cm 11,8x47,2" | DUVAR, YER, DIŞ CEPHE WALL, FLOOR, FAÇADE CLADDING | V3 | F. LAP Mohs: 5 | 5,5 | 6,5 |

| ADET (ad/kutu) PIECES (pcs/box) | AĞIRLIK (kg/kutu) WEIGHT (kg/box) | MİKTAR (m ² /kutu) QUANTITY (sqm/box) |
|--|--|---|
| 3 | 33,48 | 2,16 |
| 5 | 27,5 | 1,8 |

| EBAT SIZE | KUTU BOXES (boxes/plt) | BRÜT AĞIRLIK GROSS WEIGHT (kg/plt) | MİKTAR (m ² /pal) QUANTITY (sqm/plt) |
|--------------------------|------------------------------|--|--|
| 85x121cm 33,46x47,63" | 32 | 1112,5 | 69,1 |
| 85x121cm 33,46x47,63" | 42 | 1197 | 75,6 |

BAMBOO

| EBAT SIZE | KULLANIM ALANLARI AREAS OF USE | GÖRÜNÜM DERECESİ VISION DEGREE | YÜZEY ÖZELLİĞİ SURFACE | AĞIRLIK WEIGHT kg | KALINLIK THICKNESS mm |
|------------------------|---|---|------------------------------|-------------------------|-----------------------------|
| 60x120cm 23,6x47,2" | DUVAR, YER, DIŞ CEPHE WALL, FLOOR, FAÇADE CLADDING | V3 | MATT | 14,2 | 9 |
| 30x120cm 11,8x47,2" | DUVAR, YER, DIŞ CEPHE WALL, FLOOR, FAÇADE CLADDING | V3 | MATT | 7 | 9 |

| ADET (ad/kutu) PIECES (pcs/box) | AĞIRLIK (kg/kutu) WEIGHT (kg/box) | MİKTAR (m ² /kutu) QUANTITY (sqm/box) |
|--|--|---|
| 2 | 28,5 | 1,44 |
| 4 | 28 | 1,44 |

| EBAT SIZE | KUTU BOXES (boxes/plt) | BRÜT AĞIRLIK GROSS WEIGHT (kg/plt) | MİKTAR (m ² /pal) QUANTITY (sqm/plt) |
|--------------------------|------------------------------|--|--|
| 85x121cm 33,46x47,63" | 35 | 1048,5 | 50,4 |
| 85x121cm 33,46x47,63" | 40 | 1184,5 | 57,6 |

BENELUX

| EBAT SIZE | KULLANIM ALANLARI AREAS OF USE | GÖRÜNÜM DERECESİ VISION DEGREE | YÜZEY ÖZELLİĞİ SURFACE | AĞIRLIK WEIGHT kg | KALINLIK THICKNESS mm |
|-----------------------|---|---|------------------------------|-------------------------|-----------------------------|
| 30x60cm 11,8x23,6" | DUVAR, YER, DIŞ CEPHE WALL, FLOOR, FAÇADE CLADDING | V3 | MATT | 3,5 | 8,5 |
| 45x45cm 17,7x17,7" | DUVAR, YER, DIŞ CEPHE WALL, FLOOR, FAÇADE CLADDING | V3 | MATT | 3,625 | 8,2 |
| 60x60cm 23,6x23,6" | DUVAR, YER, DIŞ CEPHE WALL, FLOOR, FAÇADE CLADDING | V3 | MATT | 7 | 8,5 |
| 60x60cm 23,6x23,6" | DUVAR, YER, DIŞ CEPHE WALL, FLOOR, FAÇADE CLADDING | V3 | MATT | 15,6 | 20 |
| 80x80cm 32x32" | DUVAR, YER, DIŞ CEPHE WALL, FLOOR, FAÇADE CLADDING | V2 | MATT | 28,25 | 20 |
| 60x90cm 23,6x35,4" | DUVAR, YER, DIŞ CEPHE WALL, FLOOR, FAÇADE CLADDING | V3 | MATT | 25 | 20 |
| 60x60cm 23,6x23,6" | DUVAR, YER, DIŞ CEPHE WALL, FLOOR, FAÇADE CLADDING | V2 | MATT | 23 | 30 |

| ADET (ad/kutu) PIECES (pcs/box) | AĞIRLIK (kg/kutu) WEIGHT (kg/box) | MİKTAR (m ² /kutu) QUANTITY (sqm/box) |
|--|--|---|
| 8 | 28 | 1,44 |
| 8 | 29 | 1,62 |
| 4 | 28 | 1,44 |
| 2 | 31,2 | 0,72 |
| 1 | 27,9104 | 0,64 |
| 2 | 49 | 1,08 |
| 1 | 23 | 0,36 |

| EBAT SIZE | KUTU BOXES (boxes/plt) | BRÜT AĞIRLIK GROSS WEIGHT (kg/plt) | MİKTAR (m ² /pal) QUANTITY (sqm/plt) |
|--------------------------|------------------------------|--|--|
| 80x117cm 31,5x46" | 32 | 924 | 46,08 |
| 80x120cm 31,5x47,2" | 44 | 1276 | 71,28 |
| 80x121cm 31,49x47,63" | 32 | 939 | 46,08 |
| 80x121cm 31,49x47,63" | 32 | 1064,5 | 23,04 |
| 81x110cm 31,89x43,31" | 32 | 910 | 20,48 |
| 91x96cm 35,8x37,7" | 20 | - | 21,6 |
| 85x130cm 33,46x51,18" | 48 | 1151,5 | 17,8 |

BLUE JEANS

| EBAT SIZE | KULLANIM ALANLARI AREAS OF USE | GÖRÜNÜM DERECESİ VISION DEGREE | YÜZEY ÖZELLİĞİ SURFACE | AĞIRLIK WEIGHT kg | KALINLIK THICKNESS mm |
|------------------------|---|---|------------------------------|-------------------------|-----------------------------|
| 30x120cm 11,8x47,2" | DUVAR, YER, DIŞ CEPHE WALL, FLOOR, FAÇADE CLADDING | V3 | F. LAP Mohs: 5 | 7 | 9 |
| 60x120cm 23,6x47,2" | DUVAR, YER, DIŞ CEPHE WALL, FLOOR, FAÇADE CLADDING | V3 | F. LAP Mohs: 5 | 14,4 | 9 |

| ADET (ad/kutu) PIECES (pcs/box) | AĞIRLIK (kg/kutu) WEIGHT (kg/box) | MİKTAR (m ² /kutu) QUANTITY (sqm/box) |
|--|--|---|
| 4 | 28 | 1,44 |
| 2 | 28,5 | 1,44 |

| EBAT SIZE | KUTU BOXES (boxes/plt) | BRÜT AĞIRLIK GROSS WEIGHT (kg/plt) | MİKTAR (m ² /pal) QUANTITY (sqm/plt) |
|--------------------------|------------------------------|--|--|
| 85x121cm 33,46x47,63" | 40 | 1184,5 | 57,60 |
| 85x121cm 33,46x47,63" | 35 | 1048,5 | 50,40 |

BIANCO RIVER

| EBAT SIZE | KULLANIM ALANLARI AREAS OF USE | GÖRÜNÜM DERECESİ VISION DEGREE | YÜZEY ÖZELLİĞİ SURFACE | AĞIRLIK WEIGHT kg | KALINLIK THICKNESS mm |
|------------------------|---|---|------------------------------|-------------------------|-----------------------------|
| 30x60cm 11,8x23,6" | DUVAR, YER, DIŞ CEPHE WALL, FLOOR, FAÇADE CLADDING | V3 | F. LAP MATT | 3,5 | 8,5 |
| 60x60cm 23,6x23,6" | DUVAR, YER, DIŞ CEPHE WALL, FLOOR, FAÇADE CLADDING | V3 | F. LAP MATT | 7 | 8,5 |
| 30x120cm 11,8x47,2" | DUVAR, YER, DIŞ CEPHE WALL, FLOOR, FAÇADE CLADDING | V3 | F. LAP Mohs: 5 | 7 | 9 |
| 60x120cm 23,6x47,2" | DUVAR, YER, DIŞ CEPHE WALL, FLOOR, FAÇADE CLADDING | V3 | F. LAP Mohs: 5 | 14,2 | 9 |

| ADET (ad/kutu) PIECES (pcs/box) | AĞIRLIK (kg/kutu) WEIGHT (kg/box) | MİKTAR (m ² /kutu) QUANTITY (sqm/box) |
|--|--|---|
| 8 | 28 | 1,44 |
| 4 | 28 | 1,44 |
| 4 | 28 | 1,44 |
| 2 | 28,5 | 1,44 |

| EBAT SIZE | KUTU BOXES (boxes/plt) | BRÜT AĞIRLIK GROSS WEIGHT (kg/plt) | MİKTAR (m ² /pal) QUANTITY (sqm/plt) |
|--------------------------|------------------------------|--|--|
| 80x117cm 31,5x46" | 32 | 924 | 46,08 |
| 80x121cm 31,49x47,63" | 32 | 939 | 46,08 |
| 85x121cm 33,46x47,63" | 40 | 1184,5 | 57,60 |
| 85x121cm 33,46x47,63" | 35 | 1048,5 | 50,40 |

BIANCO DOLOMITI

| EBAT SIZE | KULLANIM ALANLARI AREAS OF USE | GÖRÜNÜM DERECESİ VISION DEGREE | YÜZEY ÖZELLİĞİ SURFACE | AĞIRLIK WEIGHT kg | KALINLIK THICKNESS mm |
|------------------------|---|---|------------------------------|-------------------------|-----------------------------|
| 30x120cm 11,8x47,2" | DUVAR, YER, DIŞ CEPHE WALL, FLOOR, FAÇADE CLADDING | V3 | F. LAP Mohs: 5 | 5,5 | 6,5 |
| 60x120cm 23,6x47,2" | DUVAR, YER, DIŞ CEPHE WALL, FLOOR, FAÇADE CLADDING | V3 | F. LAP MATT | 11,2 | 6,5 |
| 30x60cm 11,8x23,6" | DUVAR, YER, DIŞ CEPHE WALL, FLOOR, FAÇADE CLADDING | V3 | MATT | 3,5 | 8,5 |
| 60x60cm 23,6x23,6" | DUVAR, YER, DIŞ CEPHE WALL, FLOOR, FAÇADE CLADDING | V3 | MATT | 7 | 8,5 |

| ADET (ad/kutu) PIECES (pcs/box) | AĞIRLIK (kg/kutu) WEIGHT (kg/box) | MİKTAR (m ² /kutu) QUANTITY (sqm/box) |
|--|--|---|
| 5 | 27,5 | 1,8 |
| 3 | 33,6 | 2,16 |
| 8 | 28 | 1,44 |
| 4 | 28 | 1,44 |

| EBAT SIZE | KUTU BOXES (boxes/plt) | BRÜT AĞIRLIK GROSS WEIGHT (kg/plt) | MİKTAR (m ² /pal) QUANTITY (sqm/plt) |
|--------------------------|------------------------------|--|--|
| 85x121cm 33,46x47,63" | 42 | 1197 | 75,6 |
| 85x121cm 33,46x47,63" | 32 | 1112,5 | 69,12 |
| 80x117cm 31,5x46" | 32 | 924 | 46,08 |
| 80x121cm 31,49x47,63" | 32 | 939 | 46,08 |

CALACATTA

| EBAT SIZE | KULLANIM ALANLARI AREAS OF USE | GÖRÜNÜM DERECESİ VISION DEGREE | YÜZEY ÖZELLİĞİ SURFACE | AĞIRLIK WEIGHT kg | KALINLIK THICKNESS mm |
|------------------------|---|---|------------------------------|-------------------------|-----------------------------|
| 30x60cm 11,8x23,6" | DUVAR, YER, DIŞ CEPHE WALL, FLOOR, FAÇADE CLADDING | V2 | F. LAP MATT | 3,5 | 8,5 |
| 60x60cm 23,6x23,6" | DUVAR, YER, DIŞ CEPHE WALL, FLOOR, FAÇADE CLADDING | V2 | F. LAP MATT | 7 | 8,5 |
| 30x120cm 11,8x47,2" | DUVAR, YER, DIŞ CEPHE WALL, FLOOR, FAÇADE CLADDING | V2 | FLAP Mohs: 5 | 7 | 9 |
| 60x120cm 23,6x47,2" | DUVAR, YER, DIŞ CEPHE WALL, FLOOR, FAÇADE CLADDING | V2 | FLAP Mohs: 5 | 14,2 | 9 |

| ADET (ad/kutu) PIECES (pcs/box) | AĞIRLIK (kg/kutu) WEIGHT (kg/box) | MİKTAR (m ² /kutu) QUANTITY (sqm/box) |
|--|--|---|
| 8 | 28 | 1,44 |
| 4 | 28 | 1,44 |
| 4 | 28 | 1,44 |
| 2 | 28,5 | 1,44 |

| EBAT SIZE | KUTU BOXES (boxes/plt) | BRÜT AĞIRLIK GROSS WEIGHT (kg/plt) | MİKTAR (m ² /pal) QUANTITY (sqm/plt) |
|--------------------------|------------------------------|--|--|
| 80x117cm 31,5x46" | 32 | 924 | 46,08 |
| 80x121cm 31,49x47,63" | 32 | 939 | 46,08 |
| 85x121cm 33,46x47,63" | 40 | 1184,5 | 57,60 |
| 85x121cm 33,46x47,6" | 35 | 1048,5 | 50,40 |

CALACATTA GOLDIE

| EBAT SIZE | KULLANIM ALANLARI AREAS OF USE | GÖRÜNÜM DERECESİ VISION DEGREE | YÜZEY ÖZELLİĞİ SURFACE | AĞIRLIK WEIGHT kg | KALINLIK THICKNESS mm |
|-------------------------|---|---|------------------------------|-------------------------|-----------------------------|
| 120x120cm 47,2x47,2" | DUVAR, YER, DIŞ CEPHE WALL, FLOOR, FAÇADE CLADDING | V3 | F. LAP Mohs: 5 | 36 | 8 |
| 30x120cm 11,8x47,2" | DUVAR, YER, DIŞ CEPHE WALL, FLOOR, FAÇADE CLADDING | V3 | F. LAP Mohs: 5 | 5,5 | 6,5 |
| 60x120cm 23,6x47,2" | DUVAR, YER, DIŞ CEPHE WALL, FLOOR, FAÇADE CLADDING | V3 | F. LAP Mohs: 5 | 11,2 | 6,5 |

| ADET (ad/kutu) PIECES (pcs/box) | AĞIRLIK (kg/kutu) WEIGHT (kg/box) | MİKTAR (m ² /kutu) QUANTITY (sqm/box) |
|--|--|---|
| 2 | 71,70 | 2,88 |
| 5 | 27,5 | 1,8 |
| 3 | 33,6 | 2,16 |

| EBAT SIZE | KUTU BOXES (boxes/plt) | BRÜT AĞIRLIK GROSS WEIGHT (kg/plt) | MİKTAR (m ² /pal) QUANTITY (sqm/plt) |
|--------------------------|------------------------------|--|--|
| 123x123cm 48,4x48,4" | 14 | 1004 | 40,32 |
| 85x121cm 33,46x47,63" | 42 | 1197 | 75,6 |
| 85x121cm 33,46x47,63" | 32 | 1112,5 | 69,12 |

CALACATTA OCEAN

| EBAT SIZE | KULLANIM ALANLARI AREAS OF USE | GÖRÜNÜM DERECESİ VISION DEGREE | YÜZEY ÖZELLİĞİ SURFACE | AĞIRLIK WEIGHT kg | KALINLIK THICKNESS mm |
|-------------------------|---|---|------------------------------|-------------------------|-----------------------------|
| 60x120cm 23,6x47,2" | DUVAR, YER, DIŞ CEPHE WALL, FLOOR, FAÇADE CLADDING | V2 | FLAP Mohs: 5 | 14,2 | 9 |
| 120x120cm 47,2x47,2" | DUVAR, YER, DIŞ CEPHE WALL, FLOOR, FAÇADE CLADDING | V2 | F. LAP Mohs: 5 | 36 | 8 |

| ADET (ad/kutu) PIECES (pcs/box) | AĞIRLIK (kg/kutu) WEIGHT (kg/box) | MİKTAR (m ² /kutu) QUANTITY (sqm/box) |
|--|--|---|
| 2 | 28,5 | 1,44 |
| 2 | 71,70 | 2,88 |

| EBAT SIZE | KUTU BOXES (boxes/plt) | BRÜT AĞIRLIK GROSS WEIGHT (kg/plt) | MİKTAR (m ² /pal) QUANTITY (sqm/plt) |
|-------------------------|------------------------------|--|--|
| 85x121cm 33,46x47,6" | 35 | 1048,5 | 50,40 |
| 123x123cm 48,4x48,4" | 14 | 1004 | 40,32 |

CANYON

| EBAT SIZE | KULLANIM ALANLARI AREAS OF USE | GÖRÜNÜM DERECESİ VISION DEGREE | YÜZEY ÖZELLİĞİ SURFACE | AĞIRLIK WEIGHT kg | KALINLIK THICKNESS mm |
|------------------------|---|---|------------------------------|-------------------------|-----------------------------|
| 30x60cm 11,8x23,6" | DUVAR, YER, DIŞ CEPHE WALL, FLOOR, FAÇADE CLADDING | V3 | F. LAP Mohs: 5 | 3,5 | 8,5 |
| 60x60cm 23,6x23,6" | DUVAR, YER, DIŞ CEPHE WALL, FLOOR, FAÇADE CLADDING | V3 | F. LAP Mohs: 5 | 7 | 8,5 |
| 30x120cm 11,8x47,2" | DUVAR, YER, DIŞ CEPHE WALL, FLOOR, FAÇADE CLADDING | V3 | F. LAP Mohs: 5 | 7 | 9 |
| 60x120cm 23,6x47,2" | DUVAR, YER, DIŞ CEPHE WALL, FLOOR, FAÇADE CLADDING | V3 | F. LAP Mohs: 5 | 14,2 | 9 |

| ADET (ad/kutu) PIECES (pcs/box) | AĞIRLIK (kg/kutu) WEIGHT (kg/box) | MİKTAR (m ² /kutu) QUANTITY (sqm/box) |
|--|--|---|
| 8 | 28 | 1,44 |
| 4 | 28 | 1,44 |
| 4 | 28 | 1,44 |
| 2 | 28,5 | 1,44 |

| EBAT SIZE | KUTU BOXES (boxes/plt) | BRÜT AĞIRLIK GROSS WEIGHT (kg/plt) | MİKTAR (m ² /pal) QUANTITY (sqm/plt) |
|--------------------------|------------------------------|--|--|
| 80x117cm 31,5x46" | 32 | 924 | 46,08 |
| 80x121cm 31,49x47,63" | 32 | 939 | 46,08 |
| 85x121cm 33,46x47,63" | 40 | 1184,5 | 57,60 |
| 85x121cm 33,46x47,63" | 35 | 1048,5 | 50,40 |

CARRARA

| EBAT SIZE | KULLANIM ALANLARI AREAS OF USE | GÖRÜNÜM DERECESİ VISION DEGREE | YÜZEY ÖZELLİĞİ SURFACE | AĞIRLIK WEIGHT kg | KALINLIK THICKNESS mm |
|------------------------|---|---|------------------------------|-------------------------|-----------------------------|
| 30x60cm 11,8x23,6" | DUVAR, YER, DIŞ CEPHE WALL, FLOOR, FAÇADE CLADDING | V3 | F. LAP MATT | 3,5 | 8,5 |
| 60x60cm 23,6x23,6" | DUVAR, YER, DIŞ CEPHE WALL, FLOOR, FAÇADE CLADDING | V3 | F. LAP MATT | 7 | 8,5 |
| 60x120cm 23,6x47,2" | DUVAR, YER, DIŞ CEPHE WALL, FLOOR, FAÇADE CLADDING | V3 | F. LAP | 14,2 | 9 |

| ADET (ad/kutu) PIECES (pcs/box) | AĞIRLIK (kg/kutu) WEIGHT (kg/box) | MİKTAR (m ² /kutu) QUANTITY (sqm/box) |
|--|--|---|
| 8 | 28 | 1,44 |
| 4 | 28 | 1,44 |
| 2 | 28,5 | 1,44 |

| EBAT SIZE | KUTU BOXES (boxes/plt) | BRÜT AĞIRLIK GROSS WEIGHT (kg/plt) | MİKTAR (m ² /pal) QUANTITY (sqm/plt) |
|--------------------------|------------------------------|--|--|
| 80x117cm 31,5x46" | 32 | 939 | 46,08 |
| 80x121cm 31,49x47,63" | 32 | 924 | 46,08 |
| 85x121cm 33,46x47,63" | 35 | 1048,5 | 50,40 |

CHOICE

| EBAT SIZE | KULLANIM ALANLARI AREAS OF USE | GÖRÜNÜM DERECESİ VISION DEGREE | YÜZEY ÖZELLİĞİ SURFACE | AĞIRLIK WEIGHT kg | KALINLIK THICKNESS mm |
|------------------------|---|---|------------------------------|-------------------------|-----------------------------|
| 30x120cm 11,8x47,2" | DUVAR, YER, DIŞ CEPHE WALL, FLOOR, FAÇADE CLADDING | V3 | MATT | 7 | 9 |
| 60x120cm 23,6x47,2" | DUVAR, YER, DIŞ CEPHE WALL, FLOOR, FAÇADE CLADDING | V3 | MATT | 14,2 | 9 |

| ADET (ad/kutu) PIECES (pcs/box) | AĞIRLIK (kg/kutu) WEIGHT (kg/box) | MİKTAR (m ² /kutu) QUANTITY (sqm/box) |
|--|--|---|
| 4 | 28 | 1,44 |
| 2 | 28,5 | 1,44 |

| EBAT SIZE | KUTU BOXES (boxes/plt) | BRÜT AĞIRLIK GROSS WEIGHT (kg/plt) | MİKTAR (m ² /pal) QUANTITY (sqm/plt) |
|--------------------------|------------------------------|--|--|
| 85x121cm 33,46x47,63" | 40 | 1184,5 | 57,60 |
| 85x121cm 33,46x47,63" | 35 | 1048,5 | 50,40 |

CIPOLLINO

| EBAT SIZE | KULLANIM ALANLARI AREAS OF USE | GÖRÜNÜM DERECESİ VISION DEGREE | YÜZEY ÖZELLİĞİ SURFACE | AĞIRLIK WEIGHT kg | KALINLIK THICKNESS mm |
|------------------------|---|---|------------------------------|-------------------------|-----------------------------|
| 30x120cm 11,8x47,2" | DUVAR, YER, DIŞ CEPHE WALL, FLOOR, FAÇADE CLADDING | V3 | MATT | 7 | 9 |
| 60x120cm 23,6x47,2" | DUVAR, YER, DIŞ CEPHE WALL, FLOOR, FAÇADE CLADDING | V3 | MATT | 14,2 | 9 |
| 80x80cm 32x32" | DUVAR, YER, DIŞ CEPHE WALL, FLOOR, FAÇADE CLADDING | V3 | MATT | 30 | 20 |

| ADET (ad/kutu) PIECES (pcs/box) | AĞIRLIK (kg/kutu) WEIGHT (kg/box) | MİKTAR (m ² /kutu) QUANTITY (sqm/box) |
|--|--|---|
| 4 | 28 | 1,44 |
| 2 | 28,5 | 1,44 |
| 1 | 30 | 0,64 |

| EBAT SIZE | KUTU BOXES (boxes/plt) | BRÜT AĞIRLIK GROSS WEIGHT (kg/plt) | MİKTAR (m ² /pal) QUANTITY (sqm/plt) |
|--------------------------|------------------------------|--|--|
| 85x121cm 33,46x47,63" | 40 | 1184,5 | 57,60 |
| 85x121cm 33,46x47,63" | 35 | 1048,5 | 50,40 |
| 81x110cm 31,89x43,31" | 36 | 1100 | 23,04 |

COMODO

| EBAT SIZE | KULLANIM ALANLARI AREAS OF USE | GÖRÜNÜM DERECESİ VISION DEGREE | YÜZEY ÖZELLİĞİ SURFACE | AĞIRLIK WEIGHT kg | KALINLIK THICKNESS mm |
|------------------------|---|---|------------------------------|-------------------------|-----------------------------|
| 30x120cm 11,8x47,2" | DUVAR, YER, DIŞ CEPHE WALL, FLOOR, FAÇADE CLADDING | V2 | MATT | 5,5 | 6,5 |

| ADET (ad/kutu) PIECES (pcs/box) | AĞIRLIK (kg/kutu) WEIGHT (kg/box) | MİKTAR (m ² /kutu) QUANTITY (sqm/box) |
|--|--|---|
| 5 | 27,5 | 1,8 |

| EBAT SIZE | KUTU BOXES (boxes/plt) | BRÜT AĞIRLIK GROSS WEIGHT (kg/plt) | MİKTAR (m ² /pal) QUANTITY (sqm/plt) |
|--------------------------|------------------------------|--|--|
| 85x121cm 33,46x47,63" | 42 | 1197 | 75,6 |

COMPLETO

KARO / TILE

| EBAT SIZE | KULLANIM ALANLARI AREAS OF USE | GÖRÜNÜM DERECESİ VISION DEGREE | YÜZEY ÖZELLİĞİ SURFACE | AĞIRLIK WEIGHT kg | KALINLIK THICKNESS mm |
|------------------------|---|---|------------------------------|-------------------------|-----------------------------|
| 30x120cm 11,8x47,2" | DUVAR, YER, DIŞ CEPHE WALL, FLOOR, FAÇADE CLADDING | V2 | F. LAP Mohs: 5 | 5,5 | 6,5 |
| 60x120cm 23,6x47,2" | DUVAR, YER, DIŞ CEPHE WALL, FLOOR, FAÇADE CLADDING | V2 | F. LAP Mohs: 5 | 11,2 | 6,5 |

KUTU / BOX

| ADET (ad/kutu) PIECES (pcs/box) | AĞIRLIK (kg/kutu) WEIGHT (kg/box) | MİKTAR (m ² /kutu) QUANTITY (sqm/box) |
|--|--|---|
| 5 | 27,5 | 1,8 |
| 3 | 33,6 | 2,16 |

PALET / PALLET

| EBAT SIZE | KUTU BOXES (boxes/plt) | BRÜT AĞIRLIK GROSS WEIGHT (kg/plt) | MİKTAR (m ² /plt) QUANTITY (sqm/plt) |
|--------------------------|------------------------------|--|--|
| 85x121cm 33,46x47,63" | 42 | 1197 | 75,6 |
| 85x121cm 33,46x47,63" | 32 | 1112,5 | 69,1 |

CROSS

KARO / TILE

| EBAT SIZE | KULLANIM ALANLARI AREAS OF USE | GÖRÜNÜM DERECESİ VISION DEGREE | YÜZEY ÖZELLİĞİ SURFACE | AĞIRLIK WEIGHT kg | KALINLIK THICKNESS mm |
|------------------------|---|---|------------------------------|-------------------------|-----------------------------|
| 60x120cm 23,6x47,2" | DUVAR, YER, DIŞ CEPHE WALL, FLOOR, FAÇADE CLADDING | V1 | F. LAP Mohs: 5 | 11,2 | 6,5 |

KUTU / BOX

| ADET (ad/kutu) PIECES (pcs/box) | AĞIRLIK (kg/kutu) WEIGHT (kg/box) | MİKTAR (m ² /kutu) QUANTITY (sqm/box) |
|--|--|---|
| 3 | 33,6 | 2,16 |

PALET / PALLET

| EBAT SIZE | KUTU BOXES (boxes/plt) | BRÜT AĞIRLIK GROSS WEIGHT (kg/plt) | MİKTAR (m ² /plt) QUANTITY (sqm/plt) |
|--------------------------|------------------------------|--|--|
| 85x121cm 33,46x47,63" | 32 | 1112,5 | 69,1 |

CROWN

KARO / TILE

| EBAT SIZE | KULLANIM ALANLARI AREAS OF USE | GÖRÜNÜM DERECESİ VISION DEGREE | YÜZEY ÖZELLİĞİ SURFACE | AĞIRLIK WEIGHT kg | KALINLIK THICKNESS mm |
|------------------------|---|---|------------------------------|-------------------------|-----------------------------|
| 30x120cm 11,8x47,2" | DUVAR, YER, DIŞ CEPHE WALL, FLOOR, FAÇADE CLADDING | V3 | F. LAP Mohs: 5 | 7 | 9 |
| 60x120cm 23,6x47,2" | DUVAR, YER, DIŞ CEPHE WALL, FLOOR, FAÇADE CLADDING | V3 | F. LAP Mohs: 5 | 14,2 | 9 |

KUTU / BOX

| ADET (ad/kutu) PIECES (pcs/box) | AĞIRLIK (kg/kutu) WEIGHT (kg/box) | MİKTAR (m ² /kutu) QUANTITY (sqm/box) |
|--|--|---|
| 4 | 28 | 1,44 |
| 2 | 28,5 | 1,44 |

PALET / PALLET

| EBAT SIZE | KUTU BOXES (boxes/plt) | BRÜT AĞIRLIK GROSS WEIGHT (kg/plt) | MİKTAR (m ² /plt) QUANTITY (sqm/plt) |
|--------------------------|------------------------------|--|--|
| 85x121cm 33,46x47,63" | 40 | 1184,5 | 57,60 |
| 85x121cm 33,46x47,63" | 35 | 1048,5 | 50,40 |

DAKOTA

KARO / TILE

| EBAT SIZE | KULLANIM ALANLARI AREAS OF USE | GÖRÜNÜM DERECESİ VISION DEGREE | YÜZEY ÖZELLİĞİ SURFACE | AĞIRLIK WEIGHT kg | KALINLIK THICKNESS mm |
|-----------------------|---|---|------------------------------|-------------------------|-----------------------------|
| 30x60cm 11,8x23,6" | DUVAR, YER, DIŞ CEPHE WALL, FLOOR, FAÇADE CLADDING | V3 | MATT | 3,5 | 8,5 |
| 60x60cm 23,6x23,6" | DUVAR, YER, DIŞ CEPHE WALL, FLOOR, FAÇADE CLADDING | V3 | MATT | 7 | 8,5 |
| 60x60cm 23,6x23,6" | DUVAR, YER, DIŞ CEPHE WALL, FLOOR, FAÇADE CLADDING | V3 | MATT | 15,5 | 20 |
| 60x90cm 23,6x35,4" | DUVAR, YER, DIŞ CEPHE WALL, FLOOR, FAÇADE CLADDING | V3 | MATT | 24,5 | 20 |
| 60x60cm 23,6x23,6" | DUVAR, YER, DIŞ CEPHE WALL, FLOOR, FAÇADE CLADDING | V3 | MATT | 23 | 30 |

KUTU / BOX

| ADET (ad/kutu) PIECES (pcs/box) | AĞIRLIK (kg/kutu) WEIGHT (kg/box) | MİKTAR (m ² /kutu) QUANTITY (sqm/box) |
|--|--|---|
| 8 | 28 | 1,44 |
| 4 | 28 | 1,44 |
| 2 | 31,2 | 0,72 |
| 2 | 49 | 1,08 |
| 1 | 23 | 0,36 |

PALET / PALLET

| EBAT SIZE | KUTU BOXES (boxes/plt) | BRÜT AĞIRLIK GROSS WEIGHT (kg/plt) | MİKTAR (m ² /plt) QUANTITY (sqm/plt) |
|--------------------------|------------------------------|--|--|
| 80x117cm 31,5x46" | 32 | 924 | 46,08 |
| 80x121cm 31,49x47,63" | 32 | 939 | 46,08 |
| 80x121cm 31,49x47,63" | 32 | 1064,5 | 23,04 |
| 91x96cm 35,8x37,7" | 20 | - | 21,6 |
| 85x130cm 33,46x51,18" | 48 | 1151,5 | 17,28 |

DEEPSTONE

KARO / TILE

| EBAT SIZE | KULLANIM ALANLARI AREAS OF USE | GÖRÜNÜM DERECESİ VISION DEGREE | YÜZEY ÖZELLİĞİ SURFACE | AĞIRLIK WEIGHT kg | KALINLIK THICKNESS mm |
|------------------------|---|---|------------------------------|-------------------------|-----------------------------|
| 30x120cm 11,8x47,2" | DUVAR, YER, DIŞ CEPHE WALL, FLOOR, FAÇADE CLADDING | V3 | F. LAP Mohs: 5 | 7 | 9 |
| 60x120cm 23,6x47,2" | DUVAR, YER, DIŞ CEPHE WALL, FLOOR, FAÇADE CLADDING | V3 | F. LAP Mohs: 5 | 14,2 | 9 |

KUTU / BOX

| ADET (ad/kutu) PIECES (pcs/box) | AĞIRLIK (kg/kutu) WEIGHT (kg/box) | MİKTAR (m ² /kutu) QUANTITY (sqm/box) |
|--|--|---|
| 4 | 28 | 1,44 |
| 2 | 28,5 | 1,44 |

PALET / PALLET

| EBAT SIZE | KUTU BOXES (boxes/plt) | BRÜT AĞIRLIK GROSS WEIGHT (kg/plt) | MİKTAR (m ² /plt) QUANTITY (sqm/plt) |
|--------------------------|------------------------------|--|--|
| 85x121cm 33,46x47,63" | 40 | 1184,5 | 57,60 |
| 85x121cm 33,46x47,63" | 35 | 1048,5 | 50,40 |

DESERTO

KARO / TILE

| EBAT SIZE | KULLANIM ALANLARI AREAS OF USE | GÖRÜNÜM DERECESİ VISION DEGREE | YÜZEY ÖZELLİĞİ SURFACE | AĞIRLIK WEIGHT kg | KALINLIK THICKNESS mm |
|------------------------|---|---|------------------------------|-------------------------|-----------------------------|
| 30x120cm 11,8x47,2" | DUVAR, YER, DIŞ CEPHE WALL, FLOOR, FAÇADE CLADDING | V2 | F. LAP Mohs: 5 | 7 | 9 |
| 60x120cm 23,6x47,2" | DUVAR, YER, DIŞ CEPHE WALL, FLOOR, FAÇADE CLADDING | V2 | F. LAP Mohs: 5 | 14,2 | 9 |

KUTU / BOX

| ADET (ad/kutu) PIECES (pcs/box) | AĞIRLIK (kg/kutu) WEIGHT (kg/box) | MİKTAR (m ² /kutu) QUANTITY (sqm/box) |
|--|--|---|
| 4 | 28 | 1,44 |
| 2 | 28,5 | 1,44 |

PALET / PALLET

| EBAT SIZE | KUTU BOXES (boxes/plt) | BRÜT AĞIRLIK GROSS WEIGHT (kg/plt) | MİKTAR (m ² /plt) QUANTITY (sqm/plt) |
|--------------------------|------------------------------|--|--|
| 85x121cm 33,46x47,63" | 40 | 1184,5 | 57,60 |
| 85x121cm 33,46x47,63" | 35 | 1048,5 | 50,40 |

ELEGANT

KARO / TILE

| EBAT SIZE | KULLANIM ALANLARI AREAS OF USE | GÖRÜNÜM DERECESİ VISION DEGREE | YÜZEY ÖZELLİĞİ SURFACE | AĞIRLIK WEIGHT kg | KALINLIK THICKNESS mm |
|------------------------|---|---|------------------------------|-------------------------|-----------------------------|
| 30x120cm 11,8x47,2" | DUVAR, YER, DIŞ CEPHE WALL, FLOOR, FAÇADE CLADDING | V3 | F. LAP Mohs: 5 | 5,5 | 6,5 |
| 60x120cm 23,6x47,2" | DUVAR, YER, DIŞ CEPHE WALL, FLOOR, FAÇADE CLADDING | V3 | F. LAP Mohs: 5 | 11,2 | 6,5 |

KUTU / BOX

| ADET (ad/kutu) PIECES (pcs/box) | AĞIRLIK (kg/kutu) WEIGHT (kg/box) | MİKTAR (m ² /kutu) QUANTITY (sqm/box) |
|--|--|---|
| 5 | 27,5 | 1,8 |
| 3 | 33,6 | 2,16 |

PALET / PALLET

| EBAT SIZE | KUTU BOXES (boxes/plt) | BRÜT AĞIRLIK GROSS WEIGHT (kg/plt) | MİKTAR (m ² /plt) QUANTITY (sqm/plt) |
|--------------------------|------------------------------|--|--|
| 85x121cm 33,49x47,63" | 42 | 1197 | 75,6 |
| 85x121cm 33,49x47,63" | 32 | 1112,5 | 69,1 |

ESPINA

KARO / TILE

| EBAT SIZE | KULLANIM ALANLARI AREAS OF USE | GÖRÜNÜM DERECESİ VISION DEGREE | YÜZEY ÖZELLİĞİ SURFACE | AĞIRLIK WEIGHT kg | KALINLIK THICKNESS mm |
|------------------------|---|---|------------------------------|-------------------------|-----------------------------|
| 30x120cm 11,8x47,2" | DUVAR, YER, DIŞ CEPHE WALL, FLOOR, FAÇADE CLADDING | V2 | F. LAP Mohs: 5 | 7 | 9 |
| 60x120cm 23,6x47,2" | DUVAR, YER, DIŞ CEPHE WALL, FLOOR, FAÇADE CLADDING | V2 | F. LAP Mohs: 5 | 14,2 | 9 |

KUTU / BOX

| ADET (ad/kutu) PIECES (pcs/box) | AĞIRLIK (kg/kutu) WEIGHT (kg/box) | MİKTAR (m ² /kutu) QUANTITY (sqm/box) |
|--|--|---|
| 4 | 28 | 1,44 |
| 2 | 28,5 | 1,44 |

PALET / PALLET

| EBAT SIZE | KUTU BOXES (boxes/plt) | BRÜT AĞIRLIK GROSS WEIGHT (kg/plt) | MİKTAR (m ² /plt) QUANTITY (sqm/plt) |
|--------------------------|------------------------------|--|--|
| 85x121cm 33,49x47,63" | 40 | 1184,5 | 57,60 |
| 85x121cm 33,49x47,63" | 35 | 1048,5 | 50,40 |

FANTASY

KARO / TILE

| EBAT SIZE | KULLANIM ALANLARI AREAS OF USE | GÖRÜNÜM DERECESİ VISION DEGREE | YÜZEY ÖZELLİĞİ SURFACE | AĞIRLIK WEIGHT kg | KALINLIK THICKNESS mm |
|-------------------------|---|---|------------------------------|-------------------------|-----------------------------|
| 120x120cm 47,2x47,2" | DUVAR, YER, DIŞ CEPHE WALL, FLOOR, FAÇADE CLADDING | V2 | F. LAP Mohs: 5 | 36 | 8 |

KUTU / BOX

| ADET (ad/kutu) PIECES (pcs/box) | AĞIRLIK (kg/kutu) WEIGHT (kg/box) | MİKTAR (m ² /kutu) QUANTITY (sqm/box) |
|--|--|---|
| 2 | 71,70 | 2,88 |

PALET / PALLET

| EBAT SIZE | KUTU BOXES (boxes/plt) | BRÜT AĞIRLIK GROSS WEIGHT (kg/plt) | MİKTAR (m ² /plt) QUANTITY (sqm/plt) |
|-------------------------|------------------------------|--|--|
| 123x123cm 48,4x48,4" | 14 | 1004 | 40,32 |

FENOMEN

KARO / TILE

| EBAT SIZE | KULLANIM ALANLARI AREAS OF USE | GÖRÜNÜM DERECESİ VISION DEGREE | YÜZEY ÖZELLİĞİ SURFACE | AĞIRLIK WEIGHT kg | KALINLIK THICKNESS mm |
|------------------------|---|---|------------------------------|-------------------------|-----------------------------|
| 30x120cm 11,8x47,2" | DUVAR, YER, DIŞ CEPHE WALL, FLOOR, FAÇADE CLADDING | V3 | F. LAP Mohs: 5 | 5,5 | 6,5 |
| 60x120cm 23,6x47,2" | DUVAR, YER, DIŞ CEPHE WALL, FLOOR, FAÇADE CLADDING | V3 | F. LAP Mohs: 5 | 11,2 | 6,5 |

KUTU / BOX

| ADET (ad/kutu) PIECES (pcs/box) | AĞIRLIK (kg/kutu) WEIGHT (kg/box) | MİKTAR (m ² /kutu) QUANTITY (sqm/box) |
|--|--|---|
| 5 | 27,5 | 1,8 |
| 3 | 33,6 | 2,16 |

PALET / PALLET

| EBAT SIZE | KUTU BOXES (boxes/plt) | BRÜT AĞIRLIK GROSS WEIGHT (kg/plt) | MİKTAR (m ² /plt) QUANTITY (sqm/plt) |
|-------------------------|------------------------------|--|--|
| 85x121cm 33,46x47,6" | 42 | 1197 | 75,6 |
| 85x121cm 33,46x47,6" | 32 | 1112,5 | 69,1 |

FIO DI BOSCO

KARO / TILE

| EBAT SIZE | KULLANIM ALANLARI AREAS OF USE | GÖRÜNÜM DERECESİ VISION DEGREE | YÜZEY ÖZELLİĞİ SURFACE | AĞIRLIK WEIGHT kg | KALINLIK THICKNESS mm |
|-------------------------|---|---|------------------------------|-------------------------|-----------------------------|
| 120x120cm 47,2x47,2" | DUVAR, YER, DIŞ CEPHE WALL, FLOOR, FAÇADE CLADDING | V3 | F. LAP Mohs: 5 | 36 | 8 |
| 30x120cm 11,8x47,2" | DUVAR, YER, DIŞ CEPHE WALL, FLOOR, FAÇADE CLADDING | V3 | F. LAP Mohs: 5 | 7 | 9 |
| 60x120cm 23,6x47,2" | DUVAR, YER, DIŞ CEPHE WALL, FLOOR, FAÇADE CLADDING | V3 | F. LAP Mohs: 5 | 14,2 | 9 |

KUTU / BOX

| ADET (ad/kutu) PIECES (pcs/box) | AĞIRLIK (kg/kutu) WEIGHT (kg/box) | MİKTAR (m ² /kutu) QUANTITY (sqm/box) |
|--|--|---|
| 2 | 71,70 | 2,88 |
| 4 | 28 | 1,44 |
| 2 | 28,5 | 1,44 |

PALET / PALLET

| EBAT SIZE | KUTU BOXES (boxes/plt) | BRÜT AĞIRLIK GROSS WEIGHT (kg/plt) | MİKTAR (m ² /pal) QUANTITY (sqm/plt) |
|-------------------------|------------------------------|--|--|
| 123x123cm 48,4x48,4" | 14 | 1004 | 40,32 |
| 85x121cm 33,46x47,6" | 40 | 1184,5 | 57,60 |
| 85x121cm 33,46x47,6" | 35 | 1048,5 | 50,40 |

FIROZA

KARO / TILE

| EBAT SIZE | KULLANIM ALANLARI AREAS OF USE | GÖRÜNÜM DERECESİ VISION DEGREE | YÜZEY ÖZELLİĞİ SURFACE | AĞIRLIK WEIGHT kg | KALINLIK THICKNESS mm |
|------------------------|---|---|------------------------------|-------------------------|-----------------------------|
| 30x120cm 11,8x47,2" | DUVAR, YER, DIŞ CEPHE WALL, FLOOR, FAÇADE CLADDING | V2 | F. LAP Mohs: 5 | 5,5 | 6,5 |
| 60x120cm 23,6x47,2" | DUVAR, YER, DIŞ CEPHE WALL, FLOOR, FAÇADE CLADDING | V2 | F. LAP Mohs: 5 | 11,2 | 6,5 |

KUTU / BOX

| ADET (ad/kutu) PIECES (pcs/box) | AĞIRLIK (kg/kutu) WEIGHT (kg/box) | MİKTAR (m ² /kutu) QUANTITY (sqm/box) |
|--|--|---|
| 5 | 27,5 | 1,8 |
| 3 | 33,6 | 2,16 |

PALET / PALLET

| EBAT SIZE | KUTU BOXES (boxes/plt) | BRÜT AĞIRLIK GROSS WEIGHT (kg/plt) | MİKTAR (m ² /pal) QUANTITY (sqm/plt) |
|-------------------------|------------------------------|--|--|
| 85x121cm 33,46x47,6" | 42 | 1197 | 75,6 |
| 85x121cm 33,46x47,6" | 32 | 1112,5 | 69,1 |

FOREST

KARO / TILE

| EBAT SIZE | KULLANIM ALANLARI AREAS OF USE | GÖRÜNÜM DERECESİ VISION DEGREE | YÜZEY ÖZELLİĞİ SURFACE | AĞIRLIK WEIGHT kg | KALINLIK THICKNESS mm |
|------------------------|---|---|------------------------------|-------------------------|-----------------------------|
| 30x120cm 11,8x47,2" | DUVAR, YER, DIŞ CEPHE WALL, FLOOR, FAÇADE CLADDING | V2 | MATT | 7 | 9 |
| 30x120cm 11,8x47,2" | DUVAR, YER, DIŞ CEPHE WALL, FLOOR, FAÇADE CLADDING | V2 | MATT | 17 | 20 |

KUTU / BOX

| ADET (ad/kutu) PIECES (pcs/box) | AĞIRLIK (kg/kutu) WEIGHT (kg/box) | MİKTAR (m ² /kutu) QUANTITY (sqm/box) |
|--|--|---|
| 4 | 28 | 1,44 |
| 2 | 34 | 0,72 |

PALET / PALLET

| EBAT SIZE | KUTU BOXES (boxes/plt) | BRÜT AĞIRLIK GROSS WEIGHT (kg/plt) | MİKTAR (m ² /pal) QUANTITY (sqm/plt) |
|-------------------------|------------------------------|--|--|
| 85x121cm 33,46x47,6" | 40 | 1184,5 | 57,60 |
| 80x121cm 31,5x47,6" | 32 | 1112 | 23,04 |

FREDO SEPIA

KARO / TILE

| EBAT SIZE | KULLANIM ALANLARI AREAS OF USE | GÖRÜNÜM DERECESİ VISION DEGREE | YÜZEY ÖZELLİĞİ SURFACE | AĞIRLIK WEIGHT kg | KALINLIK THICKNESS mm |
|------------------------|---|---|------------------------------|-------------------------|-----------------------------|
| 60x120cm 23,6x47,2" | DUVAR, YER, DIŞ CEPHE WALL, FLOOR, FAÇADE CLADDING | V2 | F. LAP | 14,4 | 9 |
| 30x120cm 11,8x47,2" | DUVAR, YER, DIŞ CEPHE WALL, FLOOR, FAÇADE CLADDING | V2 | F. LAP Mohs: 5 | 7 | 9 |

KUTU / BOX

| ADET (ad/kutu) PIECES (pcs/box) | AĞIRLIK (kg/kutu) WEIGHT (kg/box) | MİKTAR (m ² /kutu) QUANTITY (sqm/box) |
|--|--|---|
| 2 | 28,5 | 1,44 |
| 4 | 28 | 1,44 |

PALET / PALLET

| EBAT SIZE | KUTU BOXES (boxes/plt) | BRÜT AĞIRLIK GROSS WEIGHT (kg/plt) | MİKTAR (m ² /pal) QUANTITY (sqm/plt) |
|-------------------------|------------------------------|--|--|
| 85x121cm 33,46x47,6" | 35 | 1048,5 | 50,4 |
| 85x121cm 33,46x47,6" | 40 | 1184,5 | 57,60 |

FUEGO

KARO / TILE

| EBAT SIZE | KULLANIM ALANLARI AREAS OF USE | GÖRÜNÜM DERECESİ VISION DEGREE | YÜZEY ÖZELLİĞİ SURFACE | AĞIRLIK WEIGHT kg | KALINLIK THICKNESS mm |
|------------------------|---|---|------------------------------|-------------------------|-----------------------------|
| 30x120cm 11,8x47,2" | DUVAR, YER, DIŞ CEPHE WALL, FLOOR, FAÇADE CLADDING | V2 | F. LAP Mohs: 5 | 7 | 9 |
| 60x120cm 23,6x47,2" | DUVAR, YER, DIŞ CEPHE WALL, FLOOR, FAÇADE CLADDING | V2 | F. LAP Mohs: 5 | 14,2 | 9 |

KUTU / BOX

| ADET (ad/kutu) PIECES (pcs/box) | AĞIRLIK (kg/kutu) WEIGHT (kg/box) | MİKTAR (m ² /kutu) QUANTITY (sqm/box) |
|--|--|---|
| 4 | 28 | 1,44 |
| 2 | 28,5 | 1,44 |

PALET / PALLET

| EBAT SIZE | KUTU BOXES (boxes/plt) | BRÜT AĞIRLIK GROSS WEIGHT (kg/plt) | MİKTAR (m ² /pal) QUANTITY (sqm/plt) |
|-------------------------|------------------------------|--|--|
| 85x121cm 33,46x47,6" | 40 | 1184,5 | 57,60 |
| 85x121cm 33,46x47,6" | 35 | 1048,5 | 50,40 |

GLAM

KARO / TILE

| EBAT SIZE | KULLANIM ALANLARI AREAS OF USE | GÖRÜNÜM DERECESİ VISION DEGREE | YÜZEY ÖZELLİĞİ SURFACE | AĞIRLIK WEIGHT kg | KALINLIK THICKNESS mm |
|------------------------|---|---|------------------------------|-------------------------|-----------------------------|
| 30x120cm 11,8x47,2" | DUVAR, YER, DIŞ CEPHE WALL, FLOOR, FAÇADE CLADDING | V1 | F. LAP Mohs: 5 | 5,5 | 6,5 |
| 60x120cm 23,6x47,2" | DUVAR, YER, DIŞ CEPHE WALL, FLOOR, FAÇADE CLADDING | V1 | F. LAP Mohs: 5 | 11,2 | 6,5 |

KUTU / BOX

| ADET (ad/kutu) PIECES (pcs/box) | AĞIRLIK (kg/kutu) WEIGHT (kg/box) | MİKTAR (m ² /kutu) QUANTITY (sqm/box) |
|--|--|---|
| 5 | 27,5 | 1,8 |
| 3 | 33,6 | 2,16 |

PALET / PALLET

| EBAT SIZE | KUTU BOXES (boxes/plt) | BRÜT AĞIRLIK GROSS WEIGHT (kg/plt) | MİKTAR (m ² /pal) QUANTITY (sqm/plt) |
|--------------------------|------------------------------|--|--|
| 85x121cm 33,46x47,63" | 42 | 1197 | 75,6 |
| 85x121cm 33,46x47,6" | 32 | 1112,5 | 69,12 |

HIELO

KARO / TILE

| EBAT SIZE | KULLANIM ALANLARI AREAS OF USE | GÖRÜNÜM DERECESİ VISION DEGREE | YÜZEY ÖZELLİĞİ SURFACE | AĞIRLIK WEIGHT kg | KALINLIK THICKNESS mm |
|------------------------|---|---|------------------------------|-------------------------|-----------------------------|
| 30x120cm 11,8x47,2" | DUVAR, YER, DIŞ CEPHE WALL, FLOOR, FAÇADE CLADDING | V2 | F. LAP Mohs: 5 | 5,5 | 6,5 |
| 60x120cm 23,6x47,2" | DUVAR, YER, DIŞ CEPHE WALL, FLOOR, FAÇADE CLADDING | V2 | F. LAP Mohs: 5 | 11,2 | 6,5 |

KUTU / BOX

| ADET (ad/kutu) PIECES (pcs/box) | AĞIRLIK (kg/kutu) WEIGHT (kg/box) | MİKTAR (m ² /kutu) QUANTITY (sqm/box) |
|--|--|---|
| 5 | 27,5 | 1,8 |
| 3 | 33,6 | 2,16 |

PALET / PALLET

| EBAT SIZE | KUTU BOXES (boxes/plt) | BRÜT AĞIRLIK GROSS WEIGHT (kg/plt) | MİKTAR (m ² /pal) QUANTITY (sqm/plt) |
|--------------------------|------------------------------|--|--|
| 85x121cm 33,46x47,63" | 42 | 1197 | 75,6 |
| 85x121cm 33,46x47,6" | 32 | 1112,5 | 69,12 |

IMPERIAL

KARO / TILE

| EBAT SIZE | KULLANIM ALANLARI AREAS OF USE | GÖRÜNÜM DERECESİ VISION DEGREE | YÜZEY ÖZELLİĞİ SURFACE | AĞIRLIK WEIGHT kg | KALINLIK THICKNESS mm |
|------------------------|---|---|------------------------------|-------------------------|-----------------------------|
| 30x120cm 11,8x47,2" | DUVAR, YER, DIŞ CEPHE WALL, FLOOR, FAÇADE CLADDING | V2 | F. LAP Mohs: 5 | 7 | 9 |
| 60x120cm 23,6x47,2" | DUVAR, YER, DIŞ CEPHE WALL, FLOOR, FAÇADE CLADDING | V2 | F. LAP Mohs: 5 | 14,2 | 9 |

KUTU / BOX

| ADET (ad/kutu) PIECES (pcs/box) | AĞIRLIK (kg/kutu) WEIGHT (kg/box) | MİKTAR (m ² /kutu) QUANTITY (sqm/box) |
|--|--|---|
| 4 | 28 | 1,44 |
| 2 | 28,5 | 1,44 |

PALET / PALLET

| EBAT SIZE | KUTU BOXES (boxes/plt) | BRÜT AĞIRLIK GROSS WEIGHT (kg/plt) | MİKTAR (m ² /pal) QUANTITY (sqm/plt) |
|-------------------------|------------------------------|--|--|
| 85x121cm 33,46x47,6" | 40 | 1184,5 | 57,60 |
| 85x121cm 33,46x47,6" | 35 | 1048,5 | 50,40 |

LAGUNA ALASKA

KARO / TILE

| EBAT SIZE | KULLANIM ALANLARI AREAS OF USE | GÖRÜNÜM DERECESİ VISION DEGREE | YÜZEY ÖZELLİĞİ SURFACE | AĞIRLIK WEIGHT kg | KALINLIK THICKNESS mm |
|------------------------|---|---|------------------------------|-------------------------|-----------------------------|
| 30x120cm 11,8x47,2" | DUVAR, YER, DIŞ CEPHE WALL, FLOOR, FAÇADE CLADDING | V2 | MATT | 5,5 | 6,5 |

KUTU / BOX

| ADET (ad/kutu) PIECES (pcs/box) | AĞIRLIK (kg/kutu) WEIGHT (kg/box) | MİKTAR (m ² /kutu) QUANTITY (sqm/box) |
|--|--|---|
| 5 | 27,5 | 1,8 |

PALET / PALLET

| EBAT SIZE | KUTU BOXES (boxes/plt) | BRÜT AĞIRLIK GROSS WEIGHT (kg/plt) | MİKTAR (m ² /pal) QUANTITY (sqm/plt) |
|-------------------------|------------------------------|--|--|
| 85x121cm 33,46x47,6" | 42 | 1197 | 75,6 |

LIENZO

KARO / TILE

| EBAT SIZE | KULLANIM ALANLARI AREAS OF USE | GÖRÜNÜM DERECESİ VISION DEGREE | YÜZEY ÖZELLİĞİ SURFACE | AĞIRLIK WEIGHT kg | KALINLIK THICKNESS mm |
|------------------------|---|---|------------------------------|-------------------------|-----------------------------|
| 30x120cm 11,8x47,2" | DUVAR, YER, DIŞ CEPHE WALL, FLOOR, FAÇADE CLADDING | V2 | F. LAP Mohs: 5 | 7 | 9 |
| 60x120cm 23,6x47,2" | DUVAR, YER, DIŞ CEPHE WALL, FLOOR, FAÇADE CLADDING | V2 | F. LAP Mohs: 5 | 14,2 | 9 |

KUTU / BOX

| ADET (ad/kutu) PIECES (pcs/box) | AĞIRLIK (kg/kutu) WEIGHT (kg/box) | MİKTAR (m ² /kutu) QUANTITY (sqm/box) |
|--|--|---|
| 4 | 28 | 1,44 |
| 2 | 28,5 | 1,44 |

PALET / PALLET

| EBAT SIZE | KUTU BOXES (boxes/plt) | BRÜT AĞIRLIK GROSS WEIGHT (kg/plt) | MİKTAR (m ² /pal) QUANTITY (sqm/plt) |
|--------------------------|------------------------------|--|--|
| 85x121cm 33,46x47,63" | 40 | 1184,5 | 57,60 |
| 85x121cm 33,46x47,6" | 35 | 1048,5 | 50,40 |

LUNA

KARO / TILE

| EBAT SIZE | KULLANIM ALANLARI AREAS OF USE | GÖRÜNÜM DERECESİ VISION DEGREE | YÜZEY ÖZELLİĞİ SURFACE | AĞIRLIK WEIGHT kg | KALINLIK THICKNESS mm |
|------------------------|---|---|------------------------------|-------------------------|-----------------------------|
| 30x60cm 11,8x23,6" | DUVAR, YER, DIŞ CEPHE WALL, FLOOR, FAÇADE CLADDING | V2 | MATT LAP Mohs: 5 | 3,5 | 8,5 |
| 60x60cm 23,6x23,6" | DUVAR, YER, DIŞ CEPHE WALL, FLOOR, FAÇADE CLADDING | V2 | MATT LAP Mohs: 5 | 7 | 8,5 |
| 80x80cm 32x32" | DUVAR, YER, DIŞ CEPHE WALL, FLOOR, FAÇADE CLADDING | V2 | MATT | 30 | 20 |
| 30x120cm 11,8x47,2" | DUVAR, YER, DIŞ CEPHE WALL, FLOOR, FAÇADE CLADDING | V2 | MATT LAP Mohs: 5 | 7 | 9 |
| 60x120cm 23,6x47,2" | DUVAR, YER, DIŞ CEPHE WALL, FLOOR, FAÇADE CLADDING | V2 | MATT LAP Mohs: 5 | 14,2 | 9 |
| 60x60cm 23,6x23,6" | DUVAR, YER, DIŞ CEPHE WALL, FLOOR, FAÇADE CLADDING | V2 | MATT | 15,6 | 20 |
| 30x120cm 11,8x47,2" | DUVAR, YER, DIŞ CEPHE WALL, FLOOR, FAÇADE CLADDING | V2 | MATT | 17 | 20 |
| 60x120cm 23,6x47,2" | DUVAR, YER, DIŞ CEPHE WALL, FLOOR, FAÇADE CLADDING | V2 | MATT | 32,5 | 20 |
| 60x60cm 23,6x23,6" | DUVAR, YER, DIŞ CEPHE WALL, FLOOR, FAÇADE CLADDING | V2 | MATT | 23 | 30 |

KUTU / BOX

| ADET (ad/kutu) PIECES (pcs/box) | AĞIRLIK (kg/kutu) WEIGHT (kg/box) | MİKTAR (m ² /kutu) QUANTITY (sqm/box) |
|--|--|---|
| 8 | 28 | 1,44 |
| 4 | 28 | 1,44 |
| 1 | 30 | 0,64 |
| 4 | 28 | 1,44 |
| 2 | 28,5 | 1,44 |
| 2 | 31,2 | 0,72 |
| 2 | 34 | 0,72 |
| 2 | 65 | 1,44 |
| 1 | 23 | 0,36 |

PALET / PALLET

| EBAT SIZE | KUTU BOXES (boxes/plt) | BRÜT AĞIRLIK GROSS WEIGHT (kg/plt) | MİKTAR (m ² /pal) QUANTITY (sqm/plt) |
|--------------------------|------------------------------|--|--|
| 80x117cm 31,5x46" | 32 | 924 | 46,08 |
| 80x121cm 31,49x47,69" | 32 | 939 | 46,08 |
| 81x110cm 31,89x43,31" | 36 | 1100 | 23,04 |
| 85x121cm 33,46x47,6" | 40 | 1184,5 | 57,60 |
| 85x121cm 33,46x47,6" | 35 | 1048,5 | 50,40 |
| 80x121cm 31,49x47,69" | 32 | 1064,5 | 23,04 |
| 80x121cm 31,5x47,6" | 32 | 1112 | 23,04 |
| 80x121cm 31,5x47,6" | 16 | 1028 | 23,04 |
| 85x130cm 33,46x51,18" | 48 | 1151,5 | 17,28 |

MARFIL ROSSO

KARO / TILE

| EBAT SIZE | KULLANIM ALANLARI AREAS OF USE | GÖRÜNÜM DERECESİ VISION DEGREE | YÜZEY ÖZELLİĞİ SURFACE | AĞIRLIK WEIGHT kg | KALINLIK THICKNESS mm |
|-------------------------|---|---|------------------------------|-------------------------|-----------------------------|
| 30x120cm 11,8x47,2" | DUVAR, YER, DIŞ CEPHE WALL, FLOOR, FAÇADE CLADDING | V2 | F. LAP Mohs: 5 | 7 | 9 |
| 60x120cm 23,6x47,2" | DUVAR, YER, DIŞ CEPHE WALL, FLOOR, FAÇADE CLADDING | V2 | F. LAP Mohs: 5 | 14,2 | 9 |
| 120x120cm 47,2x47,2" | DUVAR, YER, DIŞ CEPHE WALL, FLOOR, FAÇADE CLADDING | V2 | F. LAP Mohs: 5 | 36 | 8 |

KUTU / BOX

| ADET (ad/kutu) PIECES (pcs/box) | AĞIRLIK (kg/kutu) WEIGHT (kg/box) | MİKTAR (m ² /kutu) QUANTITY (sqm/box) |
|--|--|---|
| 4 | 28 | 1,44 |
| 2 | 28,5 | 1,44 |
| 2 | 71,70 | 2,88 |

PALET / PALLET

| EBAT SIZE | KUTU BOXES (boxes/plt) | BRÜT AĞIRLIK GROSS WEIGHT (kg/plt) | MİKTAR (m ² /pal) QUANTITY (sqm/plt) |
|-------------------------|------------------------------|--|--|
| 85x121cm 33,46x47,6" | 40 | 1184,5 | 57,60 |
| 85x121cm 33,46x47,6" | 35 | 1184,5 | 50,40 |
| 123x123cm 48,4x48,4" | 14 | 1004 | 40,32 |

MARINE

KARO / TILE

| EBAT SIZE | KULLANIM ALANLARI AREAS OF USE | GÖRÜNÜM DERECESİ VISION DEGREE | YÜZEY ÖZELLİĞİ SURFACE | AĞIRLIK WEIGHT kg | KALINLIK THICKNESS mm |
|------------------------|---|---|------------------------------|-------------------------|-----------------------------|
| 30x120cm 11,8x47,2" | DUVAR, YER, DIŞ CEPHE WALL, FLOOR, FAÇADE CLADDING | V2 | MATT | 5,5 | 6,5 |

KUTU / BOX

| ADET (ad/kutu) PIECES (pcs/box) | AĞIRLIK (kg/kutu) WEIGHT (kg/box) | MİKTAR (m ² /kutu) QUANTITY (sqm/box) |
|--|--|---|
| 5 | 27,5 | 1,8 |

PALET / PALLET

| EBAT SIZE | KUTU BOXES (boxes/plt) | BRÜT AĞIRLIK GROSS WEIGHT (kg/plt) | MİKTAR (m ² /pal) QUANTITY (sqm/plt) |
|-------------------------|------------------------------|--|--|
| 85x121cm 33,46x47,6" | 42 | 1197 | 75,6 |

MARJINAL

KARO / TILE

| EBAT SIZE | KULLANIM ALANLARI AREAS OF USE | GÖRÜNÜM DERECESİ VISION DEGREE | YÜZEY ÖZELLİĞİ SURFACE | AĞIRLIK WEIGHT kg | KALINLIK THICKNESS mm |
|------------------------|---|---|------------------------------|-------------------------|-----------------------------|
| 30x60cm 11,8x23,6" | DUVAR, YER, DIŞ CEPHE WALL, FLOOR, FAÇADE CLADDING | V1 | MATT F. LAP Mohs: 5 | 3,5 | 8,5 |
| 60x60cm 23,6x23,6" | DUVAR, YER, DIŞ CEPHE WALL, FLOOR, FAÇADE CLADDING | V1 | MATT F. LAP Mohs: 5 | 7 | 8,5 |
| 30x120cm 11,8x47,2" | DUVAR, YER, DIŞ CEPHE WALL, FLOOR, FAÇADE CLADDING | V1 | F. LAP | 7 | 9 |
| 60x120cm 23,6x47,2" | DUVAR, YER, DIŞ CEPHE WALL, FLOOR, FAÇADE CLADDING | V1 | F. LAP | 14,2 | 9 |
| 40x80cm 16x31,5" | DUVAR, YER, DIŞ CEPHE WALL, FLOOR, FAÇADE CLADDING | V1 | F. LAP | 6,825 | 9,5 |
| 80x80cm 31,5x31,5" | DUVAR, YER, DIŞ CEPHE WALL, FLOOR, FAÇADE CLADDING | V1 | F. LAP | 13,76 | 9,5 |

KUTU / BOX

| ADET (ad/kutu) PIECES (pcs/box) | AĞIRLIK (kg/kutu) WEIGHT (kg/box) | MİKTAR (m ² /kutu) QUANTITY (sqm/box) |
|--|--|---|
| 8 | 28 | 1,44 |
| 4 | 28 | 1,44 |
| 4 | 28 | 1,44 |
| 2 | 28,5 | 1,44 |
| 4 | 27,3 | 1,27 |
| 2 | 27,52 | 1,28 |

PALET / PALLET

| EBAT SIZE | KUTU BOXES (boxes/plt) | BRÜT AĞIRLIK GROSS WEIGHT (kg/plt) | MİKTAR (m ² /pal) QUANTITY (sqm/plt) |
|--------------------------|------------------------------|--|--|
| 80x117cm 31,5x46" | 32 | 924 | 46,08 |
| 80x121cm 31,49x47,69" | 32 | 939 | 46,08 |
| 85x121cm 33,46x47,6" | 40 | 1184,5 | 57,60 |
| 85x121cm 33,46x47,6" | 35 | 1048,5 | 50,40 |
| 80x120cm 31,5x47" | 20 | 635 | 25,4 |
| 80x120cm 31,5x47" | 40 | 1275 | 51,2 |

MARMI STATUARIO

KARO / TILE

| EBAT SIZE | KULLANIM ALANLARI AREAS OF USE | GÖRÜNÜM DERECESİ VISION DEGREE | YÜZEY ÖZELLİĞİ SURFACE | AĞIRLIK WEIGHT kg | KALINLIK THICKNESS mm |
|-------------------------|---|---|------------------------------|-------------------------|-----------------------------|
| 120x180cm 47,2x70,9" | DUVAR, YER, DIŞ CEPHE WALL, FLOOR, FAÇADE CLADDING | V3 | F. LAP Mohs: 5 | 42 | 8 |
| 30x120cm 11,8x47,24" | DUVAR, YER, DIŞ CEPHE WALL, FLOOR, FAÇADE CLADDING | V3 | F. LAP Mohs: 5 | 7 | 9 |
| 60x120cm 23,6x47,2" | DUVAR, YER, DIŞ CEPHE WALL, FLOOR, FAÇADE CLADDING | V3 | F. LAP Mohs: 5 | 14,2 | 9 |
| 30x60cm 11,8x23,6" | DUVAR, YER, DIŞ CEPHE WALL, FLOOR, FAÇADE CLADDING | V3 | F. LAP | 3,5 | 8,5 |
| 60x60cm 23,6x23,6" | DUVAR, YER, DIŞ CEPHE WALL, FLOOR, FAÇADE CLADDING | V3 | F. LAP | 7 | 8,5 |
| 80x80cm 31,5x31,5" | DUVAR, YER, DIŞ CEPHE WALL, FLOOR, FAÇADE CLADDING | V3 | F. LAP | 13,76 | 9,5 |
| 60x120cm 23,6x47,2" | DUVAR, YER, DIŞ CEPHE WALL, FLOOR, FAÇADE CLADDING | V3 | F. LAP | 11,2 | 6,5 |
| 30x120cm 11,8x47,2" | DUVAR, YER, DIŞ CEPHE WALL, FLOOR, FAÇADE CLADDING | V3 | F. LAP | 5,5 | 6,5 |

KUTU / BOX

| ADET (ad/kutu) PIECES (pcs/box) | AĞIRLIK (kg/kutu) WEIGHT (kg/box) | MİKTAR (m ² /kutu) QUANTITY (sqm/box) |
|--|--|---|
| 1 | 42 | 2,13 |
| 4 | 28 | 1,44 |
| 2 | 28,5 | 1,44 |
| 8 | 28 | 1,44 |
| 4 | 28 | 1,44 |
| 2 | 27,52 | 1,28 |
| 3 | 33,6 | 2,16 |
| 5 | 27,5 | 1,8 |

PALET / PALLET

| EBAT SIZE | KUTU BOXES (boxes/plt) | BRÜT AĞIRLIK GROSS WEIGHT (kg/plt) | MİKTAR (m ² /pal) QUANTITY (sqm/plt) |
|--------------------------|------------------------------|--|--|
| 140x200cm 56x80" | 21 | 942 | 44,79 |
| 85x121cm 33,46x47,6" | 40 | 1184,5 | 57,6 |
| 85x121cm 33,46x47,6" | 35 | 1048,5 | 50,4 |
| 80x117cm 31,5x46" | 32 | 924 | 46,08 |
| 80x121cm 31,49x47,69" | 32 | 939 | 46,08 |
| 80x120cm 31,5x47" | 40 | 1275 | 51,2 |
| 85x121cm 33,46x47,6" | 32 | 1112,5 | 69,12 |
| 85x121cm 33,46x47,6" | 42 | 1197 | 75,6 |

MELLOW GOLD

KARO / TILE

| EBAT SIZE | KULLANIM ALANLARI AREAS OF USE | GÖRÜNÜM DERECESİ VISION DEGREE | YÜZEY ÖZELLİĞİ SURFACE | AĞIRLIK WEIGHT kg | KALINLIK THICKNESS mm |
|------------------------|---|---|------------------------------|-------------------------|-----------------------------|
| 60x120cm 23,6x47,2" | DUVAR, YER, DIŞ CEPHE WALL, FLOOR, FAÇADE CLADDING | V3 | F. LAP Mohs: 5 | 14,2 | 9 |

KUTU / BOX

| ADET (ad/kutu) PIECES (pcs/box) | AĞIRLIK (kg/kutu) WEIGHT (kg/box) | MİKTAR (m ² /kutu) QUANTITY (sqm/box) |
|--|--|---|
| 2 | 28,5 | 1,44 |

PALET / PALLET

| EBAT SIZE | KUTU BOXES (boxes/plt) | BRÜT AĞIRLIK GROSS WEIGHT (kg/plt) | MİKTAR (m ² /pal) QUANTITY (sqm/plt) |
|-------------------------|------------------------------|--|--|
| 85x121cm 33,46x47,6" | 35 | 1048,5 | 50,40 |

MOOD

KARO / TILE

| EBAT SIZE | KULLANIM ALANLARI AREAS OF USE | GÖRÜNÜM DERECESİ VISION DEGREE | YÜZEY ÖZELLİĞİ SURFACE | AĞIRLIK WEIGHT kg | KALINLIK THICKNESS mm |
|-------------------------|---|---|------------------------------|-------------------------|-----------------------------|
| 30x60cm 11,8x23,6" | DUVAR, YER, DIŞ CEPHE WALL, FLOOR, FAÇADE CLADDING | V3 | F. LAP Mohs: 5 | 3,5 | 8,5 |
| 60x60cm 23,6x23,6" | DUVAR, YER, DIŞ CEPHE WALL, FLOOR, FAÇADE CLADDING | V3 | F. LAP Mohs: 5 | 7 | 8,5 |
| 30x120cm 11,8x47,2" | DUVAR, YER, DIŞ CEPHE WALL, FLOOR, FAÇADE CLADDING | V3 | F. LAP Mohs: 5 | 7 | 9 |
| 60x120cm 23,6x47,2" | DUVAR, YER, DIŞ CEPHE WALL, FLOOR, FAÇADE CLADDING | V3 | F. LAP Mohs: 5 | 14,2 | 9 |
| 100x100cm 39,3x39,3" | DUVAR, YER, DIŞ CEPHE WALL, FLOOR, FAÇADE CLADDING | V3 | F. LAP Mohs: 5 | 24 | 8 |

KUTU / BOX

| ADET (ad/kutu) PIECES (pcs/box) | AĞIRLIK (kg/kutu) WEIGHT (kg/box) | MİKTAR (m ² /kutu) QUANTITY (sqm/box) |
|--|--|---|
| 8 | 28 | 1,44 |
| 4 | 28 | 1,44 |
| 4 | 28 | 1,44 |
| 2 | 28,5 | 1,44 |
| 2 | 48,2 | 2 |

PALET / PALLET

| EBAT SIZE | KUTU BOXES (boxes/plt) | BRÜT AĞIRLIK GROSS WEIGHT (kg/plt) | MİKTAR (m ² /pal) QUANTITY (sqm/plt) |
|---------------------------|------------------------------|--|--|
| 80x117cm 31,5x46" | 32 | 924 | 46,08 |
| 80x121cm 31,49x47,69" | 32 | 939 | 46,08 |
| 85x121cm 33,46x47,6" | 40 | 1184,5 | 57,60 |
| 85x121cm 33,46x47,6" | 35 | 1048,5 | 50,40 |
| 103x103cm 40,55x40,55" | 24 | 1157 | 48 |

NORDIC

KARO / TILE

| EBAT SIZE | KULLANIM ALANLARI AREAS OF USE | GÖRÜNÜM DERECESİ VISION DEGREE | YÜZEY ÖZELLİĞİ SURFACE | AĞIRLIK WEIGHT kg | KALINLIK THICKNESS mm |
|------------------------|---|---|------------------------------|-------------------------|-----------------------------|
| 30x120cm 11,8x47,2" | DUVAR, YER, DIŞ CEPHE WALL, FLOOR, FAÇADE CLADDING | V2 | F. LAP Mohs: 5 | 7 | 9 |
| 60x120cm 23,6x47,2" | DUVAR, YER, DIŞ CEPHE WALL, FLOOR, FAÇADE CLADDING | V2 | F. LAP Mohs: 5 | 14,2 | 9 |

KUTU / BOX

| ADET (ad/kutu) PIECES (pcs/box) | AĞIRLIK (kg/kutu) WEIGHT (kg/box) | MİKTAR (m ² /kutu) QUANTITY (sqm/box) |
|--|--|---|
| 4 | 28 | 1,44 |
| 2 | 28,5 | 1,44 |

PALET / PALLET

| EBAT SIZE | KUTU BOXES (boxes/plt) | BRÜT AĞIRLIK GROSS WEIGHT (kg/plt) | MİKTAR (m ² /pal) QUANTITY (sqm/plt) |
|-------------------------|------------------------------|--|--|
| 85x121cm 33,46x47,6" | 40 | 1184,5 | 57,6 |
| 85x121cm 33,46x47,6" | 35 | 1048,5 | 50,4 |

OLDWOOD

KARO / TILE

| EBAT SIZE | KULLANIM ALANLARI AREAS OF USE | GÖRÜNÜM DERECESİ VISION DEGREE | YÜZEY ÖZELLİĞİ SURFACE | AĞIRLIK WEIGHT kg | KALINLIK THICKNESS mm |
|------------------------|---|---|------------------------------|-------------------------|-----------------------------|
| 30x120cm 11,8x47,2" | DUVAR, YER, DIŞ CEPHE WALL, FLOOR, FAÇADE CLADDING | V3 | MATT | 7 | 9 |

KUTU / BOX

| ADET (ad/kutu) PIECES (pcs/box) | AĞIRLIK (kg/kutu) WEIGHT (kg/box) | MİKTAR (m ² /kutu) QUANTITY (sqm/box) |
|--|--|---|
| 4 | 28 | 1,44 |

PALET / PALLET

| EBAT SIZE | KUTU BOXES (boxes/plt) | BRÜT AĞIRLIK GROSS WEIGHT (kg/plt) | MİKTAR (m ² /pal) QUANTITY (sqm/plt) |
|-------------------------|------------------------------|--|--|
| 85x121cm 33,46x47,6" | 40 | 1184,5 | 57,60 |

PALLISANDRO

KARO / TILE

| EBAT SIZE | KULLANIM ALANLARI AREAS OF USE | GÖRÜNÜM DERECESİ VISION DEGREE | YÜZEY ÖZELLİĞİ SURFACE | AĞIRLIK WEIGHT kg | KALINLIK THICKNESS mm |
|-------------------------|---|---|------------------------------|-------------------------|-----------------------------|
| 120x120cm 47,2x47,2" | DUVAR, YER, DIŞ CEPHE WALL, FLOOR, FAÇADE CLADDING | V3 | F. LAP Mohs: 5 | 36 | 8 |

KUTU / BOX

| ADET (ad/kutu) PIECES (pcs/box) | AĞIRLIK (kg/kutu) WEIGHT (kg/box) | MİKTAR (m ² /kutu) QUANTITY (sqm/box) |
|--|--|---|
| 2 | 71,70 | 2,88 |

PALET / PALLET

| EBAT SIZE | KUTU BOXES (boxes/plt) | BRÜT AĞIRLIK GROSS WEIGHT (kg/plt) | MİKTAR (m ² /pal) QUANTITY (sqm/plt) |
|-------------------------|------------------------------|--|--|
| 123x123cm 48,4x48,4" | 14 | 1004 | 40,32 |

PAONAZZO

KARO / TILE

| EBAT SIZE | KULLANIM ALANLARI AREAS OF USE | GÖRÜNÜM DERECESİ VISION DEGREE | YÜZEY ÖZELLİĞİ SURFACE | AĞIRLIK WEIGHT kg | KALINLIK THICKNESS mm |
|-------------------------|---|---|------------------------------|-------------------------|-----------------------------|
| 30x120cm 11,8x47,2" | DUVAR, YER, DIŞ CEPHE WALL, FLOOR, FAÇADE CLADDING | V3 | F. LAP S. LAP Mohs: 5 | 7 | 9 |
| 60x120cm 23,6x47,2" | DUVAR, YER, DIŞ CEPHE WALL, FLOOR, FAÇADE CLADDING | V3 | F. LAP S. LAP Mohs: 5 | 14,2 | 9 |
| 120x120cm 47,2x47,2" | DUVAR, YER, DIŞ CEPHE WALL, FLOOR, FAÇADE CLADDING | V3 | F. LAP Mohs: 5 | 36 | 8 |

KUTU / BOX

| ADET (ad/kutu) PIECES (pcs/box) | AĞIRLIK (kg/kutu) WEIGHT (kg/box) | MİKTAR (m ² /kutu) QUANTITY (sqm/box) |
|--|--|---|
| 4 | 28 | 1,44 |
| 2 | 28,5 | 1,44 |
| 2 | 71,70 | 2,88 |

PALET / PALLET

| EBAT SIZE | KUTU BOXES (boxes/plt) | BRÜT AĞIRLIK GROSS WEIGHT (kg/plt) | MİKTAR (m ² /pal) QUANTITY (sqm/plt) |
|-------------------------|------------------------------|--|--|
| 85x121cm 33,46x47,6" | 40 | 1184,5 | 57,60 |
| 85x121cm 33,46x47,6" | 35 | 1048,5 | 50,40 |
| 123x123cm 48,4x48,4" | 14 | 1004 | 40,32 |

PEARL

KARO / TILE

| EBAT SIZE | KULLANIM ALANLARI AREAS OF USE | GÖRÜNÜM DERECESİ VISION DEGREE | YÜZEY ÖZELLİĞİ SURFACE | AĞIRLIK WEIGHT kg | KALINLIK THICKNESS mm |
|------------------------|---|---|------------------------------|-------------------------|-----------------------------|
| 30x120cm 11,8x47,2" | DUVAR, YER, DIŞ CEPHE WALL, FLOOR, FAÇADE CLADDING | V2 | F. LAP Mohs: 5 | 7 | 9 |
| 60x120cm 23,6x47,2" | DUVAR, YER, DIŞ CEPHE WALL, FLOOR, FAÇADE CLADDING | V2 | F. LAP Mohs: 5 | 14,2 | 9 |

KUTU / BOX

| ADET (ad/kutu) PIECES (pcs/box) | AĞIRLIK (kg/kutu) WEIGHT (kg/box) | MİKTAR (m ² /kutu) QUANTITY (sqm/box) |
|--|--|---|
| 4 | 28 | 1,44 |
| 2 | 28,5 | 1,44 |

PALET / PALLET

| EBAT SIZE | KUTU BOXES (boxes/plt) | BRÜT AĞIRLIK GROSS WEIGHT (kg/plt) | MİKTAR (m ² /pal) QUANTITY (sqm/plt) |
|-------------------------|------------------------------|--|--|
| 85x121cm 33,46x47,6" | 40 | 1184,5 | 57,60 |
| 85x121cm 33,46x47,6" | 35 | 1048,5 | 50,40 |

PIZARRA

KARO / TILE

| EBAT SIZE | KULLANIM ALANLARI AREAS OF USE | GÖRÜNÜM DERECESİ VISION DEGREE | YÜZEY ÖZELLİĞİ SURFACE | AĞIRLIK WEIGHT kg | KALINLIK THICKNESS mm |
|------------------------|---|---|------------------------------|-------------------------|-----------------------------|
| 30x120cm 11,8x47,2" | DUVAR, YER, DIŞ CEPHE WALL, FLOOR, FAÇADE CLADDING | V3 | F. LAP Mohs: 5 | 7 | 9 |
| 60x120cm 23,6x47,2" | DUVAR, YER, DIŞ CEPHE WALL, FLOOR, FAÇADE CLADDING | V3 | F. LAP Mohs: 5 | 14,2 | 9 |

KUTU / BOX

| ADET (ad/kutu) PIECES (pcs/box) | AĞIRLIK (kg/kutu) WEIGHT (kg/box) | MİKTAR (m ² /kutu) QUANTITY (sqm/box) |
|--|--|---|
| 4 | 28 | 1,44 |
| 2 | 28,5 | 1,44 |

PALET / PALLET

| EBAT SIZE | KUTU BOXES (boxes/plt) | BRÜT AĞIRLIK GROSS WEIGHT (kg/plt) | MİKTAR (m ² /pal) QUANTITY (sqm/plt) |
|-------------------------|------------------------------|--|--|
| 85x121cm 33,46x47,6" | 40 | 1184,5 | 57,60 |
| 85x121cm 33,46x47,6" | 35 | 1048,5 | 50,40 |

PULPIS

KARO / TILE

| EBAT SIZE | KULLANIM ALANLARI AREAS OF USE | GÖRÜNÜM DERECESİ VISION DEGREE | YÜZEY ÖZELLİĞİ SURFACE | AĞIRLIK WEIGHT kg | KALINLIK THICKNESS mm |
|-------------------------|---|---|------------------------------|-------------------------|-----------------------------|
| 30x60cm 11,8x23,6" | DUVAR, YER, DIŞ CEPHE WALL, FLOOR, FAÇADE CLADDING | V3 | F. LAP Mohs: 5 MATT | 3,5 | 8,5 |
| 60x60cm 23,6x23,6" | DUVAR, YER, DIŞ CEPHE WALL, FLOOR, FAÇADE CLADDING | V3 | F. LAP Mohs: 5 MATT | 7 | 8,5 |
| 30x120cm 11,8x47,2" | DUVAR, YER, DIŞ CEPHE WALL, FLOOR, FAÇADE CLADDING | V3 | F. LAP Mohs: 5 | 7 | 9 |
| 60x120cm 23,6x47,2" | DUVAR, YER, DIŞ CEPHE WALL, FLOOR, FAÇADE CLADDING | V3 | F. LAP Mohs: 5 MATT | 14,2 | 9 |
| 100x100cm 39,3x39,3" | DUVAR, YER, DIŞ CEPHE WALL, FLOOR, FAÇADE CLADDING | V3 | F. LAP Mohs: 5 | 24 | 8 |

KUTU / BOX

| ADET (ad/kutu) PIECES (pcs/box) | AĞIRLIK (kg/kutu) WEIGHT (kg/box) | MİKTAR (m ² /kutu) QUANTITY (sqm/box) |
|--|--|---|
| 8 | 28 | 1,44 |
| 4 | 28 | 1,44 |
| 4 | 28 | 1,44 |
| 2 | 28,5 | 1,44 |
| 2 | 48,2 | 2 |

PALET / PALLET

| EBAT SIZE | KUTU BOXES (boxes/plt) | BRÜT AĞIRLIK GROSS WEIGHT (kg/plt) | MİKTAR (m ² /pal) QUANTITY (sqm/plt) |
|---------------------------|------------------------------|--|--|
| 80x117cm 31,5x46" | 32 | 924 | 46,08 |
| 80x121cm 31,49x47,69" | 32 | 939 | 46,08 |
| 85x121cm 33,46x47,6" | 40 | 1184,5 | 57,60 |
| 85x121cm 33,46x47,6" | 35 | 1048,5 | 50,40 |
| 103x103cm 40,55x40,55" | 24 | 1157 | 48 |

QUA CRYSTAL

KARO / TILE

| EBAT SIZE | KULLANIM ALANLARI AREAS OF USE | GÖRÜNÜM DERECESİ VISION DEGREE | YÜZEY ÖZELLİĞİ SURFACE | AĞIRLIK WEIGHT kg | KALINLIK THICKNESS mm |
|------------------------|---|---|------------------------------|-------------------------|-----------------------------|
| 30x120cm 11,8x47,2" | DUVAR, YER, DIŞ CEPHE WALL, FLOOR, FAÇADE CLADDING | V1 | F. LAP Mohs: 5 | 7 | 9 |
| 60x120cm 23,6x47,2" | DUVAR, YER, DIŞ CEPHE WALL, FLOOR, FAÇADE CLADDING | V1 | F. LAP Mohs: 5 | 14,2 | 9 |

KUTU / BOX

| ADET (ad/kutu) PIECES (pcs/box) | AĞIRLIK (kg/kutu) WEIGHT (kg/box) | MİKTAR (m ² /kutu) QUANTITY (sqm/box) |
|--|--|---|
| 4 | 28 | 1,44 |
| 2 | 28,5 | 1,44 |

PALET / PALLET

| EBAT SIZE | KUTU BOXES (boxes/plt) | BRÜT AĞIRLIK GROSS WEIGHT (kg/plt) | MİKTAR (m ² /plt) QUANTITY (sqm/plt) |
|-------------------------|------------------------------|--|--|
| 85x121cm 33,46x47,6" | 40 | 1184,5 | 57,60 |
| 85x121cm 33,46x47,6" | 35 | 1048,5 | 50,40 |

RAMO MISTO

KARO / TILE

| EBAT SIZE | KULLANIM ALANLARI AREAS OF USE | GÖRÜNÜM DERECESİ VISION DEGREE | YÜZEY ÖZELLİĞİ SURFACE | AĞIRLIK WEIGHT kg | KALINLIK THICKNESS mm |
|------------------------|---|---|------------------------------|-------------------------|-----------------------------|
| 30x60cm 11,8x23,6" | DUVAR, YER, DIŞ CEPHE WALL, FLOOR, FAÇADE CLADDING | V3 | F. LAP Mohs: 5 | 3,5 | 8,5 |
| 60x60cm 23,6x23,6" | DUVAR, YER, DIŞ CEPHE WALL, FLOOR, FAÇADE CLADDING | V3 | F. LAP Mohs: 5 | 7 | 8,5 |
| 30x120cm 11,8x47,2" | DUVAR, YER, DIŞ CEPHE WALL, FLOOR, FAÇADE CLADDING | V3 | F. LAP Mohs: 5 | 7 | 9 |
| 60x120cm 23,6x47,2" | DUVAR, YER, DIŞ CEPHE WALL, FLOOR, FAÇADE CLADDING | V3 | F. LAP Mohs: 5 | 14,2 | 9 |

KUTU / BOX

| ADET (ad/kutu) PIECES (pcs/box) | AĞIRLIK (kg/kutu) WEIGHT (kg/box) | MİKTAR (m ² /kutu) QUANTITY (sqm/box) |
|--|--|---|
| 8 | 28 | 1,44 |
| 4 | 28 | 1,44 |
| 4 | 28 | 1,44 |
| 2 | 28,5 | 1,44 |

PALET / PALLET

| EBAT SIZE | KUTU BOXES (boxes/plt) | BRÜT AĞIRLIK GROSS WEIGHT (kg/plt) | MİKTAR (m ² /plt) QUANTITY (sqm/plt) |
|--------------------------|------------------------------|--|--|
| 80x117cm 31,5x46" | 32 | 924 | 46,08 |
| 80x121cm 31,49x47,69" | 32 | 939 | 46,08 |
| 85x121cm 33,46x47,6" | 40 | 1184,5 | 57,60 |
| 85x121cm 33,46x47,6" | 35 | 1048,5 | 50,40 |

SANTORINI

KARO / TILE

| EBAT SIZE | KULLANIM ALANLARI AREAS OF USE | GÖRÜNÜM DERECESİ VISION DEGREE | YÜZEY ÖZELLİĞİ SURFACE | AĞIRLIK WEIGHT kg | KALINLIK THICKNESS mm |
|------------------------|---|---|------------------------------|-------------------------|-----------------------------|
| 30x120cm 11,8x47,2" | DUVAR, YER, DIŞ CEPHE WALL, FLOOR, FAÇADE CLADDING | V2 | MATT | 5,5 | 6,5 |

KUTU / BOX

| ADET (ad/kutu) PIECES (pcs/box) | AĞIRLIK (kg/kutu) WEIGHT (kg/box) | MİKTAR (m ² /kutu) QUANTITY (sqm/box) |
|--|--|---|
| 5 | 27,5 | 1,8 |

PALET / PALLET

| EBAT SIZE | KUTU BOXES (boxes/plt) | BRÜT AĞIRLIK GROSS WEIGHT (kg/plt) | MİKTAR (m ² /plt) QUANTITY (sqm/plt) |
|-------------------------|------------------------------|--|--|
| 85x121cm 33,46x47,6" | 42 | 1197 | 75,6 |

SOLEIL

KARO / TILE

| EBAT SIZE | KULLANIM ALANLARI AREAS OF USE | GÖRÜNÜM DERECESİ VISION DEGREE | YÜZEY ÖZELLİĞİ SURFACE | AĞIRLIK WEIGHT kg | KALINLIK THICKNESS mm |
|------------------------|---|---|------------------------------|-------------------------|-----------------------------|
| 30x120cm 11,8x47,2" | DUVAR, YER, DIŞ CEPHE WALL, FLOOR, FAÇADE CLADDING | V3 | F. LAP Mohs: 5 | 5,5 | 6,5 |
| 60x120cm 23,6x47,2" | DUVAR, YER, DIŞ CEPHE WALL, FLOOR, FAÇADE CLADDING | V2 | F. LAP Mohs: 5 | 11,2 | 6,5 |

KUTU / BOX

| ADET (ad/kutu) PIECES (pcs/box) | AĞIRLIK (kg/kutu) WEIGHT (kg/box) | MİKTAR (m ² /kutu) QUANTITY (sqm/box) |
|--|--|---|
| 5 | 27,5 | 1,8 |
| 3 | 33,6 | 2,16 |

PALET / PALLET

| EBAT SIZE | KUTU BOXES (boxes/plt) | BRÜT AĞIRLIK GROSS WEIGHT (kg/plt) | MİKTAR (m ² /plt) QUANTITY (sqm/plt) |
|--------------------------|------------------------------|--|--|
| 85x121cm 33,46x47,63" | 42 | 1197 | 75,6 |
| 85x121cm 33,46x47,6" | 32 | 1112,5 | 69,12 |

SOMBRA

KARO / TILE

| EBAT SIZE | KULLANIM ALANLARI AREAS OF USE | GÖRÜNÜM DERECESİ VISION DEGREE | YÜZEY ÖZELLİĞİ SURFACE | AĞIRLIK WEIGHT kg | KALINLIK THICKNESS mm |
|------------------------|---|---|------------------------------|-------------------------|-----------------------------|
| 30x120cm 11,8x47,2" | DUVAR, YER, DIŞ CEPHE WALL, FLOOR, FAÇADE CLADDING | V2 | F. LAP Mohs: 5 | 7 | 9 |
| 60x120cm 23,6x47,2" | DUVAR, YER, DIŞ CEPHE WALL, FLOOR, FAÇADE CLADDING | V2 | F. LAP Mohs: 5 | 14,2 | 9 |

KUTU / BOX

| ADET (ad/kutu) PIECES (pcs/box) | AĞIRLIK (kg/kutu) WEIGHT (kg/box) | MİKTAR (m ² /kutu) QUANTITY (sqm/box) |
|--|--|---|
| 4 | 28 | 1,44 |
| 2 | 28,5 | 1,44 |

PALET / PALLET

| EBAT SIZE | KUTU BOXES (boxes/plt) | BRÜT AĞIRLIK GROSS WEIGHT (kg/plt) | MİKTAR (m ² /plt) QUANTITY (sqm/plt) |
|-------------------------|------------------------------|--|--|
| 85x121cm 33,46x47,6" | 40 | 1184,5 | 57,60 |
| 85x121cm 33,46x47,6" | 35 | 1048,5 | 50,40 |

SIENA

KARO / TILE

| EBAT SIZE | KULLANIM ALANLARI AREAS OF USE | GÖRÜNÜM DERECESİ VISION DEGREE | YÜZEY ÖZELLİĞİ SURFACE | AĞIRLIK WEIGHT kg | KALINLIK THICKNESS mm |
|------------------------|---|---|------------------------------|-------------------------|-----------------------------|
| 30x120cm 11,8x47,2" | DUVAR, YER, DIŞ CEPHE WALL, FLOOR, FAÇADE CLADDING | V2 | GLOSSY | 5,5 | 6,5 |

KUTU / BOX

| ADET (ad/kutu) PIECES (pcs/box) | AĞIRLIK (kg/kutu) WEIGHT (kg/box) | MİKTAR (m ² /kutu) QUANTITY (sqm/box) |
|--|--|---|
| 5 | 27,5 | 1,8 |

PALET / PALLET

| EBAT SIZE | KUTU BOXES (boxes/plt) | BRÜT AĞIRLIK GROSS WEIGHT (kg/plt) | MİKTAR (m ² /plt) QUANTITY (sqm/plt) |
|-------------------------|------------------------------|--|--|
| 85x121cm 33,46x47,6" | 42 | 1197 | 75,6 |

SPACE

KARO / TILE

| EBAT SIZE | KULLANIM ALANLARI AREAS OF USE | GÖRÜNÜM DERECESİ VISION DEGREE | YÜZEY ÖZELLİĞİ SURFACE | AĞIRLIK WEIGHT kg | KALINLIK THICKNESS mm |
|------------------------|---|---|------------------------------|-------------------------|-----------------------------|
| 30x120cm 11,8x47,2" | DUVAR, YER, DIŞ CEPHE WALL, FLOOR, FAÇADE CLADDING | V3 | F. LAP Mohs: 5 | 7 | 9 |
| 60x120cm 23,6x47,2" | DUVAR, YER, DIŞ CEPHE WALL, FLOOR, FAÇADE CLADDING | V3 | F. LAP Mohs: 5 | 14,2 | 9 |
| 30x60cm 11,8x23,6" | DUVAR, YER, DIŞ CEPHE WALL, FLOOR, FAÇADE CLADDING | V3 | F. LAP Mohs: 5 | 3,5 | 8,5 |
| 60x60cm 23,6x23,6" | DUVAR, YER, DIŞ CEPHE WALL, FLOOR, FAÇADE CLADDING | V3 | F. LAP Mohs: 5 | 7 | 8,5 |

KUTU / BOX

| ADET (ad/kutu) PIECES (pcs/box) | AĞIRLIK (kg/kutu) WEIGHT (kg/box) | MİKTAR (m ² /kutu) QUANTITY (sqm/box) |
|--|--|---|
| 4 | 28 | 1,44 |
| 2 | 28,5 | 1,44 |
| 8 | 28 | 1,44 |
| 4 | 28 | 1,44 |

PALET / PALLET

| EBAT SIZE | KUTU BOXES (boxes/plt) | BRÜT AĞIRLIK GROSS WEIGHT (kg/plt) | MİKTAR (m ² /plt) QUANTITY (sqm/plt) |
|--------------------------|------------------------------|--|--|
| 85x121cm 33,46x47,6" | 40 | 1184,5 | 57,60 |
| 85x121cm 33,46x47,6" | 35 | 1048,5 | 50,40 |
| 80x117cm 31,5x46" | 32 | 924 | 46,08 |
| 80x121cm 31,49x47,69" | 32 | 939 | 46,08 |

SPRING

KARO / TILE

| EBAT SIZE | KULLANIM ALANLARI AREAS OF USE | GÖRÜNÜM DERECESİ VISION DEGREE | YÜZEY ÖZELLİĞİ SURFACE | AĞIRLIK WEIGHT kg | KALINLIK THICKNESS mm |
|------------------------|---|---|------------------------------|-------------------------|-----------------------------|
| 30x120cm 11,8x47,2" | DUVAR, YER, DIŞ CEPHE WALL, FLOOR, FAÇADE CLADDING | V3 | F. LAP Mohs: 5 | 7 | 9 |
| 60x120cm 23,6x47,2" | DUVAR, YER, DIŞ CEPHE WALL, FLOOR, FAÇADE CLADDING | V3 | F. LAP Mohs: 5 | 14,2 | 9 |

KUTU / BOX

| ADET (ad/kutu) PIECES (pcs/box) | AĞIRLIK (kg/kutu) WEIGHT (kg/box) | MİKTAR (m ² /kutu) QUANTITY (sqm/box) |
|--|--|---|
| 4 | 28 | 1,44 |
| 2 | 28,5 | 1,44 |

PALET / PALLET

| EBAT SIZE | KUTU BOXES (boxes/plt) | BRÜT AĞIRLIK GROSS WEIGHT (kg/plt) | MİKTAR (m ² /plt) QUANTITY (sqm/plt) |
|-------------------------|------------------------------|--|--|
| 85x121cm 33,46x47,6" | 40 | 1184,5 | 57,60 |
| 85x121cm 33,46x47,6" | 35 | 1048,5 | 50,40 |

STARDUST

KARO / TILE

| EBAT SIZE | KULLANIM ALANLARI AREAS OF USE | GÖRÜNÜM DERECESİ VISION DEGREE | YÜZEY ÖZELLİĞİ SURFACE | AĞIRLIK WEIGHT kg | KALINLIK THICKNESS mm |
|-------------------------|---|---|------------------------------|-------------------------|-----------------------------|
| 120x180cm 39,3x39,3" | DUVAR, YER, DIŞ CEPHE WALL, FLOOR, FAÇADE CLADDING | V3 | F. LAP Mohs: 5 | 42 | 8 |

KUTU / BOX

| ADET (ad/kutu) PIECES (pcs/box) | AĞIRLIK (kg/kutu) WEIGHT (kg/box) | MİKTAR (m ² /kutu) QUANTITY (sqm/box) |
|--|--|---|
| 1 | 42 | 2,13 |

PALET / PALLET

| EBAT SIZE | KUTU BOXES (boxes/plt) | BRÜT AĞIRLIK GROSS WEIGHT (kg/plt) | MİKTAR (m ² /plt) QUANTITY (sqm/plt) |
|---------------------|------------------------------|--|--|
| 140x200cm 55x79" | 21 | 942 | 44,79 |

STATUARIO

KARO / TILE

| EBAT SIZE | KULLANIM ALANLARI AREAS OF USE | GÖRÜNÜM DERECESİ VISION DEGREE | YÜZEY ÖZELLİĞİ SURFACE | AĞIRLIK WEIGHT kg | KALINLIK THICKNESS mm |
|-------------------------|---|---|------------------------------|-------------------------|-----------------------------|
| 30x60cm 11,8x23,6" | DUVAR, YER, DIŞ CEPHE WALL, FLOOR, FAÇADE CLADDING | V3 | MATT | 3,5 | 8,5 |
| 60x60cm 23,6x23,6" | DUVAR, YER, DIŞ CEPHE WALL, FLOOR, FAÇADE CLADDING | V3 | MATT F. LAP | 7 | 8,5 |
| 30x120cm 11,8x47,2" | DUVAR, YER, DIŞ CEPHE WALL, FLOOR, FAÇADE CLADDING | V3 | F. LAP Mohs: 5 | 7 | 9 |
| 60x120cm 23,6x47,2" | DUVAR, YER, DIŞ CEPHE WALL, FLOOR, FAÇADE CLADDING | V3 | MATT F. LAP | 14,2 | 9 |
| 100x100cm 39,3x39,3" | DUVAR, YER, DIŞ CEPHE WALL, FLOOR, FAÇADE CLADDING | V3 | F. LAP Mohs: 5 | 24 | 8 |

KUTU / BOX

| ADET (ad/kutu) PIECES (pcs/box) | AĞIRLIK (kg/kutu) WEIGHT (kg/box) | MİKTAR (m ² /kutu) QUANTITY (sqm/box) |
|--|--|---|
| 8 | 28 | 1,44 |
| 4 | 28 | 1,44 |
| 4 | 28 | 1,44 |
| 2 | 28,5 | 1,44 |
| 2 | 48,2 | 2 |

PALET / PALLET

| EBAT SIZE | KUTU BOXES (boxes/plt) | BRÜT AĞIRLIK GROSS WEIGHT (kg/plt) | MİKTAR (m ² /pal) QUANTITY (sqm/plt) |
|--------------------------|------------------------------|--|--|
| 80x120cm 31,5x46" | 32 | 924 | 46,08 |
| 80x121cm 31,49x47,69" | 32 | 939 | 46,08 |
| 85x121cm 33,46x47,6" | 40 | 1184,5 | 57,60 |
| 85x121cm 33,46x47,6" | 35 | 1048,5 | 50,40 |
| 103x103cm 40,5x40,5" | 24 | 1157 | 48 |

SUN ONYX

KARO / TILE

| EBAT SIZE | KULLANIM ALANLARI AREAS OF USE | GÖRÜNÜM DERECESİ VISION DEGREE | YÜZEY ÖZELLİĞİ SURFACE | AĞIRLIK WEIGHT kg | KALINLIK THICKNESS mm |
|------------------------|---|---|------------------------------|-------------------------|-----------------------------|
| 30x120cm 11,8x47,2" | DUVAR, YER, DIŞ CEPHE WALL, FLOOR, FAÇADE CLADDING | V3 | F. LAP Mohs: 5 | 7 | 9 |
| 60x120cm 23,6x47,2" | DUVAR, YER, DIŞ CEPHE WALL, FLOOR, FAÇADE CLADDING | V3 | F. LAP Mohs: 5 | 14,2 | 9 |

KUTU / BOX

| ADET (ad/kutu) PIECES (pcs/box) | AĞIRLIK (kg/kutu) WEIGHT (kg/box) | MİKTAR (m ² /kutu) QUANTITY (sqm/box) |
|--|--|---|
| 4 | 28 | 1,44 |
| 2 | 28,5 | 1,44 |

PALET / PALLET

| EBAT SIZE | KUTU BOXES (boxes/plt) | BRÜT AĞIRLIK GROSS WEIGHT (kg/plt) | MİKTAR (m ² /pal) QUANTITY (sqm/plt) |
|-------------------------|------------------------------|--|--|
| 85x121cm 33,46x47,6" | 40 | 1184,5 | 57,60 |
| 85x121cm 33,46x47,6" | 35 | 1048,5 | 50,40 |

TERRA BIANCA

KARO / TILE

| EBAT SIZE | KULLANIM ALANLARI AREAS OF USE | GÖRÜNÜM DERECESİ VISION DEGREE | YÜZEY ÖZELLİĞİ SURFACE | AĞIRLIK WEIGHT kg | KALINLIK THICKNESS mm |
|-------------------------|---|---|------------------------------|-------------------------|-----------------------------|
| 120x180cm 39,3x39,3" | DUVAR, YER, DIŞ CEPHE WALL, FLOOR, FAÇADE CLADDING | V3 | F. LAP Mohs: 5 | 42 | 8 |
| 30x120cm 11,8x47,2" | DUVAR, YER, DIŞ CEPHE WALL, FLOOR, FAÇADE CLADDING | V3 | F. LAP | 5,5 | 6,5 |
| 60x120cm 23,6x47,2" | DUVAR, YER, DIŞ CEPHE WALL, FLOOR, FAÇADE CLADDING | V3 | F. LAP | 11,2 | 6,5 |

KUTU / BOX

| ADET (ad/kutu) PIECES (pcs/box) | AĞIRLIK (kg/kutu) WEIGHT (kg/box) | MİKTAR (m ² /kutu) QUANTITY (sqm/box) |
|--|--|---|
| 1 | 42 | 2,13 |
| 5 | 27,5 | 1,8 |
| 3 | 33,6 | 2,16 |

PALET / PALLET

| EBAT SIZE | KUTU BOXES (boxes/plt) | BRÜT AĞIRLIK GROSS WEIGHT (kg/plt) | MİKTAR (m ² /pal) QUANTITY (sqm/plt) |
|--------------------------|------------------------------|--|--|
| 140x200cm 55,1x78,74" | 21 | 942 | 44,79 |
| 85x121cm 33,46x47,6" | 42 | 1197 | 75,60 |
| 85x121cm 33,46x47,6" | 32 | 1112,5 | 69,12 |

TIBERWOOD

KARO / TILE

| EBAT SIZE | KULLANIM ALANLARI AREAS OF USE | GÖRÜNÜM DERECESİ VISION DEGREE | YÜZEY ÖZELLİĞİ SURFACE | AĞIRLIK WEIGHT kg | KALINLIK THICKNESS mm |
|------------------------|---|---|------------------------------|-------------------------|-----------------------------|
| 30x120cm 11,8x47,2" | DUVAR, YER, DIŞ CEPHE WALL, FLOOR, FAÇADE CLADDING | V3 | MATT | 7 | 9 |
| 30x120cm 11,8x47,2" | DUVAR, YER, DIŞ CEPHE WALL, FLOOR, FAÇADE CLADDING | V3 | MATT | 17 | 20 |
| 60x120cm 23,6x47,2" | DUVAR, YER, DIŞ CEPHE WALL, FLOOR, FAÇADE CLADDING | V3 | MATT | 32,5 | 20 |

KUTU / BOX

| ADET (ad/kutu) PIECES (pcs/box) | AĞIRLIK (kg/kutu) WEIGHT (kg/box) | MİKTAR (m ² /kutu) QUANTITY (sqm/box) |
|--|--|---|
| 4 | 28 | 1,44 |
| 2 | 34 | 0,72 |
| 2 | 65 | 1,44 |

PALET / PALLET

| EBAT SIZE | KUTU BOXES (boxes/plt) | BRÜT AĞIRLIK GROSS WEIGHT (kg/plt) | MİKTAR (m ² /pal) QUANTITY (sqm/plt) |
|-------------------------|------------------------------|--|--|
| 85x121cm 33,46x47,6" | 40 | 1184,5 | 57,60 |
| 80x121cm 31,5x47,6" | 32 | 1112 | 23,04 |
| 80x121cm 31,5x47,6" | 16 | 1128 | 23,04 |

TRAVERTINE

KARO / TILE

| EBAT SIZE | KULLANIM ALANLARI AREAS OF USE | GÖRÜNÜM DERECESİ VISION DEGREE | YÜZEY ÖZELLİĞİ SURFACE | AĞIRLIK WEIGHT kg | KALINLIK THICKNESS mm |
|-------------------------|---|---|------------------------------|-------------------------|-----------------------------|
| 60x60cm 23,6x23,6" | DUVAR, YER, DIŞ CEPHE WALL, FLOOR, FAÇADE CLADDING | V2 | MATT | 7 | 8,5 |
| 60x60cm 23,6x23,6" | DUVAR, YER, DIŞ CEPHE WALL, FLOOR, FAÇADE CLADDING | V3 | MATT | 15,5 | 20 |
| 45x90cm 17,71x35,43" | DUVAR, YER, DIŞ CEPHE WALL, FLOOR, FAÇADE CLADDING | V2 | MATT | 18,16 | 20 |
| 60x90cm 23,6x35,4" | DUVAR, YER, DIŞ CEPHE WALL, FLOOR, FAÇADE CLADDING | V3 | MATT | 24,5 | 20 |

KUTU / BOX

| ADET (ad/kutu) PIECES (pcs/box) | AĞIRLIK (kg/kutu) WEIGHT (kg/box) | MİKTAR (m ² /kutu) QUANTITY (sqm/box) |
|--|--|---|
| 4 | 28 | 1,44 |
| 2 | 31,2 | 0,72 |
| 2 | 36,32 | 0,81 |
| 2 | 49 | 1,08 |

PALET / PALLET

| EBAT SIZE | KUTU BOXES (boxes/plt) | BRÜT AĞIRLIK GROSS WEIGHT (kg/plt) | MİKTAR (m ² /pal) QUANTITY (sqm/plt) |
|--------------------------|------------------------------|--|--|
| 80x121cm 31,49x47,69" | 32 | 939 | 46,08 |
| 80x121cm 31,49x47,69" | 32 | 1064,5 | 23,04 |
| 95x120cm 37,4x23,8" | 26 | 950 | 21,06 |
| 91x96cm 35,8x37,7" | 20 | - | 21,6 |

VENECIA

KARO / TILE

| EBAT SIZE | KULLANIM ALANLARI AREAS OF USE | GÖRÜNÜM DERECESİ VISION DEGREE | YÜZEY ÖZELLİĞİ SURFACE | AĞIRLIK WEIGHT kg | KALINLIK THICKNESS mm |
|------------------------|---|---|------------------------------|-------------------------|-----------------------------|
| 30x120cm 11,8x47,2" | DUVAR, YER, DIŞ CEPHE WALL, FLOOR, FAÇADE CLADDING | V3 | F. LAP Mohs: 5 | 5,5 | 6,5 |
| 60x120cm 23,6x47,2" | DUVAR, YER, DIŞ CEPHE WALL, FLOOR, FAÇADE CLADDING | V3 | F. LAP Mohs: 5 | 11,2 | 6,5 |

KUTU / BOX

| ADET (ad/kutu) PIECES (pcs/box) | AĞIRLIK (kg/kutu) WEIGHT (kg/box) | MİKTAR (m ² /kutu) QUANTITY (sqm/box) |
|--|--|---|
| 5 | 27,5 | 1,8 |
| 3 | 33,6 | 2,16 |

PALET / PALLET

| EBAT SIZE | KUTU BOXES (boxes/plt) | BRÜT AĞIRLIK GROSS WEIGHT (kg/plt) | MİKTAR (m ² /pal) QUANTITY (sqm/plt) |
|-------------------------|------------------------------|--|--|
| 85x121cm 33,46x47,6" | 42 | 1197 | 75,6 |
| 85x121cm 33,46x47,6" | 32 | 1112,5 | 69,12 |

VENUS

KARO / TILE

| EBAT SIZE | KULLANIM ALANLARI AREAS OF USE | GÖRÜNÜM DERECESİ VISION DEGREE | YÜZEY ÖZELLİĞİ SURFACE | AĞIRLIK WEIGHT kg | KALINLIK THICKNESS mm |
|------------------------|---|---|------------------------------|-------------------------|-----------------------------|
| 30x120cm 11,8x47,2" | DUVAR, YER, DIŞ CEPHE WALL, FLOOR, FAÇADE CLADDING | V3 | F. LAP Mohs: 5 | 7 | 9 |
| 60x120cm 23,6x47,2" | DUVAR, YER, DIŞ CEPHE WALL, FLOOR, FAÇADE CLADDING | V3 | F. LAP Mohs: 5 | 14,2 | 9 |

KUTU / BOX

| ADET (ad/kutu) PIECES (pcs/box) | AĞIRLIK (kg/kutu) WEIGHT (kg/box) | MİKTAR (m ² /kutu) QUANTITY (sqm/box) |
|--|--|---|
| 4 | 28 | 1,44 |
| 2 | 28,5 | 1,44 |

PALET / PALLET

| EBAT SIZE | KUTU BOXES (boxes/plt) | BRÜT AĞIRLIK GROSS WEIGHT (kg/plt) | MİKTAR (m ² /pal) QUANTITY (sqm/plt) |
|-------------------------|------------------------------|--|--|
| 85x121cm 33,46x47,6" | 40 | 1184,5 | 57,60 |
| 85x121cm 33,46x47,6" | 35 | 1048,5 | 50,40 |

VIRGINIA

KARO / TILE

| EBAT SIZE | KULLANIM ALANLARI AREAS OF USE | GÖRÜNÜM DERECESİ VISION DEGREE | YÜZEY ÖZELLİĞİ SURFACE | AĞIRLIK WEIGHT kg | KALINLIK THICKNESS mm |
|-------------------------|---|---|------------------------------|-------------------------|-----------------------------|
| 30x120cm 11,8x47,34" | DUVAR, YER, DIŞ CEPHE WALL, FLOOR, FAÇADE CLADDING | V2 | MATT | 5,5 | 6,5 |

KUTU / BOX

| ADET (ad/kutu) PIECES (pcs/box) | AĞIRLIK (kg/kutu) WEIGHT (kg/box) | MİKTAR (m ² /kutu) QUANTITY (sqm/box) |
|--|--|---|
| 5 | 27,5 | 1,8 |

PALET / PALLET

| EBAT SIZE | KUTU BOXES (boxes/plt) | BRÜT AĞIRLIK GROSS WEIGHT (kg/plt) | MİKTAR (m ² /pal) QUANTITY (sqm/plt) |
|--------------------------|------------------------------|--|--|
| 85x121cm 33,46x47,63" | 42 | 1197 | 75,6 |

WALNUT

KARO / TILE

| EBAT SIZE | KULLANIM ALANLARI AREAS OF USE | GÖRÜNÜM DERECESİ VISION DEGREE | YÜZEY ÖZELLİĞİ SURFACE | AĞIRLIK WEIGHT kg | KALINLIK THICKNESS mm |
|------------------------|---|---|------------------------------|-------------------------|-----------------------------|
| 30x120cm 11,8x47,2" | DUVAR, YER, DIŞ CEPHE WALL, FLOOR, FAÇADE CLADDING | V2 | GLOSSY | 5,5 | 6,5 |

KUTU / BOX

| ADET (ad/kutu) PIECES (pcs/box) | AĞIRLIK (kg/kutu) WEIGHT (kg/box) | MİKTAR (m ² /kutu) QUANTITY (sqm/box) |
|--|--|---|
| 5 | 27,5 | 1,8 |

PALET / PALLET

| EBAT SIZE | KUTU BOXES (boxes/plt) | BRÜT AĞIRLIK GROSS WEIGHT (kg/plt) | MİKTAR (m ² /pal) QUANTITY (sqm/plt) |
|-------------------------|------------------------------|--|--|
| 85x121cm 33,46x47,6" | 42 | 1197 | 75,6 |

WESTERN

KARO / TILE

| EBAT SIZE | KULLANIM ALANLARI AREAS OF USE | GÖRÜNÜM DERECESİ VISION DEGREE | YÜZEY ÖZELLİĞİ SURFACE | AĞIRLIK WEIGHT kg | KALINLIK THICKNESS mm |
|------------------------|---|---|------------------------------|-------------------------|-----------------------------|
| 30x120cm 11,8x47,2" | DUVAR, YER, DIŞ CEPHE WALL, FLOOR, FAÇADE CLADDING | V2 | MATT | 5,5 | 6,5 |

KUTU / BOX

| ADET (ad/kutu) PIECES (pcs/box) | AĞIRLIK (kg/kutu) WEIGHT (kg/box) | MİKTAR (m ² /kutu) QUANTITY (sqm/box) |
|--|--|---|
| 5 | 27,5 | 1,8 |

PALET / PALLET

| EBAT SIZE | KUTU BOXES (boxes/plt) | BRÜT AĞIRLIK GROSS WEIGHT (kg/plt) | MİKTAR (m ² /pal) QUANTITY (sqm/plt) |
|-------------------------|------------------------------|--|--|
| 85x121cm 33,46x47,6" | 42 | 1197 | 75,6 |

SERTİFİKALAR CERTIFICATIONS

TSE ÇİFT YILDIZ

ÇİFT YILDIZ KRİTERİNE UYGUNLUK BELGESİ
TSI CERTIFICATE OF CONFORMITY TO DOUBLE STAR CRITERIA



EN 14411 ANNEX G GROUP B1a

TÜRK STANDARTLARINA UYGUNLUK BELGESİ
TURKISH STANDARD FOR CERAMIC TILES




ISO 9001

KALİTE YÖNETİM SİSTEMLERİ SERTİFİKASI
CERTIFICATE OF QUALITY MANAGEMENT SYSTEMS



OHSAS 18001

İŞ SAĞLIĞI VE GÜVENLİĞİ YÖNETİM SİSTEMLERİ SERTİFİKASI
CERTIFICATE OF OCCUPATIONAL HEALTH AND SAFETY MANAGEMENT SYSTEMS



ISO 14001

ÇEVRE YÖNETİM SİSTEMLERİ SERTİFİKASI
CERTIFICATE OF ENVIRONMENTAL MANAGEMENT SYSTEMS



CE

CE UYGUNLUK BEYANI
DECLARATION OF PERFORMANCE



SEMBOLLER SYMBOLS

| | | | |
|------|---------------------------------|------------------------|-----------------------------------|
| V1 | POLISHED | WHITE BODY | DONA DAYANIM FROST RESISTANCE |
| V2 | MAT MATT | REKTİFİYE RECTIFIED | INKJET |
| V3 | COLOUR BODY | LAPPATO | YER & DUVAR WALL & FLOOR |
| | FULL BODY | FULL LAPPATO | SUGAR EFFECT |
| | PARLAK GLOSSY | | |
| 8 mm | 8 mm KALINLIK 8 mm THICKNESS | 8,5mm | 8,5mm KALINLIK 8,5mm THICKNESS |
| | | 9mm | 9mm KALINLIK 9mm THICKNESS |
| | | 20mm | 20mm KALINLIK 20mm THICKNESS |
| | | 30mm | 30mm KALINLIK 30mm THICKNESS |

DÖŞEMEDEN ÖNCE:

BEFORE LAYING ON THE TILES:

SERAMİK KAROLARI SİPARİŞ EDERKEN KULLANIM ALANLARINI BELİRTİNİZ.

WHEN ORDERING CERAMIC TILES SPECIFY THE AREAS OF USE.

SERAMİK KAROLARI DÖŞEMEDEN ÖNCE LÜTFEN TON NUMARALARININ AYNI MEKANLAR İÇİN AYNI OLMASINA DİKKAT EDİNİZ; DÖŞENDİKTEN SONRA SORUMLULUK KABUL EDİLMEMEKTEDİR.

BEFORE TILE SETTING, VERIFY THE TONALITY NUMBERS, AFTER TILE SETTING. CLAIMS REGARDING THESE INDICATIONS CANNOT BE ACCEPTED.

QUA GRANİTE'NİN ÜRÜNLER VE TEKNİK DETAYLARINDA DEĞİŞİKLİK YAPMA HAKKI SAKLIDIR.

THE RIGHT TO CHANGE THE PRODUCTS AND TECHNICAL SPECIFICATIONS IS RESERVED BY QUA GRANITE.

PORSELEN KARO YÜZEYİ KAYMA DİRENCİ VE UYGUN KULLANIM ALANLARI

DIN 51130, DIN 51097 YE UYGUN ANTI-SLIP ÖZELLİKLERİ

HALİHÂZIRDA KAYMA DİRENCİNİ TALEP EDEN BİR AVRUPA NORMU YOKTUR. ANCAK GÜNLÜK KULLANIMDA KAYMA DİRENCİ ÇOK ÖNEMLİ OLDUĞU DURUMLARDA MEVCUT OLAN ALMAN STANDARTLARINI KULLANARAK SINIFLANDIRMA YAPILMAKTADIR. KARANUN KAYMA DİRENCİ, BAKIMINDAN VE ZAMAN İÇERİSİNDE OLABİLECEK AŞINMADAN ETKİLENİR.

BU İKİ STANDARTTAN,

- DIN 51130 İNSANLARIN AYAKKABILARIYLA (R9-R13) VE
- DIN 51097 ÇIPLAK AYAKLARLA (A, B, C) YÜRÜNÜLEN ALANLARDA ZEMİN YÜZEYLERİNİN KAYGANLIKLARINI BİRBİRİNDEN AYIRIR. R SEVİYESİ KAYMA AÇISINI GÖSTERİR.

DIN 51130'DA BELİRTİLEN ÖLÇÜM METODUNDA R KAYMAZLIK SINIFLARININ FARKI VE KULLANIM ALANLARINA UYGUN SINIFLANDIRILMASI AŞAĞIDAKİ ŞEKİLDEDİR:

| | |
|------------------------|---|
| R9 (6° - 10°) | DIŞARIDAN ERİŞİLEN GİRİŞ VE MERDİVENLER, RESTORAN, MAĞAZALAR, KLİNİKLER, HASTANELER, OKULLAR V.B. |
| R10 (10° - 19°) | TUVALETLERİ VE ORTAK PAYLAŞILAN TUVALETLER VE DUŞLAR, RESTORANLAR VE KAFELERDEKİ KÜÇÜK MUTFAKLAR, GARAJLAR VE BODRULAR V.B. |
| R11 (19° - 27°) | GIDA ÜRETİM TESİSLERİ, RESTORANLAR VE KAFELERDEKİ ORTA BOY MUTFAKLAR, ÇOK MİKTARDA SU VE ÇAMUR BULUNAN ÇALIŞMA ORTAMLARI, LABORATUVARLAR, ÇAMAŞIRHANELER, HANGARLAR V.B. |
| R12 (27° - 35°) | SÜT ÜRÜNLERİ, GIDA YAĞLARI, KURUTULMUŞ ETLER GİBİ YAĞLAR AÇISINDAN ZENGİN GIDALAR İÇİN ÜRETİM TESİSLERİ, RESTORANLAR VE KAFELERDEKİ BÜYÜK MUTFAKLAR, KAYGANLAŞTIRICI MADDELERİNİN KULLANILDIĞI ENDÜSTRİYEL ALANLAR. |
| R13 (> 35°) | BÜYÜK MİKTARLARDA YAĞLARIN KULLANILDIĞI YERLER; GIDA İŞLEME ALANLARI. |

DIN 51097'DE BELİRTİLEN ÖLÇÜM METODU İLE İNSANLARIN ÇIPLAK AYAKLARLA YÜRÜDÜĞÜ ALANLARDAKİ KAYMA DİRENCİ A, B VE C CİNSİNDEN SINIFLANDIRILIR VE AŞAĞIDAKİ ŞEKİLDE KULLANIM ALANLARINA UYGUN KATEGORİLERE AYRILIR.

- A (≥12°)** - İNSANLARIN YALINAYAK VE SOYUNMA ODALARINA YÜRÜDÜĞÜ KURU ALANLAR.
- B (≥18°)** - DUŞLAR, BANYOLAR, YÜZME HAVUZLARI KENAR ALANLAR, ÇOCUK YÜZME HAVUZLARI, SIĞ HAVUZLARIN İÇLERİ.
- C (≥24°)** - YÜZME HAVUZUNDAKİ GEÇİŞ ALANLARI, EĞİMLİ KENARLARI GİBİ ISLAK ALANLAR.

PORCELAIN TILE SURFACE SLIP RESISTANCE AND SUITABLE USING AREAS

ANTI-SLIP PROPERTIES ACCORDING TO DIN 51130, DIN 51097

AT THE MOMENT THERE IS NO EUROPEAN NORM THAT DETERMINES THE DEMANDS FOR SLIP RESISTANCE. BUT AS IN EVERYDAY USE, WHEN THE SLIP RESISTANCE IS VERY IMPORTANT, THE CURRENT GERMAN STANDARDS ARE USED FOR CLASSIFICATION.

THE SLIP RESISTANCE IS INFLUENCED BY MAINTENANCE AND WEAR.

THESE TWO STANDARDS DISTINGUISH BETWEEN THE SLIPPERINESS OF FLOOR SURFACES IN AREAS

- DIN 51130 WHERE PEOPLE WALK WITH THEIR SHOES ON (R9-R13) AND
- DIN 51097 WITH BARE FEET (A, B, C) THE R LEVEL INDICATES THE ANGLE OF SLIPPAGE.

THE MEASUREMENT METHOD SPECIFIED IN DIN 51130 DISTINGUISHES AMONG THE FOLLOWING R SLIPPERINESS CLASSES AND PROVIDES INDICATIONS AS TO WHERE THEY MAY BE USED:

| | |
|------------------------|---|
| R9 (6° - 10°) | ENTRANCES AND STAIRWAYS ACCESSED FROM OUTSIDE, RESTAURANTS, SHOPS, CLINICS, HOSPITALS, SCHOOLS. |
| R10 (10° - 19°) | SHARED TOILETS AND SHOWERS, SMALL KITCHENS IN RESTAURANTS AND CAFES, GARAGES AND BASEMENTS. |
| R11 (19° - 27°) | FOOD PRODUCTION FACILITIES; MID-SIZED KITCHENS IN RESTAURANTS AND CAFÉS, WORKING ENVIRONMENTS WHERE THERE IS A LOT OF WATER AND SLUDGE, LABORATORIES, LAUNDRIES, HANGARS. |
| R12 (27° - 35°) | PRODUCTION FACILITIES FOR FOODS RICH IN FATS SUCH AS DAIRY PRODUCTS, FOOD OILS, CURED MEATS, LARGE KITCHENS IN RESTAURANTS AND CAFÉS, INDUSTRIAL AREAS WHERE SLIPPER SUBSTANCES ARE USED. |
| R13 (> 35°) | PLACES WHERE LARGE QUANTITIES OF FATS ARE USED, FOOD PROCESSING AREAS. |

THE MEASUREMENT METHOD SPECIFIED IN DIN 51097 DEFINES THE SLIP RESISTANCE FOR AREAS WHERE PEOPLE WALK WITH BARE FEET AND RESULT IS DIVIDED INTO CATEGORIES A, B AND C.

- A (≥12°)** - DRY AREAS WHERE PEOPLE WALK BAREFOOT AND CHANGING ROOMS.
- B (≥18°)** - SHOWERS, BATHROOMS, AREAS SURROUND SWIMMING POOLS, CHILDREN'S SWIMMING POOL AND BOTTOM OF SHALLOW POOLS.
- C (≥24°)** - CROSSING AREAS IN SWIMMING POOL, TILTED EDGES OF SWIMMING



















SIRLI GRANİT KARO TEKNİK ÖZELLİK KABULLERİ

GLAZED PORCELAIN TILE TECHNICAL PROPERTY ACCEPTANCES

| ÖZELLİK / PROPERTY | QUA STANDARTLARI / QUA STANDARTS | TSE EN 14411 Annex-G Grup B1a (Eb ≤ % 0,5) | TEST YÖNTEMİ / TEST METHOD |
|---|---|---|----------------------------|
|  UZUNLUK VE GENİŞLİK LENGTH AND WIDTH | ±%0,2 | ±%0,6 | TE EN ISO 10545/2 |
|  KALINLIK THICKNESS | ±%5,0 | ±%5,0 | TE EN ISO 10545/2 |
|  KENAR DÜZGÜNLÜĞÜ SIDE STRAIGHTNESS | ±%0,2 | ±%0,5 | TE EN ISO 10545/2 |
|  GÖNYEDEN SAPMA RECTANGULARITY | ±%0,2 | ±%0,5 | TE EN ISO 10545/2 |
|  MERKEZ EĞRİLİĞİ CENTER CURVATURE | ±%0,2 | ±%0,5 | TE EN ISO 10545/2 |
|  KENAR EĞRİLİĞİ EDGE CURVATURE | ±%0,2 | ±%0,5 | TE EN ISO 10545/2 |
|  KÖŞE EĞRİLİĞİ WARPAGE | ±%0,2 | ±%0,5 | TE EN ISO 10545/2 |
|  YÜZEY KALİTESİ SURFACE QUALITY | max. %5 Kusurlu / Defective | max. %5 Kusurlu / Defective | TE EN ISO 10545/2 |
|  SU EMME WATER ABSORPTION | Max. %0,1 | Max. %0,5 | TE EN ISO 10545/3 |
|  EĞİLME MUKAVEMETİ MODULUS OF RUPTURE | Min. 51 N/mm ² | Min. 35 N/mm ² | TE EN ISO 10545/4 |
|  ÇARPMA DAYANIMI IMPACT RESISTANCE | Dayanıklı / Resistant | Dayanıklı / Resistant | TE EN ISO 10545/5 |
|  YÜZEY AŞINMA SINIFI SURFACE ABRASION CLASS | Beyan Edilene Uygun As Declared | Beyan Edilene Uygun As Declared | TE EN ISO 10545/7 |
|  LINEER ISIL GENLEŞME KATSAYISI LINEAR THERMAL EXPANSION COEFFICIENT | max. 9X10 ⁻⁶ K ⁻¹ | Beyan Edilene Uygun As Declared | TE EN ISO 10545/8 |
|  ISIL SOK DAYANIMI THERMAL SHOCK | Dayanıklı / Resistant | Dayanıklı / Resistant | TE EN ISO 10545/9 |
|  ÇATLAMA DİRENCİ CRACKING RESISTANCE | Dayanıklı / Resistant | Dayanıklı / Resistant | TE EN ISO 10545/11 |
|  DONA DAYANIM FROST RESISTANCE | Dayanıklı / Resistant | Dayanıklı / Resistant | TE EN ISO 10545/12 |
|  LEKELENMEYE DAYANIM RESISTANCE TO STAINING | En Az Sınıf 3 / Min. Class 3 | En Az Sınıf 3 / Min. Class 3 | TE EN ISO 10545/14 |
|  ASİT / ALKALİLERE DAYANIM RESISTANCE TO ACIDS / ALCALIDS | En Az Sınıf / Min. Class GLB - GHB | En Az Sınıf / Min. Class GLB - GHB | TE EN ISO 10545/13 |
|  EV KİMYASALLARINA DAYANIM RESISTANCE TO HOUSEHOLD CHEM. | En Az Sınıf / Min. Class GB | En Az Sınıf / Min. Class GB | TE EN ISO 10545/13 |

SIRSIZ GRANİT KARO TEKNİK ÖZELLİK KABULLERİ

UNGLAZED PORCELAIN TILE TECHNICAL PROPERTY ACCEPTANCES

| ÖZELLİK / PROPERTY | QUA STANDARTLARI / QUA STANDARTS | TSE EN 14411 Annex-G Grup B1a (Eb ≤ % 0,5) | TEST YÖNTEMİ / TEST METHOD |
|--|---|---|----------------------------|
|  UZUNLUK VE GENİŞLİK LENGTH AND WIDTH | ±%0,2 | ±%0,6 | TE EN ISO 10545/2 |
|  KALINLIK THICKNESS | ±%5,0 | ±%5,0 | TE EN ISO 10545/2 |
|  KENAR DÜZGÜNLÜĞÜ SIDE STRAIGHTNESS | ±%0,2 | ±%0,5 | TE EN ISO 10545/2 |
|  GÖNYEDEN SAPMA RECTANGULARITY | ±%0,2 | ±%0,5 | TE EN ISO 10545/2 |
|  MERKEZ EĞRİLİĞİ CENTER CURVATURE | ±%0,2 | ±%0,5 | TE EN ISO 10545/2 |
|  KENAR EĞRİLİĞİ EDGE CURVATURE | ±%0,2 | ±%0,5 | TE EN ISO 10545/2 |
|  KÖŞE EĞRİLİĞİ WARPAGE | ±%0,2 | ±%0,5 | TE EN ISO 10545/2 |
|  YÜZEY KALİTESİ SURFACE QUALITY | max.%5 Kusurlu / Defective | max. %5 Kusurlu / Defective | TE EN ISO 10545/2 |
|  SU EMME WATER ABSORPTION | Max. %0,1 | Max. %0,5 | TE EN ISO 10545/3 |
|  EĞİLME MUKAVEMETİ MODULUS OF RUPTURE | Min. 51 N/mm ² | Min. 35 N/mm ² | TE EN ISO 10545/4 |
|  ÇARPMA DAYANIMI IMPACT RESISTANCE | Dayanıklı / Resistant | Dayanıklı / Resistant | TE EN ISO 10545/5 |
|  DERİN AŞINMA SINIFI DEEP ABRASION CLASS | Max. 175 mm ³ | Max. 175 mm ³ | TE EN ISO 10545/6 |
|  LINEER ISIL GENLEŞME KATSAYISI LINEAR THERMAL EXPANSION COEFFICIENT | max. 9X10 ⁻⁶ K ⁻¹ | Beyan Edilene Uygun As Declared | TE EN ISO 10545/8 |
|  ISIL SOK DAYANIMI THERMAL SHOCK | Dayanıklı / Resistant | Dayanıklı / Resistant | TE EN ISO 10545/9 |
|  ÇATLAMA DİRENCİ CRACKING RESISTANCE | Dayanıklı / Resistant | Dayanıklı / Resistant | TE EN ISO 10545/11 |
|  DONA DAYANIM FROST RESISTANCE | Dayanıklı / Resistant | Dayanıklı / Resistant | TE EN ISO 10545/12 |
|  LEKELENMEYE DAYANIM RESISTANCE TO STAINING | En Az Sınıf 3 / Min. Class 3 | En Az Sınıf 3 / Min. Class 3 | TE EN ISO 10545/14 |
|  ASİT / ALKALİLERE DAYANIM RESISTANCE TO ACIDS / ALCALIDS | En Az Sınıf / Min. Class UGLB - UGHB | En Az Sınıf / Min. Class UGLB - UGHB | TE EN ISO 10545/13 |
|  EV KİMYASALLARINA DAYANIM RESISTANCE TO HOUSEHOLD CHEM. | En Az Sınıf / Min. Class UGB | En Az Sınıf / Min. Class UGB | TE EN ISO 10545/13 |



