

Asphalt



Dipsy Asphalt Off White 15 x 15 cm.

Asphalt / New collection

Porcelánico / Porcelain tiles



B|PLUS
LARGE SIZE SURFACES



Asphalt Grit
260 x 120 cm.

BP2612L



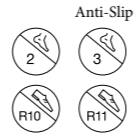
Asphalt Grit
60 x 60 cm.

PR6060L



Asphalt Grit
80 x 80 cm.
80 x 80 cm. Anti-Slip

PR8080L
PR8080R



Asphalt Grit
120 x 120 cm.

P1212L



Variación gráfica | Different patterns: 4

Espesor | Thickness: 6 mm.

Formato / Size	Pz/Box	M ² /Box	Kg/Box	M ² /Pa	Box/Pa	Kg/Pa	Rodapié / Skirting	Size	TR	PCK
120 x 120	1	1,44	31,00	57,60	40	1.240	Rodapié Corte / Cut Skirting - 120 x 120 RC1212	10 x 60	25	15
60 x 120	2	1,44	31,00	46,08	32	992	Rodapié Corte / Cut Skirting - 60 x 120 / 60 x 60	10 x 60	21	15
80 x 80	2	1,28	27,00	51,20	40	1.080	Rodapié Corte - 80 x 80	10 x 80	22	14

Ver el packing de B|Plus en la página 130 / See B|Plus packing on the page 130



Se aconseja uso del Sistema Nivelado
We recommend using Levelling System to fix the tiles
Ver pág. 133 / See page 133

Asphalt Grit 260 x 120 cm. Pavimento Asphalt Grit 120 x 120 cm.



Asphalt / New collection

Porcelánico / Porcelain tiles



B|PLUS
LARGE SIZE SURFACES



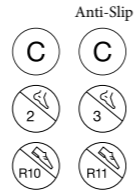
Asphalt Mud 260 x 120 cm. **BP2612E**



Asphalt Mud 60 x 60 cm. **PR6060L**



Asphalt Mud 80 x 80 cm. Anti-Slip **PR8080E**
PR8080C



Asphalt Mud 120 x 120 cm. **P1212E**



Variación gráfica | Different patterns: 4
Espesor | Thickness: 6 mm.

Formato / Size	Pz/Box	M ² /Box	Kg/Box	M ² /Pa	Box/Pa	Kg/Pa	Rodapié / Skirting	Size	TR	PCK
120 x 120	1	1,44	31,00	57,60	40	1.240	Rodapié Corte / Cut Skirting - 120 x 120 RC1212	10 x 60	25	15
60 x 120	2	1,44	31,00	46,08	32	992	Rodapié Corte / Cut Skirting - 60 x 120 / 60 x 60	10 x 60	21	15
80 x 80	2	1,28	27,00	51,20	40	1.080	Rodapié Corte - 80 x 80	10 x 80	22	14

Ver el packing de B|Plus en la página 130 / See B|Plus packing on the page 130

Se aconseja uso del Sistema Nivelado
We recommend using Levelling System to fix the tiles
Ver pág. 133 / See page 133

Asphalt Mud 260 x 120 cm. Pavimento Asphalt Mud 120 x 120 cm.



Asphalt / New collection

Porcelánico / Porcelain tiles



B|PLUS
LARGE SIZE SURFACES




Asphalt Off White
260 x 120 cm. **BP2612L**



Asphalt Off White
60 x 60 cm. **PR6060L**



Asphalt Off White
80 x 80 cm. Anti-Slip **PR8080L**
PR8080R



Asphalt Off White
120 x 120 cm. **P1212L**



Variación gráfica | Different patterns: 4

Espesor | Thickness: 6 mm.

Formato / Size	Pz/Box	M ² /Box	Kg/Box	M ² /Pa	Box/Pa	Kg/Pa	Rodapié / Skirting	Size	TR	PCK
120 x 120	1	1,44	31,00	57,60	40	1.240	Rodapié Corte / Cut Skirting - 120 x 120 RC1212	10 x 60	25	15
60 x 120	2	1,44	31,00	46,08	32	992	Rodapié Corte / Cut Skirting - 60 x 120 / 60 x 60	10 x 60	21	15
80 x 80	2	1,28	27,00	51,20	40	1.080	Rodapié Corte - 80 x 80	10 x 80	22	14

Ver el packing de B|Plus en la página 130 / See B|Plus packing on the page 130



Se aconseja uso del Sistema Nivelado
We recommend using Levelling System to fix the tiles
Ver pág. 133 / See page 133

Asphalt Off White 260 x 120 cm. Pavimento Asphalt Off White 120 x 120 cm.



Asphalt / New collection

Porcelánico / Porcelain tiles



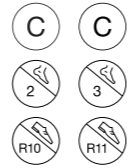
B|PLUS
LARGE SIZE SURFACES



C



Asphalt Fume
60 x 60 cm. PR6060L



Asphalt Fume
80 x 80 cm. Anti-Slip PR8080E
PR8080C



Asphalt Fume
120 x 120 cm. P1212E

Asphalt Fume
260 x 120 cm. BP2612E

Variación gráfica | Different patterns: 4

Espesor | Thickness: 6 mm.

Formato / Size	Pz/Box	M ² /Box	Kg/Box	M ² /Pa	Box/Pa	Kg/Pa	Rodapié / Skirting	Size	TR	PCK
120 x 120	1	1,44	31,00	57,60	40	1.240	Rodapié Corte / Cut Skirting - 120 x 120 RC1212	10 x 60	25	15
60 x 120	2	1,44	31,00	46,08	32	992	Rodapié Corte / Cut Skirting - 60 x 120 / 60 x 60	10 x 60	21	15
80 x 80	2	1,28	27,00	51,20	40	1.080	Rodapié Corte - 80 x 80	10 x 80	22	14

Ver el packing de B|Plus en la página 130 / See B|Plus packing on the page 130

Se aconseja uso del Sistema Nivelado
We recommend using Levelling System to fix the tiles
Ver pág. 133 / See page 133

Asphalt Fume 260 x 120 cm. Pavimento Asphalt Fume 80 x 80 cm.



Asphalt / New collection

Porcelánico / Porcelain tiles



B&out



Asphalt Grit
60 x 60 cm.
Espesorado PR6060BES



Asphalt Grit
60 x 90 cm. Espesorado P6090BES



Asphalt Mud
60 x 60 cm.
Espesorado PR6060BESE



Asphalt Mud
60 x 90 cm. Espesorado P6090BESE



Asphalt Off White
60 x 60 cm.
Espesorado PR6060BES



Asphalt Off White
60 x 90 cm. Espesorado P6090BES



Asphalt Fume
60 x 60 cm.
Espesorado PR6060BESE



Asphalt Fume
60 x 90 cm. Espesorado P6090BESE

Formato / Size	Pz/Box	M ² /Box	Kg/Box	M ² /Pa	Box/Pa	Kg/Pa
60 x 120 Espesorado	1	0,72	32,50	21,60	30	975
60 x 60 Espesorado	2	0,72	32,50	23,04	32	1.040

Se aconseja uso del Sistema Nivelado
We recomend using Levelling System to fix the tiles
Ver pág. 133 / See page 133

Asphalt Fume 60 x 90 cm. Espesorado



Asphalt / New collection

Pasta blanca / White body tiles



Asphalt Grit
40 x 120 cm. WB4012L



Asphalt Mud
40 x 120 cm. WB4012L



Craft Asphalt Grit
40 x 120 cm. WB4012R




Craft Asphalt Mud
40 x 120 cm. WB4012R




Tropical Asphalt Grit
40 x 120 cm. WB4012RB



Tip Asphalt Mud
40 x 120 cm. WB4012R



Dipsy Asphalt Grit
15 x 15 cm. WB1515L



Dipsy Asphalt Mud
15 x 15 cm. WB1515L

Dipsy Asphalt Grit, Mud 14 Diferentes diseños mezclados en las cajas
Dipsy Asphalt Grit, Mud 14 Different designs mixed in the boxes

Pavimento coordinado / Coordinated floor tiles



Asphalt Grit / Mud
60 x 60 cm. Rect. PR6060L

Formato / Size	Pz/Box	M ² /Box	Kg/Box	M ² /Pa	Box/Pa	Kg/Pa
60 x 60	3	1,08	24,00	51,84	48	1.152
40 x 120	3	1,44	28,00	28,80	20	560
15 x 15	28	0,63	10,00	75,60	120	1.200

Rodapié / Skirting	Size	TR	PCK
Rodapié Corte / Cut Skirting - 60 x 60	10 x 60	21	15

Se aconseja uso del Sistema Nivelado
We recommend using Levelling System to fix the tiles
Ver pág. 133 / See page 133

Asphalt Grit 40 x 120 cm. Tropical Asphalt Grit 40 x 120 cm. Pavimento Asphalt Grit 80 x 80 cm.



Asphalt / New collection

Pasta blanca / White body tiles



Asphalt Off White
40 x 120 cm. **WB4012L**



Asphalt Fume
40 x 120 cm. **WB4012L**



Craft Asphalt Off White
40 x 120 cm. **WB4012R**




Craft Asphalt Fume
40 x 120 cm. **WB4012R**




Tropical Asphalt Off White
40 x 120 cm. **WB4012RB**



Tip Asphalt Fume
40 x 120 cm. **WB4012R**



Dipsy Asphalt Off White
15 x 15 cm. **WB1515L**



Dipsy Asphalt Fume
15 x 15 cm. **WB1515L**

Dipsy Asphalt Off White, Fume 14 Diferentes diseños mezclados en las cajas
Dipsy Asphalt Off White, Fume 14 Different designs mixed in the boxes

Pavimento coordinado / Coordinated floor tiles



Asphalt Grit / Mud
60 x 60 cm. Rect. **PR6060L**

Formato / Size	Pz/Box	M ² /Box	Kg/Box	M ² /Pa	Box/Pa	Kg/Pa
60 x 60	3	1,08	24,00	51,84	48	1.152
40 x 120	3	1,44	28,00	28,80	20	560
15 x 15	28	0,63	10,00	75,60	120	1.200

Rodapié / Skirting	Size	TR	PCK
Rodapié Corte / Cut Skirting - 60 x 60	10 x 60	21	15

Se aconseja uso del Sistema Nivelado
We recommend using Levelling System to fix the tiles
Ver pág. 133 / See page 133

Asphalt Fume 40 x 120 cm. Craft Asphalt Fume 40 x 120 cm. Pavimento Asphalt Fume 80 x 80 cm.



Asphalt / New collection

Pasta blanca / White body tiles



Asphalt Grit
30 x 90 cm. WB3090L



Asphalt Off White
30 x 90 cm. WB3090L



Saw Asphalt Grit
30 x 90 cm. WB3090L



Saw Asphalt Off White
30 x 90 cm. WB3090L



Sumire Asphalt Grit
30 x 90 cm. WB3090L



Sumire Asphalt Off White
30 x 90 cm. WB3090L




Asphalt Mud
30 x 90 cm. WB3090L



Asphalt Fume
30 x 90 cm. WB3090L



Saw Asphalt Mud
30 x 90 cm. WB3090L



Saw Asphalt Fume
30 x 90 cm. WB3090L



Blunt Asphalt Mud
30 x 90 cm. WB3090L



Blunt Asphalt Fume
30 x 90 cm. WB3090L

Formato / Size	Pz/Box	M ² /Box	Kg/Box	M ² /Pa	Box/Pa	Kg/Pa
30 x 90	4	1,08	20,50	51,84	48	984

Se aconseja uso del Sistema Nivelado
We recomend using Levelling System to fix the tiles
Ver pág. 133 / See page 133

Asphalt Mud 30 x 90 cm. Saw Asphalt Mud 30 x 90 cm. Pavimento Asphalt Mud 120 x 120 cm. Rectificado

