

# CE.SI.

PENSARE A COLORI  
THINK IN COLOUR



# OVERVIEW

## MATT

	bianco	quarzo	perla	antracite	fumo	torba	nero	cotone	canapa	lino	tortora	moka	t. di moro	banana	cedro	vanadio	cromo	corallo	vermiglio	rubino
PEI	4	4	3	2	2	3	2	4	4	4	2	2	2	4	3	3	2	2	2	2
2,5x2,5 rete	○	●	●	●	●	●	●	●	●	●	●	●	●	●	●	●	●	●	●	●
5x5 rete	○	●	●	●	●	●	●	●	●	●	●	●	●	●	●	●	●	●	●	●
3x10 rete	○	●					●	●												
5x5 - 5x20	○	●	●	●	●	●	●	●	●	●	●	●	●	●	●	●	●	●	●	●
6x25	○	●	●			●	●	●	●		●	●				●	●		●	
10x10 - 20x20	○	●	●	●	●	●	●	●	●	●	●	●	●	●	●	●	●	●	●	●
10x20	○	●	●			●	●	●												
10x30 - 10x60 - 20x60	○	●	●	●			●	●	●		●					●	●		●	
15x15 - 30x30	○	●	●				●	●											●	
20x20 ottagonio	○	●				●	●	●												

## LUCIDI

	talco	salgemma	piombo	pirite	arsenico	lava	navona	alabastro	argilla	zircono	zolfo	arenaria	granato
PEI	4	4	3	3	3	2	4	4	3	3	3	3	2
2,5x2,5 rete	○	●	●	●		●	●	●	●	●	●	●	●
3x10 rete	○	●				●	●						●
5x5 rete	○	●	●	●		●	●	●	●	●	●	●	●
5x5	○	●	●	●		●	●	●	●	●	●	●	●
6x25	○					●	●			●	●	●	●
10x10 - 20x20	○	●	●	●		●	●	●	●	●	●	●	●
10x20	○				●	●							
10x30 - 10x60 - 20x60	○	●				●	●						●
15x15 - 30x30	○					●							
20x20 ottagonio	○					●							

## ANTISLIP

### R10 A+B

	lecco	onno	bindo
PEI	4	4	3
2,5x2,5 rete	○	●	●
5x5 rete	○	●	●
10x10 - 20x20	○	●	●

## FULL BODY

### R10 A+B

	fluoro	alluminio	nickel	carbonio	sodio	argon	xeno	bromo	gallio	gres
2,5x2,5 rete	○	●	●	●	●		●	●		●
5x5 rete esagono	○	●	●	●	●		●	●		●
5x5 rete	○	●	●	●	●	●	●	●	●	●
6x25			●	●	●		●			●
10x10	○	●	●	●	●	●	●	●	●	●
20x20	○	●	●	●	●		●	●		●
10x10 ottagonio	○	●	●	●	●		●	●		●

## COSMO

### LUCIDO

	matte	giove	venere
PEI	4	2	4
6x25 strutturato	○	●	●

## COSMO

### FULL BODY

### R10 A+B

	ariel	tebe	luna	giano
6x25 strutturato	●	●	●	●

malva	lavanda	indaco	viola	cobalto	avio	galassia	pioggia	polvere	notte	azzurro	marina	baia	salvia	edera	aloe	felce	fieno	mela	kiwi	<b>MATT</b>
4	2	2	2	2	2	3	3	3	2	4	3	4	3	4	4	3	4	3	3	PEI
																				2,5x2,5 rete
																				5x5 rete
																				3x10 rete
																				5x5 - 5x20
																				6x25
																				10x10 - 20x20
																				10x20
																				10x30 - 10x60 - 20x60
																				15x15 - 10x20 - 30x30
																				20x20 ottagono

orchidea	berillo	navy	galena	tundra	silicio	titanio	lime	<b>LUCIDI</b>
2	2	2	4	4	3	3	3	PEI
								2,5x2,5 rete
								3x10 rete
								5x5 rete
								5x5
								6x25
								10x10 - 20x20
								10x20
								10x30 - 10x60 - 20x60
								15x15 - 30x30
								20x20 ottagono

<b>ANTISLIP</b>	<b>R10 A+B</b>
	PEI
	2,5x2,5 rete
	5x5 rete
	10x10 - 20x20

agata	neon	calcio	zaffiro	cloro	giada	<b>FULL BODY</b>	<b>R10 A+B</b>
							2,5x2,5 rete
							5x5 rete esagono
							5x5 rete
							6x25
							10x10
							20x20
							10x10 ottagono

<b>COSMO</b>	<b>LUCIDO</b>
	PEI
	6x25 strutturato

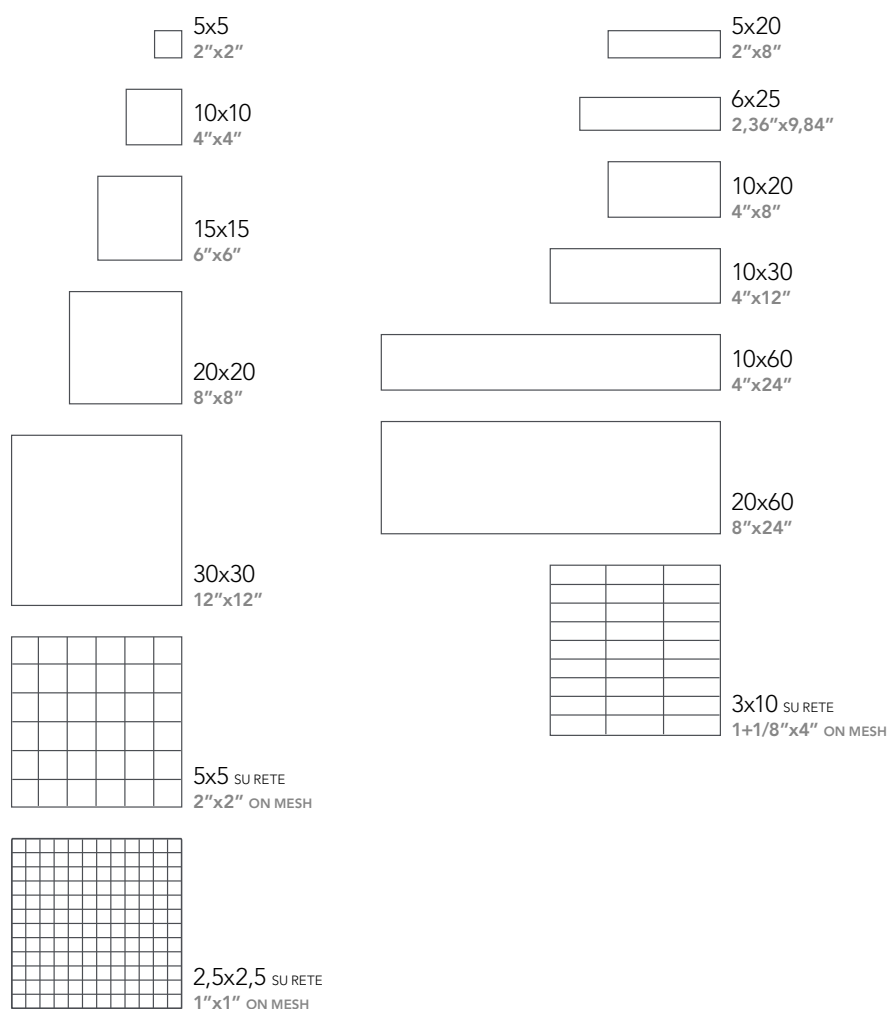
<b>COSMO</b>	<b>FULL BODY</b>	<b>R10 A+B</b>
		6x25 strutturato



# I Classici

LUCIDI . MATT . ANTISLIP

## COLLECTION



 = A PAVIMENTO  
FLOOR

 = A RIVESTIMENTO  
WALL

 = TINTE CORRELATE  
MATCHING COLOURS







# I Classici

L'intensa e vivace gamma cromatica delle piastrelle armonizza sapientemente design ed eleganza.

Proposte di posa, creative ed originali, in cui colori di tendenza e piacevoli giochi di luce delle diverse superfici di pavimenti e rivestimenti caratterizzano sia spazi pubblici che ambienti residenziali unici.

The rich and vivid chromatic tile range skilfully harmonizes design and grace.

Artistic and original laying proposals typify public spaces and residential locations with trend colours and plays of light and surfaces.



10x10 4"x4" . MATT



COTONE



CROMO



KIWI



SALVIA

20x20 8"x8" . MATT



BIANCO


20x60 8"x24" . MATT



COBALTO



# I Classici



10x30 4"x12" . MATT

2,5x2,5 1"x1" . MATT

2,5x2,5 1"x1" . MATT



BIANCO



CROMO



CROMO



20x60 8"x24" . MATT



BIANCO



TORTORA



EDERA



POLVERE



10x10 4"x4" . MATT



BIANCO

5x5 2"x2" . MATT



BIANCO

20x20 8"x8" . FULL BODY



NIKEL



FLUORO





# I Classici



10x10 4"x4" . MATT



ALOE



20x60 8"x24". MATT



POLVERE

20x20 8"x8". MATT



BIANCO

20x60 8"x24". MATT



POLVERE



# I Classici



20x20 8"x8" . 10x10 4"x4" . MATT



COBALTO



NOTTE



AVIO



POLVERE



FELCE



KIWI



BANANA



VANADIO



CROMO



VERMIGLIO



VIOLA



LAVANDA



MALVA



INDACO



BIANCO





20x60 8"x24" . MATT



MELA


# Progetto creativo

Diverse combinazioni di posa, dalle più originali alle più classiche, sono corredate dall'indicazione dei formati e dalla gamma colore scelti.

Ogni progetto è unico e personalizzabile: formati e colori possono essere mescolati in piena libertà

Different laying proposals, from the most original to the most classic, are supplied with informations about selected sizes and colours.

Every project is unique: sizes and colours can be freely mixed.



6x25 2,6"x9,84". LUCIDO / MATT



TORBA



LAVA




NERO



PERLA

*progetta on-line*  
*le tue composizioni* CESICERAMICA.IT



6x25 2,6" x 9,84". LUCIDO / MATT



TALCO



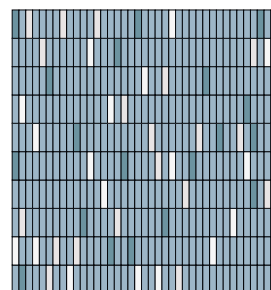
KIWI



ALOE



SALVIA



6x25 2,6" x 9,84". MATT



POLVERE



PIOGGIA



BIANCO



QUARZO

# Progetto creativo

*progetta on-line  
le tue composizioni* CESICERAMICA.IT



6x25 2,6"x9,84" . MATT



BIANCO



SALVIA



POLVERE





6x25 2,6"x9,84" . MATT





6x25 2,6"x9,84" . MATT



# Progetto creativo

*progetta on-line  
le tue composizioni* CESICERAMICA.IT



10x60 4"x24" - 20x60 8"x24" . MATT



QUARZO



PERLA





ANTRACITE



POLVERE



BIANCO



10x60 4"x24" - 20x60 8"x24" . MATT



ANTRACITE



VANADIO




CROMO



PERLA



BIANCO



10x60 4"x24" - 20x60 8"x24" . MATT



PERLA



ANTRACITE



MELA



EDERA



BIANCO



# Formati & Colori

## SIZES AND COLOURS



FORMATO	DIMENSIONI (mm)	SPESSORE (mm)	kg / mq	mq / box	pcs / box	box / pallet	mq / pallet
5x5	48x48	5,5	11	-	-	-	-
5x20 *	48x200	6,5	14	-	-	-	-
6x25	61x250	6,5	14	1,00	66	60	60
10x10	98,5x98,5	6,5	14	1,00	100	96	96
10x20	98,5x200	6,5	14	1,40	70	76	106,40
10x30	98,5x300	8	17	1,02	34	60	61,20
10x60 *	98,5x600	8	17	1,00	16	48	48
15x15	148,5x148,5	6,5	14	1,00	44	85	85
20x20	200x200	6,5	14	1,40	35	76	106,40
20x60	200x600	8	17	1,00	8	48	48
30x30	300x300	8	17	1,26	14	46	57,96
2,5x2,5 su rete	300x300 Foglio	5,5	11	1,00	11 fogli	40	40
5x5 su rete	300x300 Foglio	5,5	11	1,00	11 fogli	40	40
3x10 su rete	300x300 Foglio	5,5	11	1,00	11 fogli	40	40

\* VEDI PAG. 175  
SEE PAG. 175

**MATT**

**BIANCO**




20x60	15x15
10x60	20x20
10x30	10x10
30x30	5x20
10x20	6x25
5x5	
5x5	
2,5x2,5	
3x10	

**QUARZO**




20x60	15x15
10x60	20x20
10x30	10x10
30x30	5x20
10x20	6x25
5x5	
5x5	
2,5x2,5	
3x10	

**PERLA**




20x60	15x15
10x60	20x20
10x30	10x10
30x30	5x20
10x20	6x25
5x5	
5x5	
2,5x2,5	

**ANTRACITE**




20x60	-
10x60	20x20
10x30	10x10
-	5x5
5x20	-
5x5	
2,5x2,5	

**FUMO**




-	-
-	20x20
-	10x10
-	5x20
5x5	
5x5	
2,5x2,5	

**TORBA**



-	-
-	20x20
-	10x10
-	5x20
10x20	6x25
5x5	
5x5	
2,5x2,5	

**NERO**



20x60	15x15
10x60	20x20
10x30	10x10
30x30	5x20
10x20	6x25
5x5	
5x5	
2,5x2,5	
3x10	

**LUCIDI**

**TALCO**




20x60	15x15
10x60	20x20
10x30	10x10
30x30	-
10x20	6x25
5x5	
5x5	
2,5x2,5	
3x10	

**SALGEMMA**




20x60	-
10x60	20x20
10x30	10x10
-	-
-	-
5x5	
5x5	
2,5x2,5	
3x10	

**PIOMBO**




-	-
-	20x20
-	10x10
-	-
-	-
5x5	
5x5	
2,5x2,5	

**PIRITE**




-	-
-	20x20
-	10x10
-	-
-	-
5x5	
5x5	
2,5x2,5	

**ARSENICO**



-	-
-	-
-	-
-	-
10x20	-
-	

**LAVA**



20x60	-
10x60	20x20
10x30	10x10
-	-
-	-
-	6x25
5x5	
5x5	
2,5x2,5	
3x10	

**ANTISLIP R10 A+ B**

**LECCO**




20x20	
10x10	
5x5	
2,5x2,5	

**ONNO**



20x20	
10x10	
5x5	
2,5x2,5	


**BINDO**



20x20	
10x10	
5x5	
2,5x2,5	

MOSAICO

**LIRICA NERUDA**



2,5x2,5

**HELLAS DILOS**



2,5x2,5

**LIRICA CALVINO**




2,5x2,5

**ATLANTICA LOFOTEN**




2,5x2,5

**ATLANTICA TERCEIRA**



2,5x2,5 Antislip

**LIRICA POE**




2,5x2,5

**COTONE**




20x60	15x15
10x60	20x20
10x30	10x10
30x30	5x20
10x20	6x25
5x5	
5x5	
2,5x2,5	
3x10	

**CANAPA**




20x60	-
10x60	20x20
10x30	10x10
-	5x20
-	6x25
5x5	
5x5	
2,5x2,5	

**LINO**




-	-
-	20x20
-	10x10
-	5x20
-	-
5x5	
5x5	
2,5x2,5	

**TORTORA**




20x60	-
10x60	20x20
10x30	10x10
-	5x20
-	6x25
5x5	
5x5	
2,5x2,5	

**MOKA**



-	-
-	20x20
-	10x10
-	5x20
-	6x25
5x5	
5x5	
2,5x2,5	

**TESTA DI MORO**




-	-
-	20x20
-	10x10
-	5x20
-	-
5x5	
5x5	
2,5x2,5	

**NAVONA**




20x60	-
10x60	20x20
10x30	10x10
-	-
-	6x25
5x5	
5x5	
2,5x2,5	
3x10	

**ALABASTRO**



-	-
-	20x20
-	10x10
-	-
-	-
5x5	
5x5	
2,5x2,5	

**ARGILLA**



-	-
-	20x20
-	10x10
-	-
-	-
5x5	
5x5	
2,5x2,5	




**ATLANTICA SVALBARD**



2,5x2,5

**ATLANTICA FLORES**



2,5x2,5 Antislip

**HELLAS CRETA**



2,5x2,5


**LIRICA LORCA**



2,5x2,5


**MATT**

**BANANA**



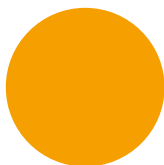
-	-
-	20x20
-	10x10
-	5x20
-	-
5x5	-
5x5	-
2,5x2,5	-

**CEDRO**



-	-
-	20x20
-	10x10
-	5x20
-	-
5x5	-
5x5	-
2,5x2,5	-

**VANADIO**




20x60	-
10x60	20x20
10x30	10x10
-	5x20
-	6x25
5x5	-
5x5	-
2,5x2,5	-

**CROMO**




20x60	-
10x60	20x20
10x30	10x10
-	5x20
-	6x25
5x5	-
5x5	-
2,5x2,5	-

**CORALLO**




-	-
-	20x20
-	10x10
-	5x20
-	-
5x5	-
5x5	-
2,5x2,5	-

**VERMIGLIO**



20x60	-
10x60	20x20
10x30	10x10
-	5x20
-	6x25
5x5	-
5x5	-
2,5x2,5	-


**RUBINO**



-	-
-	20x20
-	10x10
-	5x20
-	-
5x5	-
5x5	-
2,5x2,5	-

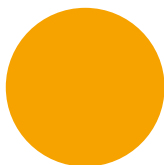
**LUCIDI**

**ZIRCONO**




-	-
-	20x20
-	10x10
-	-
-	-
5x5	-
5x5	-
2,5x2,5	-

**ZOLFO**




-	-
-	20x20
-	10x10
-	-
-	-
5x5	-
5x5	-
2,5x2,5	-

**ARENARIA**



-	-
-	20x20
-	10x10
-	-
-	-
5x5	-
5x5	-
2,5x2,5	-


**GRANATO**



-	-
-	20x20
-	10x10
-	-
-	-
5x5	-
5x5	-
2,5x2,5	-

MOSAICO

**HELLAS KOS**




2,5x2,5

**HELLAS NAXOS**




2,5x2,5

**HELLAS MYKONOS**



2,5x2,5


**MALVA**



-	-
-	20x20
-	10x10
-	5x20

5x5
5x5
2,5x2,5


**LAVANDA**



-	-
-	20x20
-	10x10
-	5x20

5x5
5x5
2,5x2,5


**INDACO**



-	-
-	20x20
-	10x10
-	5x20

5x5
5x5
2,5x2,5

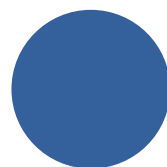
**VIOLA**



20x60	-
10x60	20x20
10x30	10x10
-	5x20

5x5
5x5
2,5x2,5


**AVIO**



-	-
-	20x20
-	10x10
-	5x20

5x5
5x5
2,5x2,5

**COBALTO**




20x60	-
10x60	20x20
10x30	10x10
-	5x20
-	6x25

5x5
5x5
2,5x2,5

MATT

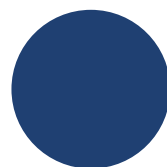
**ORCHIDEA**



-	-
-	20x20
-	10x10

5x5
5x5
2,5x2,5

**BERILLO**



-	-
-	20x20
-	10x10

5x5
5x5
2,5x2,5

LUCIDI

MOSAICO

**LIRICA MONTALE**



2,5x2,5


**HELLAS CORFÙ**



2,5x2,5

MATT


AZZURRO



-	-
-	20x20
-	10x10
-	5x20
-	-

5x5	-
5x5	-
2,5x2,5	-


MARINA



-	-
-	20x20
-	10x10
-	5x20
-	-

5x5	-
5x5	-
2,5x2,5	-


GALASSIA



-	-
-	20x20
-	10x10
-	5x20
-	-

5x5	-
5x5	-
2,5x2,5	-

POLVERE



20x60	-
10x60	20x20
10x30	10x10
-	5x20
-	6x25

5x5	-
5x5	-
2,5x2,5	-


PIOGGIA



-	-
-	20x20
-	10x10
-	5x20
-	6x25

5x5	-
5x5	-
2,5x2,5	-

NOTTE




-	-
-	20x20
-	10x10
-	5x20
-	-

5x5	-
5x5	-
2,5x2,5	-

LUCIDI


GALENA



-	-
-	20x20
-	10x10
-	-
-	-

5x5	-
5x5	-
2,5x2,5	-

NAVY



-	-
-	20x20
-	10x10
-	-
-	-


5x5	-
5x5	-
2,5x2,5	-

ATLANTICA PICO



2,5x2,5 Antislip

ATLANTICA SHETLAND



2,5x2,5

LIRICA SABA




2,5x2,5

**BAIA**




-	-
-	20x20
-	10x10
-	5x20
-	-
5x5	
5x5	
2,5x2,5	

**SALVIA**




-	-
-	20x20
-	10x10
-	5x20
-	6x25
5x5	
5x5	
2,5x2,5	

**EDERA**




20x60	-
10x60	20x20
10x30	10x10
-	5x20
-	6x25
5x5	
5x5	
2,5x2,5	

**ALOE**




-	-
-	20x20
-	10x10
-	5x20
-	6x25
5x5	
5x5	
2,5x2,5	

**FELCE**



-	-
-	20x20
-	10x10
-	5x20
-	-
5x5	
5x5	
2,5x2,5	

**TUNDRA**



-	-
-	20x20
-	10x10
-	-
-	-
5x5	
5x5	
2,5x2,5	

**SILICIO**




-	-
-	20x20
-	10x10
-	-
-	-
5x5	
5x5	
2,5x2,5	

**HELLAS  
SIROS**



2,5x2,5

**LIRICA  
HUGO**



2,5x2,5



**MATT**

**FIENO**



-	-
-	20x20
-	10x10
-	5x20
-	-
5x5	
5x5	
2,5x2,5	

**MELA**



20x60	-
10x60	20x20
10x30	10x10
-	5x20
-	6x25
5x5	
5x5	
2,5x2,5	

**KIWI**



-	-
-	20x20
-	10x10
-	5x20
-	6x25
5x5	
5x5	
2,5x2,5	

**LUCIDI**

**TITANIO**



-	-
-	20x20
-	10x10
-	-
-	-
5x5	
5x5	
2,5x2,5	

**LIME**




-	-
-	20x20
-	10x10
-	-
-	-
5x5	
5x5	
2,5x2,5	

**HELLAS  
ANDROS**



2,5x2,5

**LIRICA  
PAVESE**



2,5x2,5

# *Pezzi* speciali

## SPECIAL TRIMS

La collezione è coordinata da una ampia gamma di pezzi speciali perfettamente modulari tra loro, disponibili nei 40 colori matt, in gres porcellanato smaltato, nelle stesse caratteristiche tecniche ed estetiche dei prodotti ai quali sono abbinati.

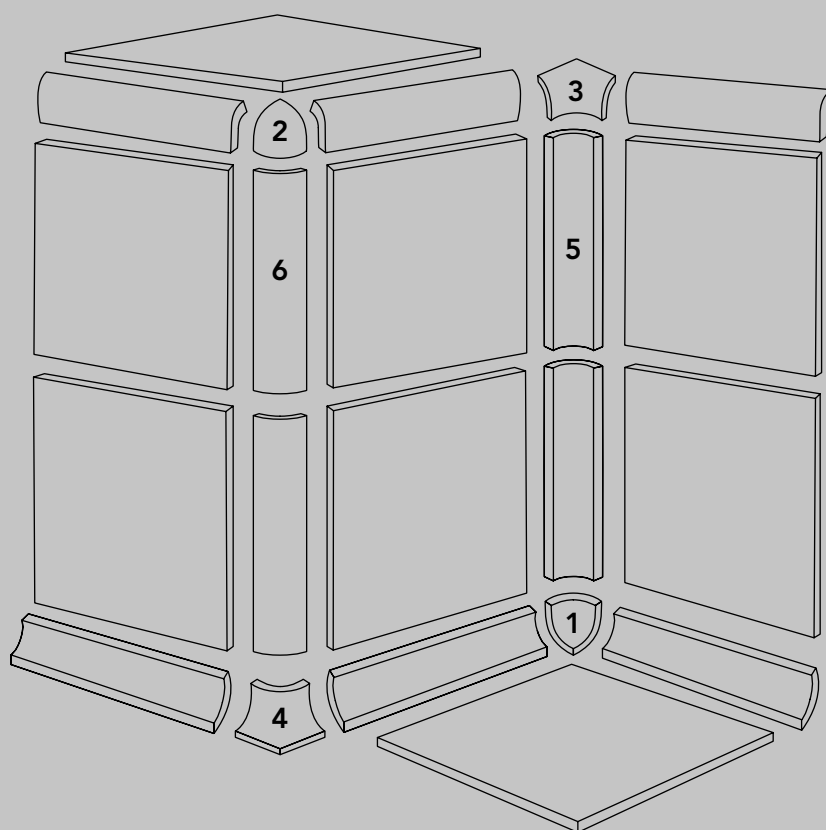
The collection is coordinated to a wide special trims range, all perfectly modular, available in 40 matt colours in glazed porcelain stoneware, with the same technical and aesthetic features as their matching tiles.





# *Pezzi* speciali

## SPECIAL TRIMS



**CONCHIGLIA INTERNA**  
INTERNAL ACORN  
2,5x2,5 . 1"x1"



**CONCHIGLIA ESTERNA**  
EXTERNAL ACORN  
2,5x2,5 . 1"x1"



**PIEDOCA INTERNA**  
INTERNAL ELEPHANT'S FOOT  
2,5x2,5 . 1"x1"



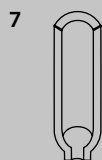
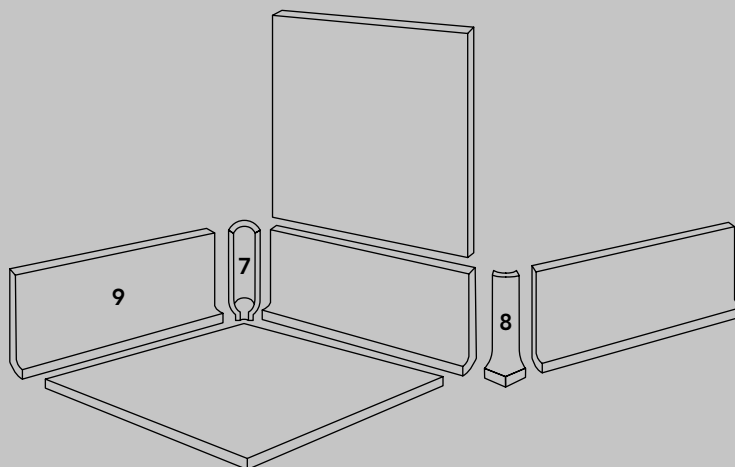
**PIEDOCA ESTERNA**  
EXTERNAL ELEPHANT'S FOOT  
2,5x2,5 . 1"x1"



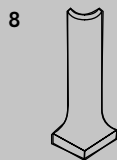
**CANALETTA INTERNA**  
INTERNAL COVE  
2,5x20 . 1"x8"



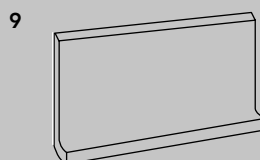
**CANALETTA ESTERNA**  
EXTERNAL COVE  
2,5x20 . 1"x8"



**7**  
**ANGOLO INTERNO**  
 INTERNAL ANGLE  
 2,5x10 . 1"x4"



**8**  
**ANGOLO ESTERNO**  
 EXTERNAL ANGLE  
 2,5x10 . 1"x4"



**9**  
**COVE BASE**  
 COVE BASE  
 10x20 . 4"x8"

**PEZZI SPECIALI SU RICHIESTA**

Quantità minima richiesta  
 (500 pezzi per colore)

**SPECIAL TRIMS ON DEMAND**

Minimum quantity required  
 (500 pieces/colour)



**CANALETTA INTERNA**  
 INTERNAL COVE  
 2,5x15 . 1"x6"



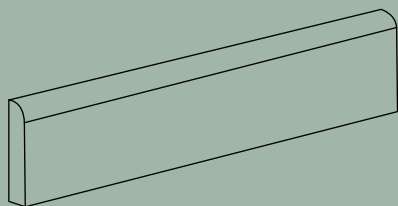
**CANALETTA INTERNA**  
 INTERNAL COVE  
 2,5x10 . 1"x4"



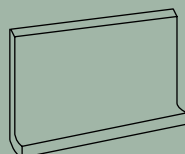
**CANALETTA ESTERNA**  
 EXTERNAL COVE  
 2,5x15 . 1"x6"



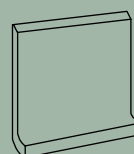
**CANALETTA ESTERNA**  
 EXTERNAL COVE  
 2,5x10 . 1"x4"



**BULLNOSE LATO LUNGO/CORTO**  
 LONG EDGE/SHORT EDGE BULLNOSE  
 10x20 . 4"x8"  
 10x30 . 4"x12"



**COVE BASE**  
 COVE BASE  
 10x15 . 4"x6"



**COVE BASE**  
 COVE BASE  
 10x10 . 4"x4"

# Modularità

## MODULARITY

La collezione è composta da diversi formati e pezzi speciali, perfettamente modulari tra loro per consentire un'infinita varietà di soluzioni di posa.

Il calibro costante, l'assoluta planarità e ortogonalità delle superfici permette la composizione modulare dei diversi formati e offre al progettista soluzioni compositive originali e innovative per l'edilizia pubblica e residenziale.

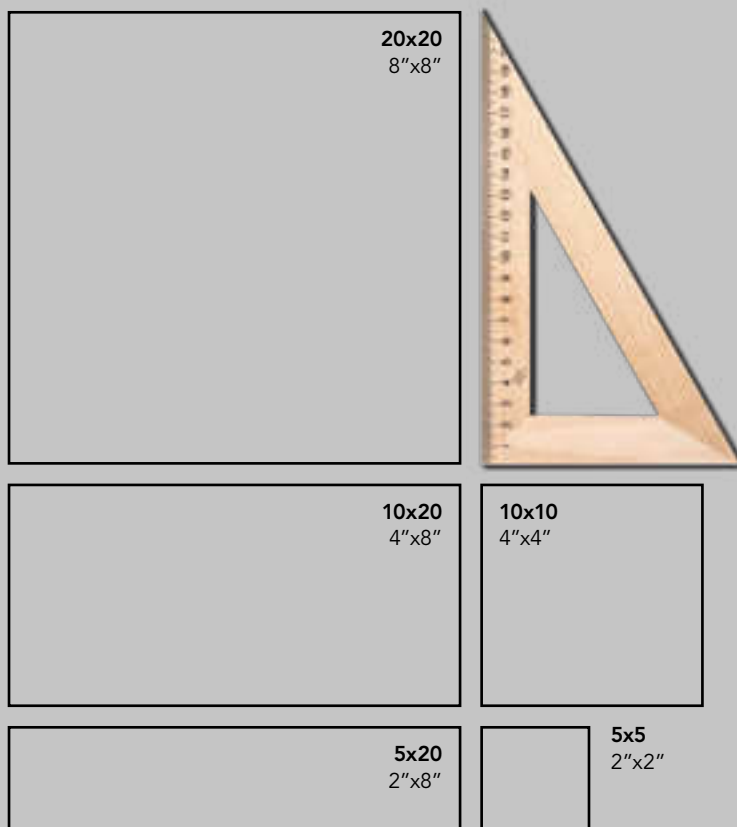
Gres porcellanato smaltato classificato gruppo B1b - assorbimento acqua compreso tra 0,5 e 3% - adatto per posa all'interno ed esterno.

Realizzato nei formati: 5x5 / 6x25 / 7,5x7,5 / 7,5x15 / 10x10 / 15x15 / 5x20 / 10x20 / 20x20 / 10x60 / 20x60 / 10x30 / 30x30 e nei formati su rete 3x10 / 5x5 / 2,5x2,5.


The perfect modularity of sizes and special trims allows an endless variety of laying solutions.

The constant caliber, the absolute flatness and orthogonality of the surfaces allows many modular compositions of the different formats, colours and finishes available in our range and offers the designer original solutions for residential and public projects.

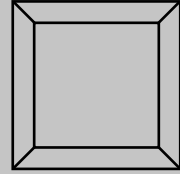
Porcelain stoneware belonging to B1b group - water absorption between 0,5 and 3% - suitable for in - and outdoor. Available in sizes: 5x5 / 7,5x7,5 / 7,5x15 / 10x10 / 15x15 / 5x20 / 6x25 / 10x20 / 20x20 / 10x60 / 20x60 / 10x30 / 30x30 and mesh mounted 3x10 / 5x5 / 2,5x2,5.




7,5x15 diamantato  
3"x6"



7,5x7,5 diamantato  
3"x3"



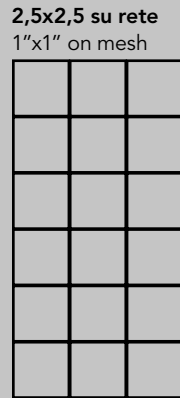
30x30  
12"x12"




7,5x15  
3"x6"



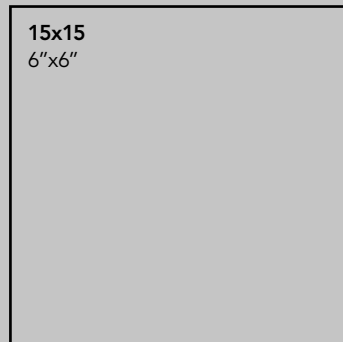
5x5 su rete  
2"x2" on mesh




2,5x2,5 su rete  
1"x1" on mesh




10x30  
4"x12"



15x15  
6"x6"



10x60  
4"x24"



20x60  
8"x24"





*Il treno  
può portarti a*  
P.



**GRES PORCELLANATO  
SMALTATO E FULL BODY**  
GLAZED AND UNGLAZED PORCELAIN STONEWARE



*sbagliato  
el posto giusto.*

*Coelho*









# TRANSFER

# Transfer

LUCIDO . MATT

## COLLECTION

---

	10x10 4"x4"
	15x15 6"x6"
	20x20 8"x8"
	10x30 4"x12"
	7,5x15 DIAMANTATO 3"x6"
	7,5x15 3"x6"

Il transfer rappresenta l'evoluzione dei sistemi di decorazione che, negli ultimi anni, hanno rivoluzionato il processo di decorazione delle piastrelle.

Grazie a queste tecniche, la piastrella da mero elemento di rivestimento per pareti e pavimentazioni si è trasformata in oggetto di arredamento di interni e di design, grazie a pattern colorati.

Ogni immagine, logo, foto, disegno può essere trasferita mantenendo le caratteristiche tecniche del supporto ceramico in gres porcellanato di resistenza alle abrasioni e agli acidi. Libertà di espressione negli ambienti privati ed un forte potenziale di comunicazione nei luoghi pubblici o di rappresentanza. I transfer possono essere realizzati sui formati 7,5x15, 7,5x15 diamantato, 10x10, 20x20, 10x30 e 15x15 su finitura lucida e/o matt.

Transfer is the evolution of decoration systems which, recently, transformed the decoration process.

Thanks to these techniques, tile is no more a mere covering element for walls and floors, but it becomes a real interior design part.

Any picture can be transferred keeping anyway the technical features of the ceramic tile, such as resistance to abrasion and acids. Freedom of communication in private places and strong impact in public places.

Transfer can be made on 7,5x15, 7,5x15 diamantato, 10x10, 20x20, 10x30 and 15x15 cms tiles.

Available in glossy or matt finishing.





# Unico ed esclusivo

Grazie alla nostra tecnologia è possibile creare la tua piastrella unica ed esclusiva in gres porcellanato matt o lucido.

Il prodotto, realizzato con il nostro sistema, rimane stabile nel tempo senza subire alterazioni. È pensato per uso sia in interno sia in esterno; è in grado di resistere agli agenti atmosferici: acqua, vento, grandine, sole e non è attaccabile dagli acidi.

La cottura avviene per terzo fuoco. Le temperature e curve del forno variano a seconda dei formati utilizzati.

Thanks to our transfer technic, you can create your unique and exclusive tile, both in mat and glossy finishing.

The product, planned for both in and outdoor use, is anti-acid, resists to any weather conditions and doesn't suffer any change over time.

It's produced by third firing which temperatures vary according to tile size.



PROGETTO BY:  
Karina Eibatova  
[www.karinas.art](http://www.karinas.art)







# Matt&Lucidi



20x20 8"x8" . LUCIDO



TRANSFER



10x10 4"x4" . MATT






# Matt\_Lucido

LUCIDO / MATT

## 6x25 COLLECTION

 6x25  
2,36"x9,84"



FORMATO	DIMENSIONI (mm)	SPESSORE (mm)	kg / mq	mq / box	pcs / box	box / pallet	mq / pallet
6x25 LUCIDO	61x250	6,5	16	1,00	66	60	60
6x25 MATT	61x250	6,5	16	1,00	66	60	60



# Versatile e colorato



6x25 2,36"x9,84" . MATT



POLVERE



PIOGGIA



TORTORA



6x25 2,36"x9,84" . LUCIDO / MATT



TALCO



BIANCO



MELA



KIWI



ALOE



EDERA



QUARZO



# Referenze

## PROJECTS



GIORGIO Italian Barista GCC | Manama - Baharain | Studio Rizoma Architetture - Bologna



Residenza Privata | Arch. Germano Schillaci



Abitazione privata | STUDIO ALPI  
NICCOLO ULCHIGNONI & ALEXIS PAYEN ARCHITECTES D.E.S.A. HMONP - Parigi



Anne&Max Leidschenhage  
Design by Studio JAAF ([www.studiojaaf.com](http://www.studiojaaf.com))  
[@studiojaaf](https://www.instagram.com/studiojaaf) for Instagram  
Styling by Kim De Groot [@kim\\_de\\_groot](https://www.instagram.com/kim_de_groot)  
creativeconcepts for Instagram



Lagust (Laboratorio del Gusto) | Angela T. Basile  
Domenico Potenza ARCHITETTI BaPo Studio Cirò Marina (KR)



Ergo Restaurant - Bucarest | Live In Design Bucarest



Spazio Bra | Alberto Chiariglione | Velvet Studio - Torino



Hotel Amo By Amano | Design Alchemists - Berlino





Residenza Privata progetto Bagno 10x30 | Unopiuno Atelier - Milano  
Arch. Antonella Pasquale - Laura Bergamasco



Negozió Abbigliamento Cipria - Cesena



Gorms Pizza - Danimarca



Hagakure Noh Samba - Bari | Architetto Enza Martellotta Interiors Alessandro Iacobellis



Vela Blu Camping Village - Jesolo



Villa Vi, Flumini di Quartu - Cagliari | studio ALO s.r.l.  
[www.alo-architettura.com](http://www.alo-architettura.com)





Ristorante Coyacan | architetto Mirco Cavallo | Studiocallo21 - Köln



NEVA Architecture Intérieure | Margaux Carnevali - Paris  
Instagram: @neva\_interiordesign  
www.nevainteriorsdesign.com



Piscine Vattnets Hus i Ängelholm - Svezia



Grand Hotel Tremezzo , cucina - Lago di Como



GDO | Reparto Macelleria | Supermarket



Ristorante | Penelope a casa - Milano



# CARATTERISTICHE TECNICHE

TECHNICAL DETAILS . INFORMATIONS TECHNIQUES . TECHNISCHE DATEN

	NORMA STANDARD	MATT - LUCIDI - ANTISLIP		FULL BODY	
		GRES PORCELLANATO SMALTATO GLAZED PORCELAIN		GRES PORCELLANATO COLORATO IN MASSA UNGLAZED PORCELAIN	
		VALORE NORMA NORM VALUE	VALORE CE.SI. CE.SI. VALUE	VALORE NORMA NORM VALUE	VALORE CE.SI. CE.SI. VALUE
 <b>CLASSIFICAZIONE PRODOTTO</b> PRODUCT CLASSIFICATION CLASSEMENT KLASSIFIZIERUNG	UNI EN 14411 APPENDICE G	GRUPPO B1b	GRUPPO B1b	GRUPPO B1a	GRUPPO B1a
 <b>ASSORBIMENTO D'ACQUA</b> WATER ABSORPTION ABSORPTION D'EAU WASSERAUFNAHME	ISO 10545-3	0,5% <E ≤3%	0,5% ≤E ≤3%	≤0,5%	≤0,5%
 <b>RESISTENZA AL GELO</b> FROST RESISTANCE RÉSISTANCE AU GEL FROSTWIDERSTANDSFÄHIGKEIT	ISO 10545-12	SU RICHIESTA UPON REQUEST SUR DEMANDE AUF ABRUF	RESISTENTE RESISTANT RESISTANTS WIDERSTANDSFÄHIG	SU RICHIESTA UPON REQUEST SUR DEMANDE AUF ABRUF	RESISTENTE RESISTANT RESISTANTS WIDERSTANDSFÄHIG
 <b>RESISTENZA AGLI SBALZI TERMICI</b> THERMAL, SHOCK RESISTANCE RÉSISTANCE AUX ÉCARTS DE TEMPÉRATURE TEMPERATURWECHSELBESTÄNDIGKEIT	ISO 10545-9	SU RICHIESTA UPON REQUEST SUR DEMANDE AUF ABRUF	RESISTENTE RESISTANT RESISTANTS WIDERSTANDSFÄHIG	SU RICHIESTA UPON REQUEST SUR DEMANDE AUF ABRUF	RESISTENTE RESISTANT RESISTANTS WIDERSTANDSFÄHIG
 <b>MODULO DI ROTTURA</b> MODULUS OF RUPTURE RÉSISTANCE À LA FLEXION BIEGEFESTIGKEIT	ISO 10545-4	min. 30N/ mm <sup>2</sup>	N/ mm <sup>2</sup> 30±50	min. 35N/ mm <sup>2</sup>	N/ mm <sup>2</sup> 35±50
<b>PRODOTTI CHIMICI AD USO DOMESTICO ED ADDITIVI PER PISCINA</b> HOUSEHOLD CHEMICALS AND SWIMMING POOL WATER CLEANSERS PRODUITS CHIMIQUES ET ADDITIFS POUR PISCINE CHEM.PRODUKTE FÜR DEN HAUSHALTSGEBRAUCH / SCHWIMMBÄDER	ISO 10545-4	min. GB	GA - GLA	min. UB	UA
 <b>ACIDI E ALCALI A BASSA CONCENTRAZIONE</b> ACIDS AND LOW CONCENTRATION ALKALIS ACIDES ET ALCALI A FAIBLE CONCENTRATION SÄUREN UND ALKALI IN GERINGER KONZENTRATION	ISO 10545-4	min. GB	GA - GLA	min. UB	UA
<b>ACIDI E ALCALI AD ALTA CONCENTRAZIONE</b> ACIDS AND HIGH CONCENTRATION ALKALIS ACIDES ET ALCALI A FORTE CONCENTRATION SÄUREN UND ALKALI IN HOHER KONZENTRATION	ISO 10545-13	min. UB	GHA	min. UB	UA - UHA
 <b>RESISTENZA ALLE MACCHIE</b> STAIN RESISTANCE RESISTANCE AUX PRODUITS TACHANTS BESTÄNDIGKEIT GEGEN FLECKENBILDNER	ISO 10545-14	min. 3	> 3	min. 3	> 3
 <b>DILATAZIONE TERMICA LINEARE SU RICHIESTA</b> LINEAR THERMAL EXPANSION UPON REQUEST COEFFICIENT LINÉAIRE DE DILATATION THERMIQUE LINEARE WÄRMEAUSDEHNUNG AUF ABRUF	ISO 10545-8	SU RICHIESTA UPON REQUEST SUR DEMANDE AUF ABRUF	5x5x10 °K <sup>-1</sup>	SU RICHIESTA UPON REQUEST SUR DEMANDE AUF ABRUF	6,5x10 °K <sup>-1</sup>
<b>PEI</b> <b>RESISTENZA ALL'ABRASIONE (PEI)</b> ABRASION RESISTANCE (PEI) RÉSISTANCE À L'ABRASION (PEI) ABRIEBFESTIGKEIT (PEI)	ISO 10545-7	CLASSE PEI CLASS PEI CLASSE PEI CLASSE PEI	2 - 4		
 <b>RESISTENZA ALL' ABRASIONE PROFONDA</b> RESISTANCE TO DEEP ABRASION RÉSISTANCE À L'ABRASION PROFONDE BESTÄNDIGKEIT GEGEN TIEFENVERSCHLEISS	ISO 10545-6			max 175 m <sup>3</sup>	max 175 m <sup>3</sup>
 <b>CARATTERISTICHE DIMENSIONALI</b> DIMENSIONAL FEATURES CARACTERISTIQUES DE LA SURFACE OBERFLÄCHENQUALITÄT	ISO 10545-2	±0,5%	±0,5%	±0,5%	±0,5%
 <b>RESISTENZA AL CAVILLO</b> CRAZING RESISTANCE RÉSISTANCE AU TRESSAILAGE HAARRISSBESTÄNDIGKEIT	ISO 10545-11	SU RICHIESTA UPON REQUEST SUR DEMANDE AUF ABRUF	RESISTENTE RESISTANT RESISTANTS WIDERSTANDSFÄHIG		

**GRES PORCELLANATO SMALTATO . GLAZED PORCELAIN . GRES CERAME EMAILLE**  
**DIMENSIONI . SIZES**

FORMATO MISURE NOMINALI (cm) NOMINAL SIZE (cm)	MISURE REALI (mm) REAL SIZE (mm)	SPESSORE (mm) THICKNESS (mm)	PESO Kg/m <sup>2</sup> WEIGHT Kg/m <sup>2</sup>
5x5 *	48x48	5,5	11
7,5x7,5 DIAMANTATO *	73,5x73,5	9	15
7,5x15 DIAMANTATO	73,5x148,5	9	15
7,5x15	73,5x148,5	6,5	14
10x10	98,5x98,5	6,5	14
15x15	148,5x148,5	6,5	14
6x25 - 6x25 COSMO LUCIDO	61x250	6,5	16
5x20 *	48x200	6,5	14
10x20 - 10x20 MOTIVO	98,5x200	6,5	14
20x20	200x200	6,5	14
20x20 OTTAGONO	200x200	5,5	13
10x30	98,5x300	8	17
30x30	300x300	8	17
10x60	98,5x600	8	17
20x60	200x600	8	17
2,5x2,5 SU RETE	foglio da 300x300	5,5	11
5x5 SU RETE	foglio da 300x300	5,5	11
3x10 SU RETE	foglio da 300x300	5,5	11

**GRES PORCELLANATO COLORATO IN MASSA . FULL BODY . GRES CERAME PLEINE MASSE**  
**DIMENSIONI . SIZES**

FORMATO MISURE NOMINALI (cm) NOMINAL SIZE (cm)	MISURE REALI (mm) REAL SIZE (mm)	SPESSORE (mm) THICKNESS (mm)	PESO Kg/m <sup>2</sup> WEIGHT Kg/m <sup>2</sup>
20x20 - 20x20 EPOQUE	200x200	7	16
10x10	98,5x98,5	7	16
10x10 SU RETE	foglio da 300x300	7	16
5x5 SU RETE	foglio da 300x300	5,5	11
2,5x2,5 SU RETE	foglio da 300x300	4	10
5x5 ESAGONO	foglio da 310x310	7	16
10x10 OTTAGONO	98,5x98,5	7	16
10x10 OTTAGONO SU RETE	foglio da 320x320	7	16
CUBO SU RETE	foglio da 430x210	7	16
STELLA SU RETE	foglio da 300x300	7	16
BUTTERFLY	foglio da 300x300	7	16
6x25 - 6x25 COSMO FULL BODY	61x250	7	16
5x20*	48x200	7	16
2,5x20*	23x200	7	16
5x5*	48x48	7	16
3,5x3,5*	35x35	7	16
10x10 TRIANGOLO*	98,5x98,5x139,3	7	16
7x7 TRIANGOLO*	69,6x69,6x98,5	7	16

\*VENDUTO AL PEZZO . SOLD BY PIECE . VENDUE A LA PIECE . STUECKWEISE VERKAUFT

# IMBALLI

PACKING . CONDITIONNEMENT . VERPACKUNGSEINHEITE

## GRES PORCELLANATO SMALTATO

GLAZED PORCELAIN

FORMATO SIZE	PEZZI/SCATOLA PIECES/BOX	FOGLI/SCATOLA SHEETS/BOX	m <sup>2</sup> /SCATOLA m <sup>2</sup> /BOX	SCATOLE/EUROPALLET BOX/EUROPALLET	m <sup>2</sup> /EUROPALLET m <sup>2</sup> /EUROPALLET	PESO MEDIO Kg/m <sup>2</sup>
2,5x2,5 SU RETE	-	11	1,00	40	40	11
5x5 SU RETE	-	11	1,00	40	40	11
3x10 SU RETE	-	11	1,00	40	40	11
10x10 SU RETE	-	11	1,00	48	48	14
6x25 - 6x25 COSMO LUCIDO	66	-	1,00	60	60	16
7,5x15	88	-	1,00	85	85	14
7,5x15 DIAMANTATO	88	-	1,00	80	80	15
10x10	100	-	1,00	96	96	14
10x20 - 10x20 MOTIVO	70	-	1,40	76	106,40	14
10x30	34	-	1,02	60	61,20	17
15x15	44	-	1,00	85	85	14
20x20	35	-	1,40	76	106,40	14
20x20 OTTAGONO	40	-	1,50	57	85,50	13
30x30	14	-	1,26	46	57,96	17
10x60	16	-	1,00	48	48	17
20x60	8	-	1,00	48	48	17

## FULL BODY

FORMATO SIZE	PEZZI/SCATOLA PIECES/BOX	FOGLI/SCATOLA SHEETS/BOX	m <sup>2</sup> /SCATOLA m <sup>2</sup> /BOX	SCATOLE/EUROPALLET BOX/EUROPALLET	m <sup>2</sup> /EUROPALLET m <sup>2</sup> /EUROPALLET	PESO MEDIO Kg/m <sup>2</sup>
2,5x2,5 SU RETE	-	11	1,00	40	40	11
5x5 SU RETE	-	11	1,00	40	40	11
5x5 ESAGONO SU RETE	-	12	1,00	63	63	16
10x10 SU RETE	-	11	1,00	48	48	16
6x25 6x25 COSMO FULL BODY	66	1	1,00	60	60	16
10x10	100	-	1,00	72	72	16
20x20	30	-	1,20	76	91,20	16
20x20 EPOQUE	25	-	1,00	72	72	16
10x10 OTTAGONO	100	-	0,88	72	63,36	16
10x10 OTTAGONO SU RETE	-	11	1,00	48	48	16
CUBO SU RETE	-	11	0,66	-	-	16
STELLA SU RETE	-	11	1,00	-	-	16
BUTTERFLY	-	11	1,00	-	-	16

# AVVERTENZE

## WARNINGS - NOTICES - EINWEISUNGEN

Controllare prima della posa: tonalità, calibro e scelta. Non si accettano reclami relativi a materiale già posato. Non si accettano contestazioni per materiale posato senza l'uso di massetti, sottofondi, adesivi idonei e adeguati. Il materiale CE.SI. non necessita di particolari cure e nessun trattamento aggiuntivo dopo la posa. Si raccomanda a fine cantiere di effettuare una pulizia molto accurata con detergenti tipo DETERDEK o simili. Consigliamo una fuga di almeno 2mm, in particolare combinando piastrelle di diversi formati. I colori VERMIGLIO, CROMO, VANADIO, CORALLO, in tutti i loro formati possono presentare una lieve puntinatura nera e una stonalizzazione dovuta alla particolarità del colorante utilizzato. Le variazioni di tono e dimensione rientrano nelle tolleranze di un processo produttivo artigianale e, sono da considerarsi, per questo, caratteristiche proprie del prodotto. Per la stuccatura e la posa del colore GOLD e SILVER si consiglia l'uso di materiale epossidico o stucchi a grana molto fine. Il formato 10x60cm presenta un lato tagliato a spigolo vivo (lato lungo), nella posa verticale si consiglia di posare tale lato tagliato sempre nello stesso verso (dx o sx) mentre nella posa orizzontale si suggerisce di posare il lato tagliato sempre verso il basso. Nel formato 5x20cm entrambi i lati da 200mm sono a spigolo vivo.

Before tile setting, please verify shade, calibre and choice. Claims for material already laid will not be accepted. CE.SI. products do not require any particular care or additional treatment after installation. Once all work on site is completed, we strongly recommend a careful cleaning using DETERDEK, or a similar cleaning detergent, to remove all the dust created. At least 2mm grout line is required, especially by laying different sizes together. Small black dots and light fade showing on VERMIGLIO, CROMO, VANADIO, CORALLO are characteristics of these colour glazes. Dimensional and chromatic variations are peculiar of a handwork production process and are distinctive features of the product. For laying and grouting GOLD and SILVER, we recommend Epoxy material or fine-grained plasters. To install 10x60 we suggest: by horizontal laying, all cut edges facing down (long side edges parallel to the floor), by vertical laying, all cut edges following one single direction (long side edges perpendicular to the floor). 200mm sides in 5x20 are cut sharp edges.

Avant la pose il est nécessaire de contrôler nuance, calibre et choix. Les réclamations relatives aux carreaux déjà posés ne pourront pas être acceptées. Les carreaux CE.SI. ne demandent aucun soin ni traitement particulier après la pose. Nous conseillons, en fin chantier, un nettoyage soigné avec des produits comme DETERDEK. Nous conseillons, de faire un joint d'au moins 2 mm, surtout si différents formats sont posés ensemble. VERMIGLIO, CROMO, VANADIO, CORALLO, peuvent présenter de petits points noirs et dénuancés à cause de la spécificité du colorant utilisé. Les variations des dimensions et des couleurs, inhérentes à une production artisanale, sont à considérer comme des caractéristiques distinctives du produit. Pour la pose des carreaux Métro GOLD et SILVER, nous conseillons l'utilisation d'un joint Epoxy ou à grain fin. Nous suggérons de poser 10x60: en horizontal, avec les longs cotés parallèles au sol, avec les bord vif vers le bas en vertical, avec les longs cotés perpendiculaires au sol, avec les bord vif orienté dans la même direction.

Wichtig vor der Verlegung Farbton, Kaliber und Sortierung prüfen. Nach Verlegung der Fliesen werden keine Reklamationen berücksichtigt. In Anschluss an die Verlegung, empfehlen wir eine intensive Grundreinigung mit folgende Reinigungsmittel (oder ähnliche) DETERDEK. In der Unterhaltspflege empfiehlt CESI rückstandsfreie Reiniger. Bei der Verlegung mit verschiedene Formaten, empfehlen wir eine Fuge von mindestens 2mm zu behalten. Auf die Farben VERMIGLIO, CROMO, VANADIO, CORALLO könnten schwarze Punkte unter der Glasur erscheinen, diese sind eine Besonderheit der verwendeten Glasuren und somit kein Reklamationsgrund. Größen- und Tonabweichungen gehören zu den Toleranzen eines handwerklichen Herstellungsprozesses und sind daher ein Produktmerkmal. Für die Verlegung und die Fugen von GOLD und SILVER, benutzen Sie Epoxy oder feinkörniges Material. Es wird empfohlen das 10x60 so zu verlegen: Horizontal mit der Schnittkante nach unten. Vertikal: mit der Schnittkante immer in die gleiche Richtung (Seite). Die lange Seite der 5x20 ist scharfkantig.

ART DÉCO - OTTAGONO - STELLA - CUBO  
PROPOSTE CROMATICHE  
FLOOR PATTERN . COMBINAISONS DE COULEURS . FARBEN VORSCHLÄGE

Le proposte cromatiche si intendono unicamente come esempi esplicativi. Tutte le composizioni possono essere fornite miscelando gli 11 colori (zaffiro, giada, agata, fluoro, xeno, sodio, gres, bromo, carbonio, nickel, alluminio). Le composizioni serie: OTTAGONO, CUBO e STELLA vengono fornite già montate su rete. Per colori e imballi fare riferimento a Tabella di pag. 134-140-142 (colori) e Tabella pag. 174 (q.tà e imballi). Le bordure di pag. 144, sono fornite su rete e possono essere utilizzate con qualsiasi tipo di pavimento.

The colour combinations are intended as an examples only. All the named patterns can be supplied in any combination of the 11 colours (zaffiro, giada, agata, fluoro, xeno, sodio, gres, bromo, carbonio, nickel, alluminio) OTTAGONO, CUBO, STELLA combinations are supplied mesh mounted. Colours and packaging are shown on page 134-140-142 and 174. Borders shown on page 144 are supplied mesh mounted and can be used with any floor tile.

Les compositions de couleurs illustrées sont données uniquement à titre indicatif. Toutes les compositions proposées sont disponibles dans toutes les combinaisons des 11 couleurs (zaffiro, giada, agata, fluoro, xeno, sodio, gres, bromo, carbonio, nickel, alluminio). Les compositions des séries: OTTAGONO, CUBO et STELLA sont fournies sur trame. Couleurs et emballages sont indiqués aux pages 134-140-142 et 174. Les bordures illustrées à la page 144, fournies sur trame, peuvent être utilisées avec tous types de sol.

Die gezeigten Vorschläge sind nur erklärende Beispiele. Alle Kompositionen können mit den 11 Farben (zaffiro, giada, agata, fluoro, xeno, sodio, gres, bromo, carbonio, nickel, alluminio) gemischt und geliefert werden. Die folgende Kompositionen: OTTAGONO, CUBO und STELLA sind schon auf Netz geklebt lieferbar. Die Farben und Verpackungseinheiten sind auf Seite 134-140-142 und 174. Die verfügbaren Netz geklebten Bordüren können mit alle Bodenflächen kombiniert werden, siehe Seite 144



[www.cesiceramica.it](http://www.cesiceramica.it)