



Lucca



Lucca Beige
AS_60*120



Lucca




Lucca White
AS_90*90



Lucca

Lucca White
HO_60*120



White


Beige

Grey

Anthracite




LUCCA



15 patterns

90 * 90 * 1 cm | 36 * 36"


RECTIFIED	ALL IN ONE	HONED	SOFT
	BN90	BN131	BN48
ANTHRACITE	29856	30099	30101
BEIGE	29858	30097	30102
GREY	29857	30100	30103
WHITE	29859	30098	30104



13 patterns

60 * 120 * 1 cm | 24 * 48"

RECTIFIED	ALL IN ONE	HONED	SOFT
	BN116	BN132	BN72
ANTHRACITE	29852	30105	30109
BEIGE	29855	30106	30111
GREY	29853	30107	30110
WHITE	29854	30108	30112



26 patterns

60 * 60 * 1 cm | 24 * 24"

RECTIFIED	NATURAL
	BN33
ANTHRACITE	31354
BEIGE	31355
GREY	31356
WHITE	31357

CARACTERÍSTICAS TÉCNICAS | TECHNICAL CHARACTERISTICS

joint	frost proof	versatile	matt	full body	diferent shades	shade variation	various graphics

CARACTERÍSTICAS TÉCNICAS ANTIDESLIZAMIENTO | ANTI-SLIP CHARACTERISTICS

Ensayo Essay	Características Features	ALL IN ONE	HONED	SOFT	NATURAL
DIN 51130	Ángulo crítico (Pies calzados) Critical angle (footwear)	R11	-	-	R10
DIN 51097	Ángulo crítico (Pies descalzados) Critical angle (Wet loaded barefoot)	A+B+C	-	-	A+B
BS 7976-2	Antideslizamiento (Test del péndulo) Slip resistance (Pendulum test-PTV)	+36 Wet	-	-	+36 Wet
UNE-ENV 12633	Antideslizamiento (Test del péndulo) Slip resistance (Pendulum test)	Class 3	-	Class 1	Class 2
ANSI A137.1	Coefficiente de Fricción Dinámico Dynamic Coefficient of Friction (DCOF)	> 0,42	-	-	> 0,42
ISO 10545-6	Resistencia a la abrasion profunda/ Resistance to Deep Abrasion				< 175 mm ³

PIEZA COMPLEMENTARIA | COMPLEMENTARY PIECE

AF. Alféizar - Windowsill	PL. /18 Peldaño técnico - Technical stair - thread	PT. Peldaño técnico - Technical stair - thread	PR. Peldaño Romo Rounded stair - thread	R. Rodapie Skirting	S.K.I.	S.K.D.	Z.R.I.	Z.R.D.
25*90 cm 10*36" P77 25*120 cm 10*48" P54	30*90 cm 12*36" P76 30*60 cm 12*24" P54 30*120 cm 12*48" P75	30*90 cm 12*36" P76 30*60 cm 12*24" P54 30*120 cm 12*48" P75 A= 1 cm B= 3 cm	30*90 cm 12*36" P61 30*60 cm 12*24" P64 30*120 cm 12*48" P77	8*90 cm 3*36" P44 8*60 cm 3*24" P34	8*30 cm 3*12" P55			

PIEZA ESPECIAL PISCINA | SPECIAL PIECE POOL

P.V. Peldaño Vierteagua Pool Coping	ANG.P.V. Peldaño vierteagua angulo Pool Coping internal corner	E.P.V. Peldaño vierteagua esquina Pool Coping external corner	REJ. Rejilla Drainage grate	ANG.REJ. Angulo rejilla Angle corner drainage grate	T.REJ. Taco rejilla Square corner drainage grate
20*90 cm 8*36" P81	20*90 cm 8*36" P75 (PACK 2 units)	20*90 cm 8*36" P75 (PACK 2 units)	15*90*2,2 cm 6*36" P76	15*90*2,2 cm 6*36" P57 (PACK 2 units)	15*15*2,2 cm 6*6" P85

EMBALAJE | PACKING

(Los pesos aquí reflejados pueden sufrir ligeras variaciones en función del lote de producción. Weights shown here may slightly vary depending on the production lot.)

Formato Sizes	Cajas Boxes			Pallet			Cont./20' 21500 kg.	Cont./20' 24000 kg.	
	Piezas	m ² /sq.m	kg	Cajas	m ² /sq.m	kg			Tamaño cm aprox.
90 * 90 * 1	2	1,62	40	22	35,64	905	105 * 95 * 75	846,7	945,15
60 * 120 * 1	2	1,44	33,18	27	38,88	920	120 * 80 * 75	908,61	1014,26
60 * 60 * 1	3	1,08	24,3	40	43,2	996	120 * 80 * 75	933	1041
inch	units	ft ²	lb	Boxes	ft ²	lb	Sizes Inch approx.	ft ²	ft ²
35 7/16 * 35 7/16 * 3/8	2	17,44	83,69	22	383,63	1896,22	41 5/6 * 37 3/8 * 29 1/2	9589,39	10704,43
23 5/8 * 47 1/4 * 3/8	2	15,50	73,15	27	418,50	2027,92	47 1/4 * 31 1/2 * 29 1/2	9781,75	10919,17
23 5/8 * 23 5/8 * 3/8	3	11,63	53,57	40	465	2.195,8	47 1/4 * 31 1/2 * 29 1/2	10042,7	11205,23