

MUSEUM

2021-2022

GENERAL CATALOGUE

**UNIQUE  
SURFACES**

MUSEUM

# Unique surfaces

## *Superficies únicas*

MUSEUM is the premium ceramic brand par excellence, with products conspicuous for their elegance and sophistication, based on cutting-edge technology and modern design. A brand with a forward-looking philosophy and strong emphasis on innovation and design.

We build on our experience as manufacturers and keen interest in progress, redefining ourselves to keep up with the times. With products more versatile than ever before thanks to our new formats, finishes and textures, we aspire to create exquisitely desirable products truly distinctive from all the rest.

MUSEUM es la firma cerámica premium por excelencia. Elegancia y sofisticación definidas por la modernidad y la tecnología de su trayectoria, su apuesta presente por el diseño y la innovación, y una mirada siempre atenta hacia el futuro.

Nuestro interés por el progreso y la experiencia como fabricantes se redefine conscientes a nuestro tiempo. Más versátiles ahora gracias a los crecientes formatos y los nuevos acabados y texturas, con el único objetivo de crear productos exquisitos y deseables que marquen la diferencia.

# Sustainability

## Sostenibilidad



For MUSEUM, a social and environmental commitment is not a luxury but an absolute necessity. The practices embraced by its work teams and constant investment into technology both play an important part in the fight for a more sustainable, safe future.

Unlike other materials, ceramic tiles are inert products with a long useful life. Thanks to their recyclability, they can be re-introduced in the production process to create new tiles with up to a 58% of recycled content.

As an organization, we have always striven to ensure energy efficiency, lower CO<sup>2</sup> emissions, the management and re-use of resources, the use of water-based inks, zero-dumping of wastewater, and integrated management of our fully recyclable packaging. Even the catalogue that you are looking at is made of paper certified with the European eco-label, thus helping to conserve a highly-prized scanty resource: our woodlands.

En MUSEUM el compromiso con el medioambiente y la sociedad no es un privilegio, es un requisito. Las practicas adoptadas por los equipos de trabajo y las constantes inversiones tecnológicas contribuyen en la lucha hacia un futuro más sostenible y seguro.

A diferencia de otros materiales, la cerámica es un residuo inerte con una larga vida útil, cuyo potencial de reciclaje permite introducirlas de nuevo en el proceso, creando nuevas baldosas con hasta un 58% de material reciclado.

Como organización hemos potenciado desde un inicio la eficiencia energética, la reducción de emisiones CO<sup>2</sup>, la gestión y reutilización de recursos, la aplicación de tintas en base agua, el vertido cero de aguas residuales y la gestión integrada de los envases 100% reciclables. Hasta el catálogo que ahora mismo está consultando, está elaborado con papel certificado con la Etiqueta Ecológica Europea, el cual permite preservar un bien tan escaso y preciado como son los bosques.

# 58%

Our ceramic tiles contain up to 58% recycled content (ISO 14021).  
See page 359 for more information.

Nuestras baldosas cerámicas contienen hasta un 58% de material reciclado (ISO 14021).  
Consulte la página 359 para más información.

# 18M

Each year, we recycle 18,000,000 litres of water.

Anualmente reciclamos 18.000.000 litros de agua.

# 9M

We re-use 100% of the unfired clay waste from the production process:  
over 9,000,000 kg of surplus material.

Reutilizamos el 100% del material crudo sobrante del proceso de producción:  
más de 9.000.000 kg de material excedente.



**GlobalEPD**  
A VERIFIED ENVIRONMENTAL DECLARATION

An Environmental Product Declaration in compliance with the UNE-EN ISO 14025 standard, which provides environmental info based on the lifecycle of our products.

Es una Declaración Ambiental de Producto de conformidad con la Norma UNE-EN ISO 14025, que proporciona información medioambiental basada en el ciclo de vida de nuestros productos.



**BREEAM**<sup>®</sup>

Sustainable building certification systems developed by US Green Building (LEED) and Building Research Establishment (BREEAM). Our products can contribute to obtain points for both certificates.

Sistemas de certificación de edificios sostenibles desarrollados por US Green Building (LEED) y Building Research Establishment (BREEAM). Nuestros productos pueden contribuir a obtener puntos para ambas certificaciones.



An environmental label for the French market, which provides information on the VOC content (volatile organic compounds). It declares that our products are rated A+, contributing to a healthy environmentally-friendly habitat.

Etiqueta medioambiental para el mercado francés que informa sobre el contenido en COV's (Compuestos Orgánicos Volátiles). Declara que nuestros productos son de tipo A+, contribuyendo a un hábitat sano y respetuoso con el medioambiente.

# 4D technology

## *Tecnología 4D*



### **BREAKING THE BOUNDARIES OF EXCELLENCE**

**4D TECH is the most innovative tile manufacturing system on the market, based on exclusive new technology aimed at guaranteeing quality second to none. Its innovations are based on the four fundamental pillars of this technology:**

**Dimension / Design / Definition / Distinction.**

**The new MUSEUM range aims to provide exclusivity and differentiation in its products. Thanks to the use of new 4D TECH technology, MUSEUM has broken its own record for excellence, achieving a level of precision and versatility that no other tile range can equal.**

### **ROMPIENDO LOS LÍMITES DE LA EXCELENCIA.**

**4D TECH es el sistema de fabricación más innovador del mercado, basado en una tecnología exclusiva cuyo objetivo es garantizar una calidad insuperable. Sus innovaciones se basan en los cuatro pilares fundamentales de dicha tecnología:**

**Dimensión / Diseño / Definición / Distinción.**

**La nueva gama de MUSEUM, tiene la finalidad de aportar exclusividad y diferenciación en sus productos. Gracias al uso de 4D TECH, MUSEUM ha superado su propio récord de excelencia, logrando un nivel de precisión y versatilidad que ninguna otra gama de cerámica puede igualar.**

**4D**  
TECH

# Worktops

## Encimeras

**ELEVATE**  
THE ULTIMATE KITCHEN WORKTOPS



FORMAT  
FORMATO

**150x320 mm**

THICKNESS  
ESPESOR

**12 mm**

FINISHES  
ACABADOS

**Premium Polished / Natural**

**ELEVATE WORKTOPS is an innovative solution for kitchen and bathroom countertops, as well as a furniture covering solution, which combines the high aesthetic and technical value characteristic of the MUSEUM product.**

**Our purpose is to increase the possibilities of your project, since we transfer our exclusive designs to 12 mm thick full-mass surfaces.**

ELEVATE WORKTOPS es una innovadora solución para encimeras de cocina y baño, así como solución de recubrimiento de mobiliario, donde se aúna el alto valor estético y técnico característico del producto MUSEUM.

Nuestro propósito es elevar las posibilidades de tu proyecto, puesto que trasladamos nuestros diseños más exclusivos a superficies todo masa con 12 mm de espesor.

© DUAL WHITE/150X320/P

# Combinability

## *Combinabilidad*

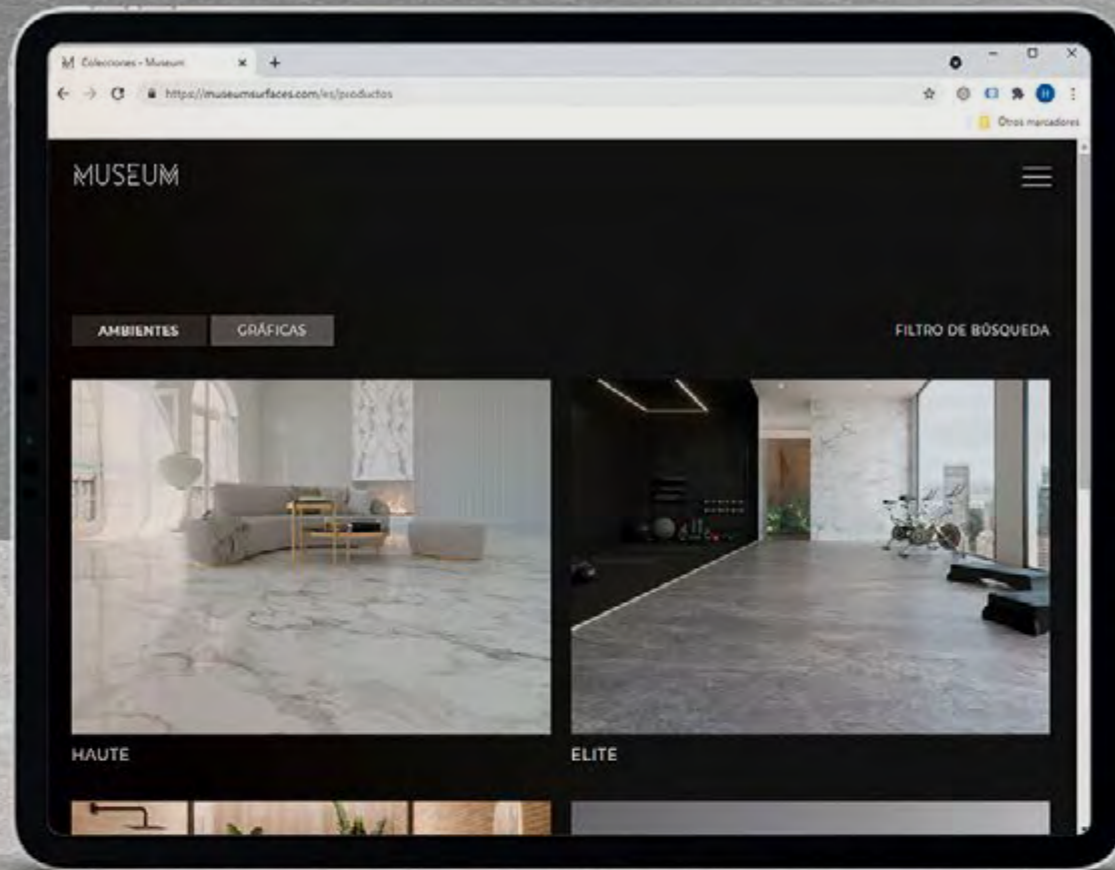
For MUSEUM, combinability is a source of added value in all its products. The MUSEUM range encompasses several different types of products (marble, stone, wood, oxide-effect tiles, etc.) in a wide variety of formats, colours and surface finishes, opening up endless design potential for the creation of projects with a chic and modern appeal.

En MUSEUM entendemos la combinabilidad como fuente de valor añadido en todos nuestros productos. Nuestro portfolio ofrece varias tipologías de productos (mármoles, pétreos, maderas, óxidos, etc.) y también una gran variedad de formatos, colores y acabados superficiales, con el objetivo de abrir infinitas posibilidades que fomenten la creación de proyectos modernos y sofisticados.



# Our digital tool

## *Nuestra herramienta digital*



### DOWNLOADS

HD images of all our settings, patterns and available tiles, plus the files and technical documents for all our products.

### DESCARGAS

Todos los ambientes, gráficas y despieces en HD, además de archivos y documentos técnicos de todos nuestros productos.



### INSPIRATION

Ideas, creative proposals and product combinations to help with the design of your projects.

### INSPIRACIÓN

Ideas, propuestas creativas y combinaciones de nuestros productos para ayudarte a plasmar tus proyectos.



### INTRANET

Check our stock in real time, in addition to packing and packaging information.

### INTRANET

Consulta el stock en tiempo real y la información sobre embalaje y packing.



### AUDIOVISUAL

Access to all MUSEUM's audiovisual files as promotional tools or sources of inspiration.

### AUDIOVISUAL

Acceso a todos los archivos audiovisuales de MUSEUM como herramientas de promoción o fuentes de inspiración.



### MARKETING

A search engine for promotional tools and related downloads: catalogues, sample boards, files and display units.

### MARKETING

Búsqueda y descarga de herramientas promocionales: catálogos, paneles, carpetas y expositores.



### 3D DESIGN

Setting design and visualizer tools for use on our website.

### DISEÑO 3D

Herramientas para el diseño y renderizado de espacios directamente desde nuestra página web.




**Formats & finishes**  
*Formatos y acabados*





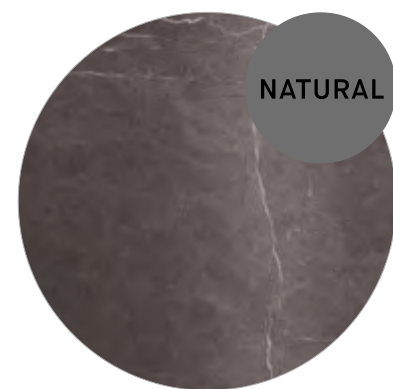
**PREMIUM POLISHED (P)**  
Polished crystal mirror finish with a perfect reflection.  
Acabado pulido con un perfecto reflejo especular.



**POLISHED (EP)**  
Polished smooth finish with a deep reflection.  
Acabado liso pulido con un profundo reflejo.



**SHAPED (SP)**  
Smooth texture, graphic perfectly coordinated with the relief.  
Textura suave, perfecta gráfica coordinada con relieve.



**NATURAL (NT)**  
Smooth and soft touch, a matte texture ideal for residential use.  
Tacto suave y liso, textura mate ideal para uso residencial.



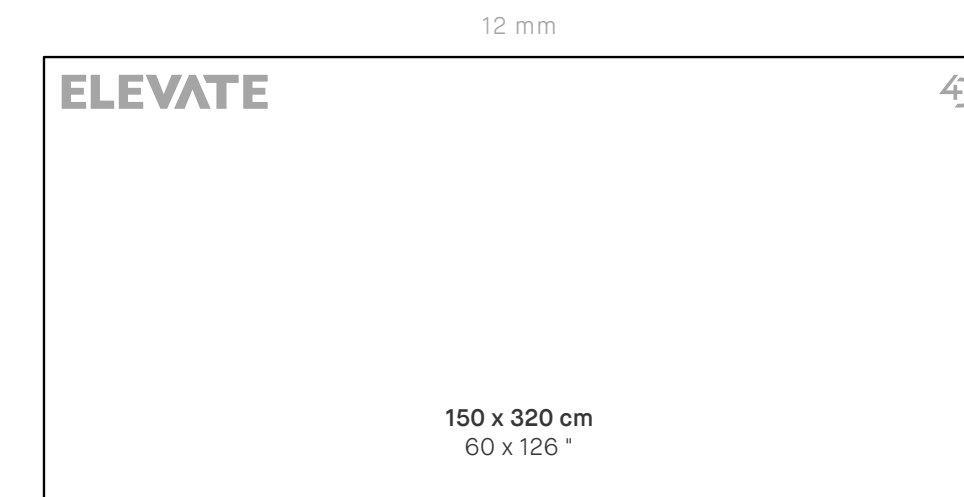
**ALL IN ONE (AS)**  
Unique surface with soft touch, perfect for both indoors and outdoors spaces.  
Superficie única de tacto sedoso, perfecta tanto para espacios de interior como de exterior.




**ANTISLIP (A)**  
Textured surface with matte finish, recommended for outdoor use and wet areas.  
Superficie texturizada mate, recomendada para uso exterior y zonas húmedas.

Collection	Page	150 x 320 60 x 126"	100 x 260 40 x 103"	100 x 180 40 x 71"	100 x 100 40 x 40"	50 x 100 20 x 40"	50 x 150 20 x 60"	24 x 151 10 x 60"	75,5 x 151 30 x 60"	60 x 120 24 x 48"	90 x 90 cm 36 x 36"	60 x 60 24 x 24"	33,3 x 100 13 x 40"
ABSOLUTE 4D	22	NT											
BRECCIA	28								EP - NT	EP - NT			
CALACATTA 4D	36	P - NT	P - NT	P - NT	P - NT								
CHICAGO	48		SP	SP	SP		SP			NT	NT - A		
CRYSTAL	64								EP	EP			
DREAMY	72			P - SP	SP				EP - AS	EP - AS			SP
DUAL	90	P	SP	P - SP	PSP				EP - NT	EP - NT			SP
ELITE	108	NT		SP					SP	SP	SP - A		SP
ETERNAL 4D	128			P - NT									
GIOIA	136									EP			
GLACIER	142								EP - NT	EP - NT	EP - NT		
GROW	150							SP					SP
HAUTE	168		SP	P - SP	SP				SP - EP	SP - EP			SP
IRON 4D	184			SP	SP	SP							
KRITIOS	194									EP			
KRON 4D	200		NT										
LAKESTONE	210								EP - AS	EP - AS	EP - AS	AS	NT
LOOK	224												NT
LUMINA	236								EP	EP			
MACCHIA VECCHIA	244								EP - NT	EP - NT			
MAINSTONE	252		NT	SP					EP - NT	EP - NT	EP - NT - A	NT	NT
MARQUINA	272								EP - NT	EP - NT			
ONIX	280								EP	EP			
OPERA	286								EP	EP			
OROBICO	294								EP	EP			
STATUARIO PLUS	306								EP - NT	EP - NT			
SUPREME	318		SP	P - SP	P - SP				EP - NT	EP - NT			NT
TORANO	336								EP - NT	EP - NT	EP - NT		
WISTMAN OAK	348										NT		

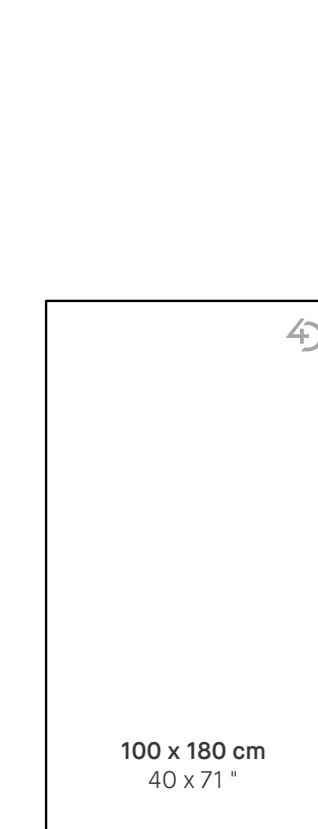
Porcelain Porcelánico



Porcelain Porcelánico




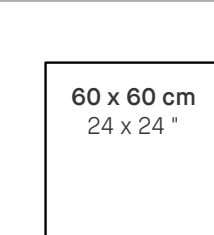
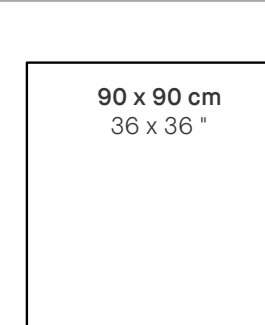
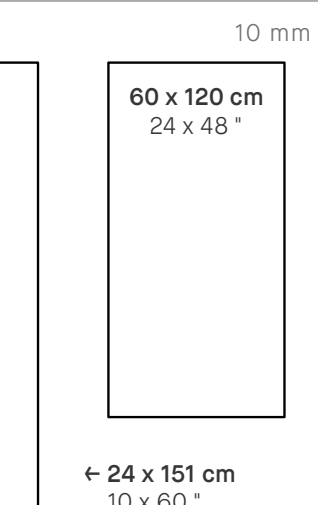
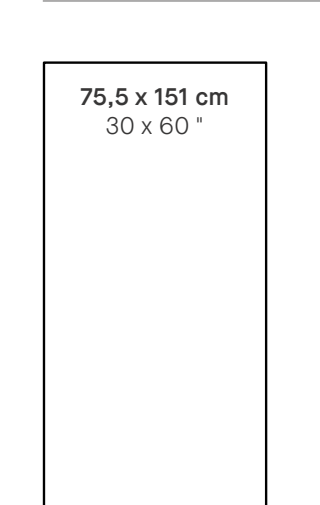
Porcelain Porcelánico



White Body Pasta Blanca



Porcelain Porcelánico












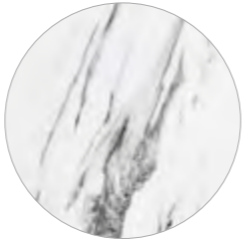

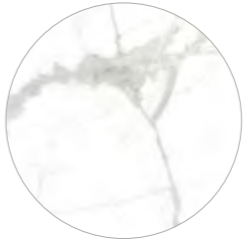
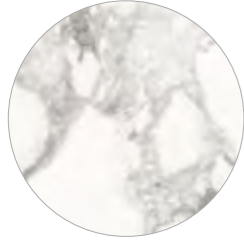









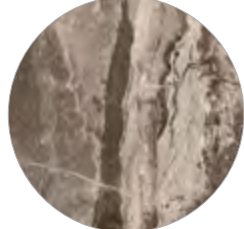
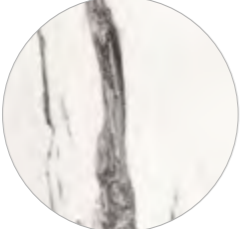




# Index

## Indice

Browse through collections  
Explorar las colecciones

ELEVATE  
WORKTOPS

	<b>22</b> ABSOLUTE 4D 		<b>28</b> BRECCIA		<b>36</b> CALACATTA 4D 		<b>48</b> CHICAGO		<b>64</b> CRYSTAL		<b>72</b> DREAMY
	<b>90</b> DUAL 		<b>108</b> ELITE 		<b>128</b> ETERNAL 4D		<b>136</b> GIOIA		<b>142</b> GLACIER		<b>150</b> GROW
	<b>168</b> HAUTE		<b>184</b> IRON 4D		<b>194</b> KRITIOS		<b>200</b> KRON 4D		<b>210</b> LAKESTONE		<b>224</b> LOOK
	<b>236</b> LUMINA		<b>244</b> MACCHIA VECCHIA		<b>252</b> MAINSTONE		<b>272</b> MARQUINA		<b>280</b> ONIX		<b>286</b> OPERA
	<b>294</b> OROBICO		<b>306</b> STATUARIO PLUS		<b>318</b> SUPREME		<b>336</b> TORANO		<b>348</b> WISTMAN OAK		

# Absolute 4D *collection*

**ELEVATE**



Absolute is a collection inspired by Saint Laurent marble, with a black background that contrasts with the irregular white and copper veins strewn across its surface. Thanks to its unique design and the smooth feel of its Natural finish, Absolute is perfect for creating living spaces with stylish elegance and a touch of warmth and colour.

Available in a 12 mm-thick 150x320 cm format.

La colección Absolute, se inspira en el mármol Saint Laurent, donde su fondo negro contrasta con un veteado blanco y cobrizo distribuido de forma irregular. Su estética singular junto con la suavidad del acabado natural, la convierte en una candidata perfecta para recrear espacios elegantes, con un toque de color y calidez.

Superficie disponible en formato 150x320 cm con 12 mm de espesor.



Formats Formatos

**ELEVATE**



150x320 cm  
60x126 "

12 mm

Shade variation: V1

FINISHES

**NATURAL**


Natural

COLOURS

Black

# ELEVATE

THE ULTIMATE KITCHEN WORKTOPS



		Porcelain Porcelánico
		150x320 cm 60x126 "
Thickness Espesor		12 mm
Patterns Gráficas		1
<b>BLACK</b>	Natural (NT)	<b>32064</b> M107



© ABSOLUTE BLACK NT/150X320

# Breccia *collection*





BRECCIA's white marble background is covered in a rich combination of grey, black, copper and golden shades. The beauty of its varying design brings an aura of select sophistication to settings.

The collection comes in 75,5x151 cm or 60x120 cm format in a Polished or Natural finish. Thanks to its different choice of formats and finishes, settings of exquisite beauty can be created.

Sobre el fondo blanco mármoleo, destaca una rica gráfica de tonos grises, negros, cobres y dorados, que componen la colección BRECCIA. La belleza de su variado diseño permite crear espacios de lo más distinguidos y sofisticados.

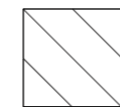
Disponible en formato 75,5x151 cm y 60x120 cm, en Polished y Natural. Gracias a su diversidad de formatos y acabados, se pueden lograr estancias de lo más cuidadas.



Special Pieces Piezas Especiales

D. DIAGONALE TRI.

30x30 cm  
11.8x11.8"



29,9x25,7 cm  
11.8x10.1"



Formats Formatos



Shade variation: V2



FINISHES

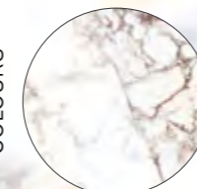


Polished

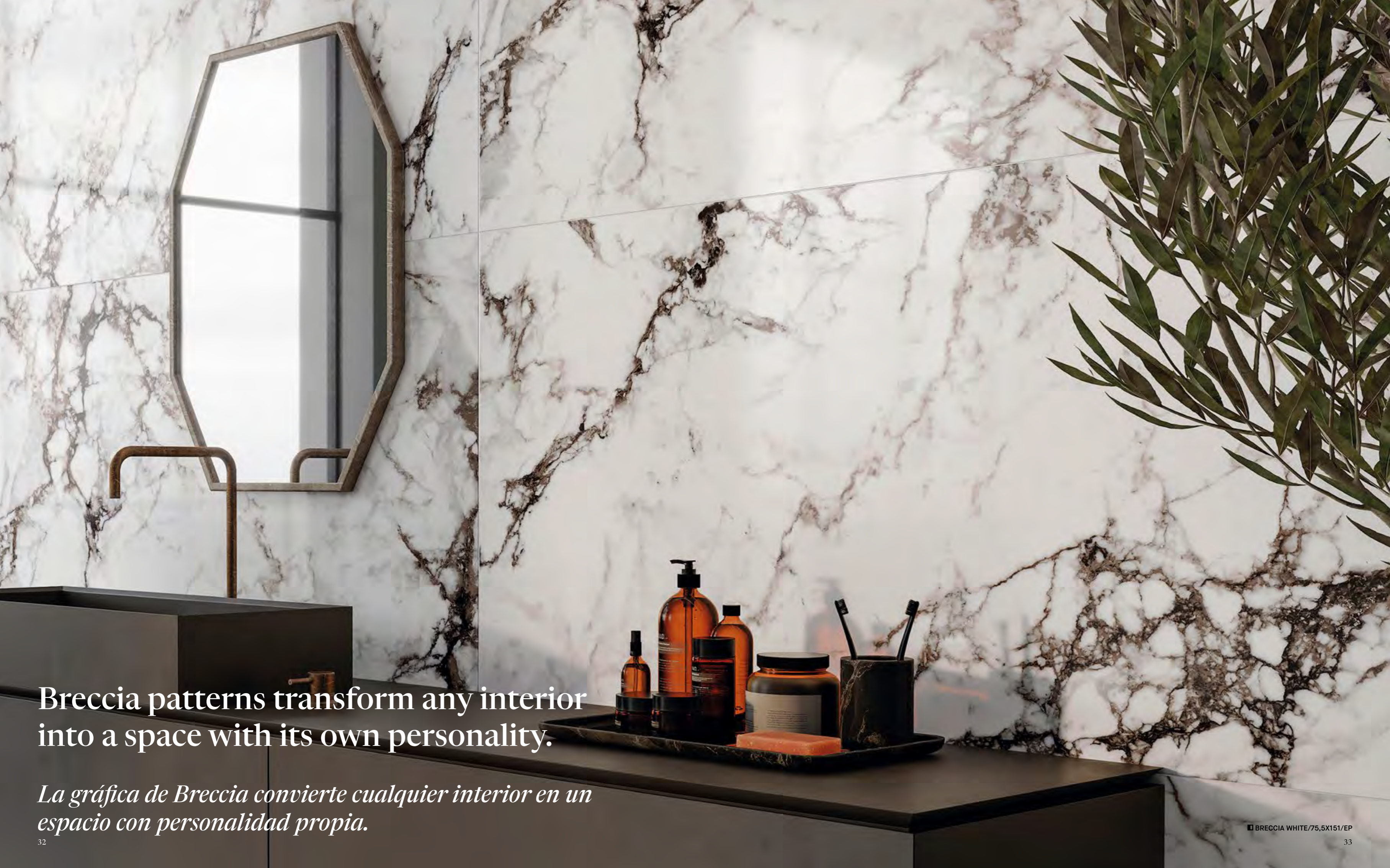


Natural

COLOURS



White



Breccia patterns transform any interior into a space with its own personality.

*La gráfica de Breccia convierte cualquier interior en un espacio con personalidad propia.*





PATTERNS VARIETY VARIEDAD GRÁFICA BRECCIA WHITE 60x120 cm FORMAT BRECCIA WHITE FORMATO 60x120 cm


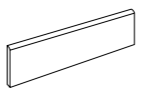
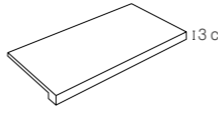
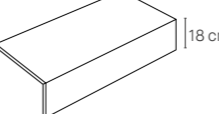
## FORMATS FORMATOS

		Porcelain Porcelánico	
		75,5x151 cm 30x60 "	60x120 cm 24x48 "
Thickness Espesor		10 mm	
Patterns Gráficas		13	13
WHITE	Polished (EP)	28565 M58	28566 M40
	Natural (NT)	28567 M59	28568 M66

## SPECIAL PIECES PIEZAS ESPECIALES

Porcelain Porcelánico (10 mm)				Porcelain Porcelánico (10 mm)			
TRI.		29,9x25,7 cm 11.8x10.1 "		D. DIAGONALE		30x30 cm 11.8x11.8 "	
	WHITE	Polished (EP)	29273 U34		BRECCIA WHITE MARQUINA BLACK	Polished (EP)	29173 U51
		Natural (NT)	29274 U34			Natural (NT)	29187 U51

## COMPLEMENTARY PIECES PIEZAS COMPLEMENTARIAS

S.K.I. S.K.D.		SKIRTING			
		8x30 cm 3.1x11.8 "			
		8x75,5 cm 3.1x29.7 "	8x60 cm 3.1x23.6 "		
Polished (EP)	U53	Polished (EP)	U43	U35	
Natural (NT)	U53	Natural (NT)	U43	U35	
STAIR TREADS					
TECHNICAL (PT)		SEAMLESS (PL/18)			
					
13 cm		18 cm			
		30x151 cm 11.8x59.4 "	30x120 cm 11.8x47.2 "	30x75,5 cm 11.8x29.7 "	30x60 cm 11.8x23.6 "
Polished (EP)		U86	U75	U76	U54
Natural (NT)		U80	U75	U70	U54

## TECHNICAL DATA DATOS TÉCNICOS

	DIN 51130	DIN 51097	UNE-41901 EX	BS 7976-2 (PTV)	ANSI A137.1 (DCOF)
Natural (NT)	R9	-	Class 1	+36 Wet	>0,42 Wet

Scan and discover the BRECCIA collection:



# Calacatta 4D *collection*



[Back to INDEX](#)  
[Volver al INCIDE](#)

Developed using MUSEUM's cutting-edge 4D TECH technology, the CALACATTA 4D collection stands out for its ultra-white background and exclusive pattern, inspired by Calacatta marble.

The field tiles come in 100x260 cm format in a Premium Polished or Natural finish, in a choice of two colours: Extra White and Extra Gold. There is also a bookmatch model, as an accompanying decorative feature. And it is also available in the Extra White color in 180x100 cm and 100x100 cm formats, both in Natural and Premium Polished finish.

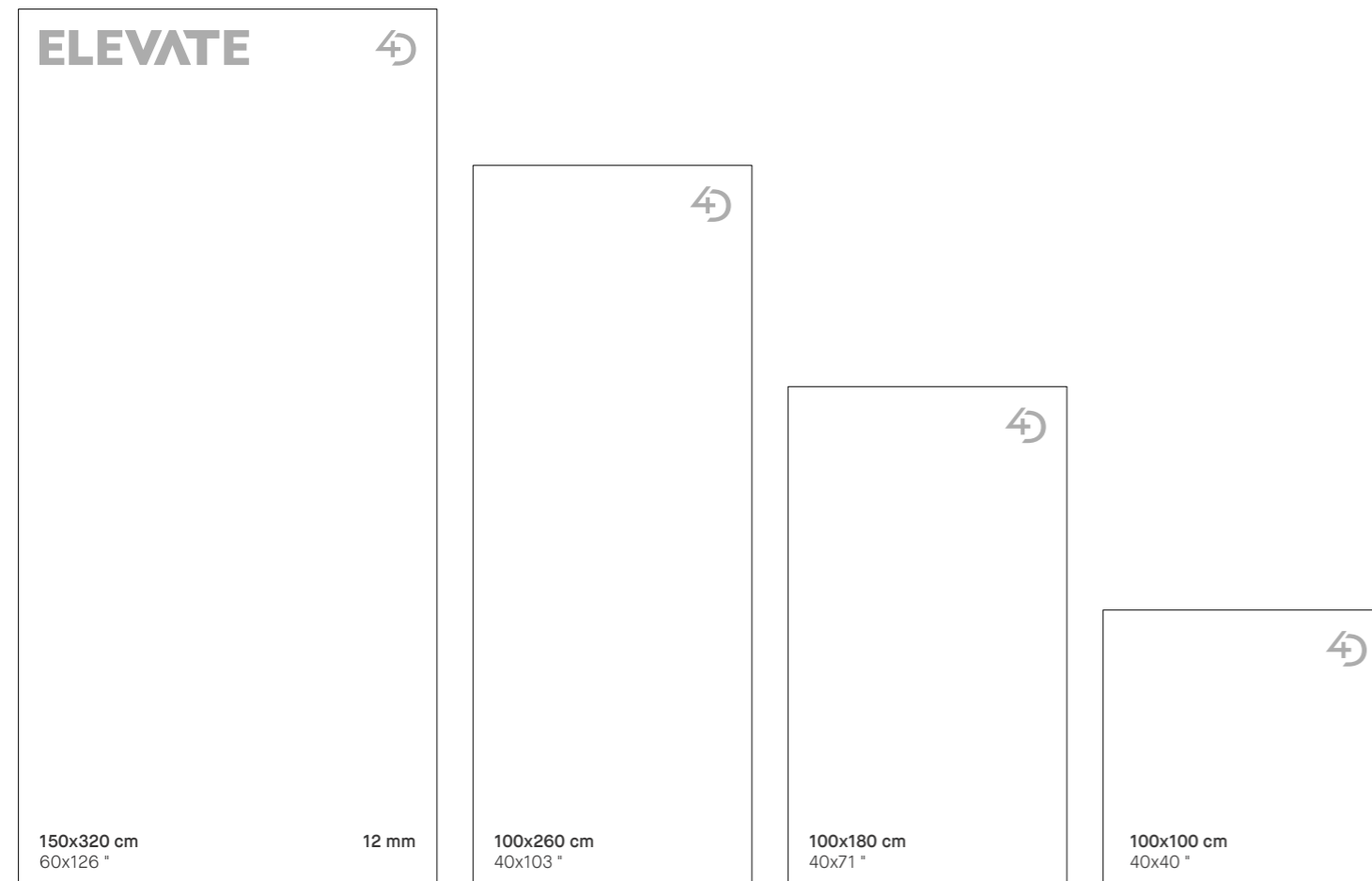
This collection has now been extended with a 12 mm thickness worktop solution, available in both colours and finishes options, including the respective bookmatch versions.

Desarrollada con la última tecnología MUSEUM 4D TECH, la colección CALACATTA 4D destaca por su base extra blanca y su exclusiva gráfica inspirada en el mármol Calacatta.


Su base se encuentra disponible en formato 100x260 cm en acabado Pulido premium y Natural, en dos versiones de color: Extra White y Extra Gold, además de ir acompañada con su correspondiente 'book match' como elemento decorativo. Y también está disponible el color Extra White en formatos 100x180 cm y 100x100 cm, tanto en acabado Natural como Premium Polished.

Dicha colección se amplía con la solución de encimera 12mm, también en las dos tonalidades Extra White y Extra Gold, y en los acabados Natural y Premium Polished, junto con sus respectivas versiones en bookmatch.

Formats Formatos



Shade variation: V1





**The BookMatch effect adds an original touch to your home.**

*El efecto BookMatch dará un toque original a tu casa.*

**ELEVATE**



# ELEVATE

THE ULTIMATE KITCHEN WORKTOPS



Porcelain Porcelánico

150x320 cm  
60x126 "

BOOK MATCH

Thickness Espesor		12 mm	12 mm	
Patterns Gráficas		2	A	B
EXTRA WHITE	Premium Polished (P)	32052 M109	32048 M109	32049 M109
	Natural (NT)	32058 M108	32054 M108	32055 M108
EXTRA GOLD	Premium Polished (P)	32053 M109	32050 M109	32051 M109
	Natural (NT)	32059 M108	32056 M108	32057 M108


Book Match option 1

Book Match option 2



© CALACATTA EXTRA WHITE NT/150X320





PATTERNS VARIETY VARIEDAD GRÁFICA CALACATTA WHITE 100x180 cm FORMAT CALACATTA WHITE FORMATO 100x180 cm

## FORMATS FORMATOS

		Porcelain Porcelánico		
		100x260 cm 40x103 "	100x180 cm 40x71 "	100x100 cm 40x40 "
Thickness Espesor		6 mm	8 mm	
Patterns Gráficas		4	20	20
EXTRA WHITE	Premium Polished (P)	27848 M87	24203 M76	24206 M70
	Natural (NT)	28715 M95	23211 M75	23977 M69
EXTRA GOLD	Premium Polished (P)	27942 M87	-	-
	Natural (NT)	28716 M95	-	-

Porcelain Porcelánico

BOOK MATCH 100x260 cm 40x103 "

EXTRA WHITE	Premium Polished (P)	A	27852 M88
		B	27853 M88
	Natural (NT)	A	29370 M100
		B	29371 M100
EXTRA GOLD	Premium Polished (P)	A	27943 M88
		B	27944 M88
	Natural (NT)	A	28448 M100
		B	28449 M100

Book Match option 1



Book Match option 2



## COMPLEMENTARY PIECES PIEZAS COMPLEMENTARIAS

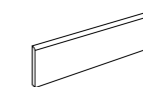
S.K.I. S.K.D.



8x30 cm  
3.1x11.8 "

Premium Polished (P)	U53
Natural (NT)	U53

SKIRTING



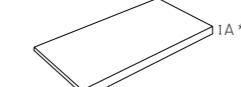
8x100 cm  
3.1x39.4 "

Premium Polished (P)	U48
Natural (NT)	U45

STAIR TREADS

TECHNICAL (PT)

SEAMLESS (PL/18)



30x180 cm  
11.8x70.8 "

Premium Polished (P)	U90	U74
Natural (NT)	U90	U74

\* When thickness is 6 mm, A = 18 mm; when 8 mm, then A = 24 mm; when 10 mm, then A = 30 mm.  
\* Cuando el espesor es 6 mm, A = 18 mm; cuando es 8 mm, A = 24 mm; cuando es 10 mm, A = 30 mm.

## TECHNICAL DATA DATOS TÉCNICOS

	DIN 51130	DIN 51097	UNE-41901 EX	BS 7976-2 (PTV)	ANSI A137.1 (DCOF)
Natural (NT)	-	-	Class 1	-	>0,42 Wet

Scan and discover the CALACATTA 4D collection:



# Chicago *collection*




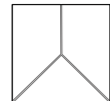
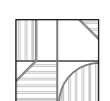
The CHICAGO collection features a restful looking stone pattern with a nebulous appearance, where one shade merges into the next, lending it a chic modern appearance.

It comes in a choice of four natural looking shades (Cloud, Road, Mocha and Moon) in a wide variety of formats (100x260 cm, 100x180 cm, 100x100cm, 60x120 cm and 90x90 cm) and a Shaped, Natural or Antislip finish. The collection also features a 50x150 cm model, made with brand new 4D WALL technology, conceived to bring an added natural appeal to living spaces, thanks to its size and unparalleled Shaped finish.


La colección CHICAGO representa una piedra calmada, cuya gráfica nebulosa se entremezcla tono sobre tono, adquiriendo un estilo de lo más contemporáneo.

Sus tonalidades naturales son 4: Cloud, Road, Mocha y Moon. En una gran variedad de formatos como son 100x260 cm, 100x180 cm, 100x100 cm, 60x120 cm, 90x90 cm, en acabados Shaped, Natural y Antislip. Además, se incorpora una nueva tecnología 4D WALL en formato 50x150 cm, para aportar mayor naturalidad a los espacios gracias a su dimensión y su acabado Shaped por excelencia.

Special Pieces Piezas Especiales

D. MOSAIC	D. MIX	D. GEO
30x30 cm 11.8x11.8 "	30x30 cm 11.8x11.8 "	<i>White Body</i> 25x25 cm 9.8x9.8 "
		

Formats Formatos



Shade variation: V2





Chicago features a stone-looking pattern  
that empowers any chic space.

*Chicago representa una gráfica pétrea que potencia  
cualquier espacio elegante.*





■ CHICAGO CLOUD DECOR SP/50X150/R



■ CHICAGO CLOUD DECOR SP/50X150/R





PATTERNS VARIETY VARIEDAD GRÁFICA CHICAGO MOCHA 60x120 cm FORMAT CHICAGO MOCHA FORMATO 60x120 cm

## FORMATS FORMATOS

		Porcelain Porcelánico				White Body Pasta Blanca		
		100x260 cm 40x103 "	100x180 cm 40x71 "	100x100 cm 40x71 "	60x120 cm 24x48 "	90x90 cm 36x36 "	50x150 cm 20x60 "	50x150 cm 20x60 " DECOR
Thickness Espesor		6 mm	8 mm		10 mm		7,5 mm	
Patterns Gráficas		10	10	10	20	12	18	18
CLOUD	Shaped (SP)	31848 M90	31758 M94	31824 M93	-	-	31967 M105	31971 M106
	Natural (NT)	-	-	-	31767 M101	31883 M102	-	-
	Antislip (A)	-	-	-	-	31887 M81	-	-
ROAD	Shaped (SP)	31851 M90	31759 M94	31827 M93	-	-	31969 M105	31974 M106
	Natural (NT)	-	-	-	31769 M101	31886 M102	-	-
	Antislip (A)	-	-	-	-	31888 M81	-	-
MOCHA	Shaped (SP)	31849 M90	31820 M94	31825 M93	-	-	31968 M105	31972 M106
	Natural (NT)	-	-	-	31821 M101	31884 M102	-	-
	Antislip (A)	-	-	-	-	31889 M81	-	-
MOON	Shaped (SP)	31850 M90	31760 M94	31826 M93	-	-	31970 M105	31973 M106
	Natural (NT)	-	-	-	31768 M101	31885 M102	-	-
	Antislip (A)	-	-	-	-	31890 M81	-	-

## TECHNICAL DATA DATOS TÉCNICOS

	DIN 51130	DIN 51097	UNE-41901 EX	BS 7976-2 (PTV)	ANSI A137.1 (DCOF)
Shaped (SP)	-	-	Class 1	-	>0,42 Wet
Natural (NT)	R10	A + B	Class 2	+36 Wet	>0,42 Wet
Antislip (A)	R11	A + B + C	Class 3	+36 Wet	>0,42 Wet

Scan and discover the CHICAGO collection:













## SPECIAL PIECES PIEZAS ESPECIALES

\* Only suitable for wall installations.  
\* Adecuado únicamente como revestimiento.



Porcelain Porcelánico (10 mm)

D. MOSAIC 30x30 cm 11.8x11.8 "			
	CLOUD	Natural (NT)	32200 U36
	ROAD	Natural (NT)	32201 U36
	MOCHA	Natural (NT)	32202 U36
	MOON	Natural (NT)	32203 U36

White Body Pasta Blanca (7,5 mm)

* D. GEO 25x25 cm 9.8x9.8 "			
	CLOUD	Shaped (SP)	32195 U58
	ROAD	Shaped (SP)	32196 U58
	MOCHA	Shaped (SP)	32197 U58
	MOON	Shaped (SP)	32198 U58

Porcelain Porcelánico (10 mm)


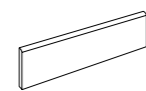
D. MIX 30x30 cm 11.8x11.8 "			
	CHICAGO MOON GROW DOLPHIN HAUTE WHITE	Natural (NT) Shaped (SP) Shaped (SP)	32073 U55
	DUAL WHITE GROW KALUA CHICAGO MOCHA	Natural (NT) Shaped (SP) Natural (NT)	32072 U55



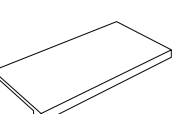
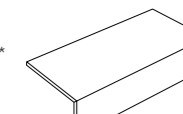
CHICAGO ROAD/90X90/A/C/R & P.V.CHICAGO ROAD/20X90/A/C/R & ANG.P.V.CHICAGO ROAD/20X90/A/C/R & E.P.V.CHICAGO ROAD/20X90/A/C/R & REJ.CHICAGO ROAD/15X45/A/C/R & ANG.REJ.CHICAGO ROAD/15X45/A/C/R & D.CHICAGO ROAD MOSAIC SP/25X25 & PL/18 CHICAGO ROAD/30X90

## COMPLEMENTARY PIECES PIEZAS COMPLEMENTARIAS

S.K.I. S.K.D. SKIRTING

S.K.I. S.K.D.		SKIRTING			
	8x30 cm 3.1x11.8 "		8x100 cm 3.1x39.4 "	8x90 cm 3.1x35.4 "	8x60 cm 3.1x23.6 "
Shaped (SP)	U53	Shaped (SP)	U45	-	-
Natural (NT)	U53	Natural (NT)	-	U44	U35
Antislip (A)	U53	Antislip (A)	-	U44	-

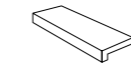
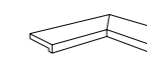
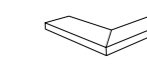


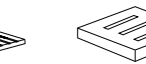
STAIR TREADS

TECHNICAL (PT)		SEAMLESS (PL/18)						
	IA**		18 cm	30x180 cm 11.8x70.8 "	30x120 cm 11.8x47.2 "	30x100 cm 11.8x39.4 "	30x90 cm 11.8x35.4 "	30x60 cm 11.8x23.6 "
Shaped (SP)		U90	-	U74	-	-		
Natural (NT)		-	U75	-	U76	U54		
Antislip (A)		-	-	-	U76	-		

\*\* When thickness is 6 mm, A = 18 mm; when 8 mm, then A = 24 mm; when 10 mm, then A = 30 mm.  
\*\* Cuando el espesor es 6 mm, A = 18 mm; cuando es 8 mm, entonces A = 24 mm; cuando es 10 mm, entonces A = 30 mm.

## POOL PIECES PIEZAS DE PISCINA

Porcelain Porcelánico

						
	P.V. (POOL COPING)	ANG.P.V. (POOL COPING INTERNAL CORNER)	E.P.V. (POOL COPING EXTERNAL CORNER)	REJ. (DRAINAGE GRATE)	ANG.REJ. (ANGLE CORNER DRAINAGE GRATE)	T.REJ. (SQUARE CORNER DRAINAGE GRATE)
	20x90x1 cm 8x35.4x0.4 "	20x90x1 cm 8x35.4x0.4 "	20x90x1 cm 8x35.4x0.4 "	15x45x2,3 cm 6x17.7x0.9 "	15x45x2,3 cm 6x17.7x0.9 "	15x15x2,3 cm 6x6x0.9 "

		32228 M81	32232 M75	32236 M75	32240 M54	32244 M75	32248 M71
CLOUD	Antislip (A)						
ROAD	Antislip (A)	32229 M81	32233 M75	32237 M75	32241 M54	32245 M75	32249 M71
MOCHA	Antislip (A)	32230 M81	32234 M75	32238 M75	32242 M54	32246 M75	32250 M71
MOON	Antislip (A)	32231 M81	32235 M75	32239 M75	32243 M54	32247 M75	32251 M71

# Crystal *collection*



CRYSTAL reproduces the profundity of quartz, with all the realism of the genuine article. The subtle veins in its select design give it a delicate personality.

The collection comes in a choice of two colours able to infuse settings with subtle beauty: White, synonymous with soothing luminosity; and Thunder, a warmer option. Its 75,5x151 cm and 60x120 cm formats come in a single Polished finish.

Cuando la profundidad gráfica de un cuarzo se plasma como en la naturaleza surge CRYSTAL, un diseño especial que con su ligero veteado aporta personalidad y sensibilidad al mismo tiempo.

Su tono White representa la calma y claridad a los espacios, mientras que el tono Thunder representa el carácter cálido de los mismos, ambos permiten convertir cualquier espacio en delicado y fino. Se encuentra disponible en 75,5x151 cm y 60x120 cm, en un único acabado Polished.



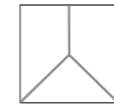
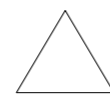
Special Pieces Piezas Especiales

TRI.

D. MIX

29,9x25,7 cm  
11.8x10.1 \*

30x30 cm  
11.8x11.8 \*



Formats Formatos



75,5x151 cm  
30x60 \*



60x120 cm  
24x48 \*


Shade variation: V2

FINISHES




Polished

COLOURS



White



Thunder



**A strong graphic like Crystal's combines with any calm texture.**

*Una gráfica intensa como la del Crystal combina con cualquier textura calmada.*



PATTERNS VARIETY VARIEDAD GRÁFICA CRYSTAL WHITE 75,5x151 cm FORMAT CRYSTAL WHITE FORMATO 75,5x151 cm

## FORMATS FORMATOS

		Porcelain Porcelánico	
		75,5x151 cm 30x60 "	60x120 cm 24x48 "
Thickness Espesor		10 mm	
Patterns Gráficas		15	14
	Polished (EP)	<b>28563</b> M58	<b>28561</b> M40
	Polished (EP)	<b>28564</b> M58	<b>28562</b> M40

## SPECIAL PIECES PIEZAS ESPECIALES

Porcelain Porcelánico (10 mm)				Porcelain Porcelánico (10 mm)			
TRI.	29,9x25,7 cm 11.8x10.1 "			D. MIX	30x30 cm 11.8x11.8 "		
	WHITE	Polished (EP)	<b>29171</b> U34		CRYSTAL WHITE CRYSTAL THUNDER MARQUINA BLACK	Polished (EP)	<b>29172</b> U51
	THUNDER	Polished (EP)	<b>29170</b> U34				

## COMPLEMENTARY PIECES PIEZAS COMPLEMENTARIAS

S.K.I.	S.K.D.	SKIRTING	
		8x30 cm 3.1x11.8 "	8x75,5 cm 3.1x29.7 "    8x60 cm 3.1x23.6 "
Polished (EP)	U53	Polished (EP)	U43    U35
STAIR TREADS			
TECHNICAL (PT)	SEAMLESS (PL/18)		
		30x151 cm 11.8x59.4 "	30x120 cm 11.8x47.2 "    30x75,5 cm 11.8x29.7 "    30x60 cm 11.8x23.6 "
Polished (EP)		U86	U75    U76    U54

Scan and discover the CRYSTAL collection:



# Dreamy *collection*



[Back to INDEX](#)  
[Volver al INCIDE](#)

DREAMY is a collection that conjures up images of the home of your dreams. It can be used in a wide variety of applications, with a personal twist as unique as each individual dream.

The collection's design is inspired by Illusion Bronze marble, further enhanced by a set of stone conglomerates, which lend its rich veined pattern a fascinating depth. Dreamy comes in two pale shades –Cloud, in a colder shade, and Desert, in a warmer one– and two darker colours with more shade variation –Road, in warm grey shades, and Mocha, in dark brown ones–.

The collection is available in a 100x180 cm, 100x100 cm, 75,5x151 cm, 60x120 cm or 33,3x100 cm format in a choice of a Premium Polished, Shaped, Polished or All In One finish.

La colección DREAMY nos traslada a la casa de nuestros sueños, permitiéndonos crear infinitas aplicaciones tan variadas y personales como la propia esencia de los sueños.

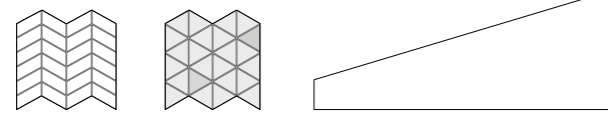
Su gráfica inspirada en el mármol Illusion Bronze se ve potenciada por un conjunto de conglomerados pétreos que le aportan profundidad en su rico veteado. Sus tonalidades se agrupan en dos tonos claros –uno más frío y otro más cálido– que serían Cloud y Desert, y dos tonos más oscuros –que contienen mayor variedad cromática– como son Road y Mocha, gris cálido y marrón intenso.

Disponible en los formatos 100x180 cm, 100x100 cm, 75,5x151 cm, 60x120 cm y 33,3x100 cm, y con una gran variedad de acabados como son Premium Polished, Shaped, Polished y All In One.

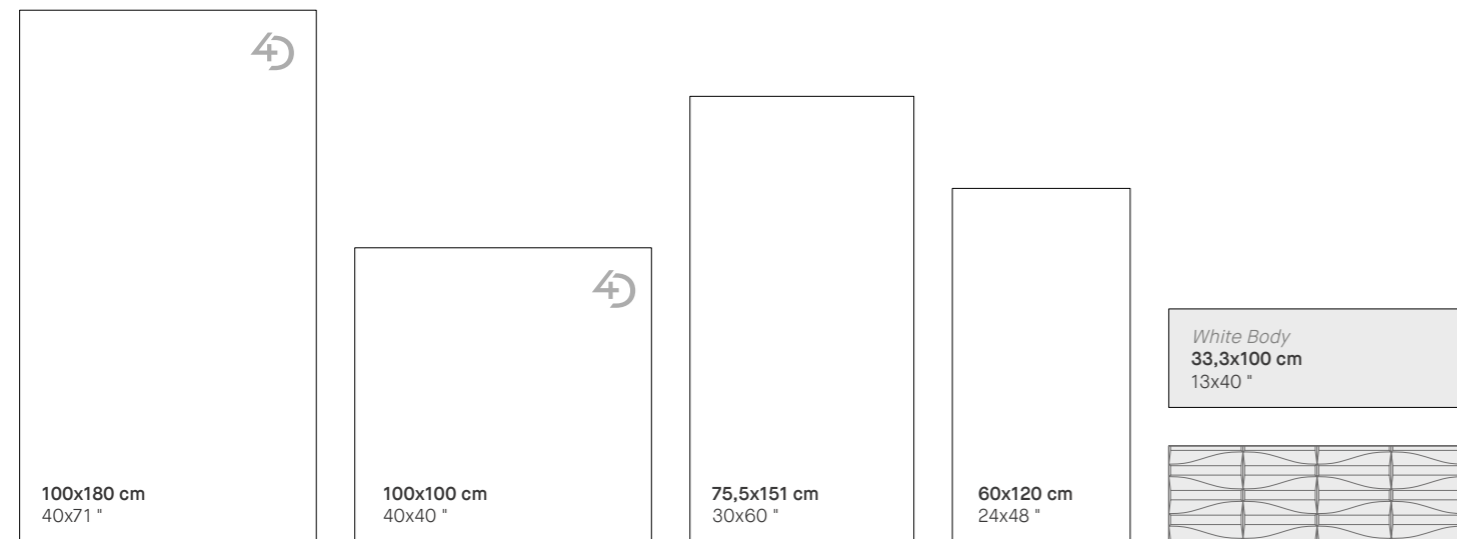
Special Pieces Piezas Especiales

D. ARROW D. TRIANGLE D. SLASH

30x30 cm 11.8x11.8 \*  
 29x29 cm 11.4x11.4 \*  
 40x100 cm 15.75x39.4 \*



Formats Formatos

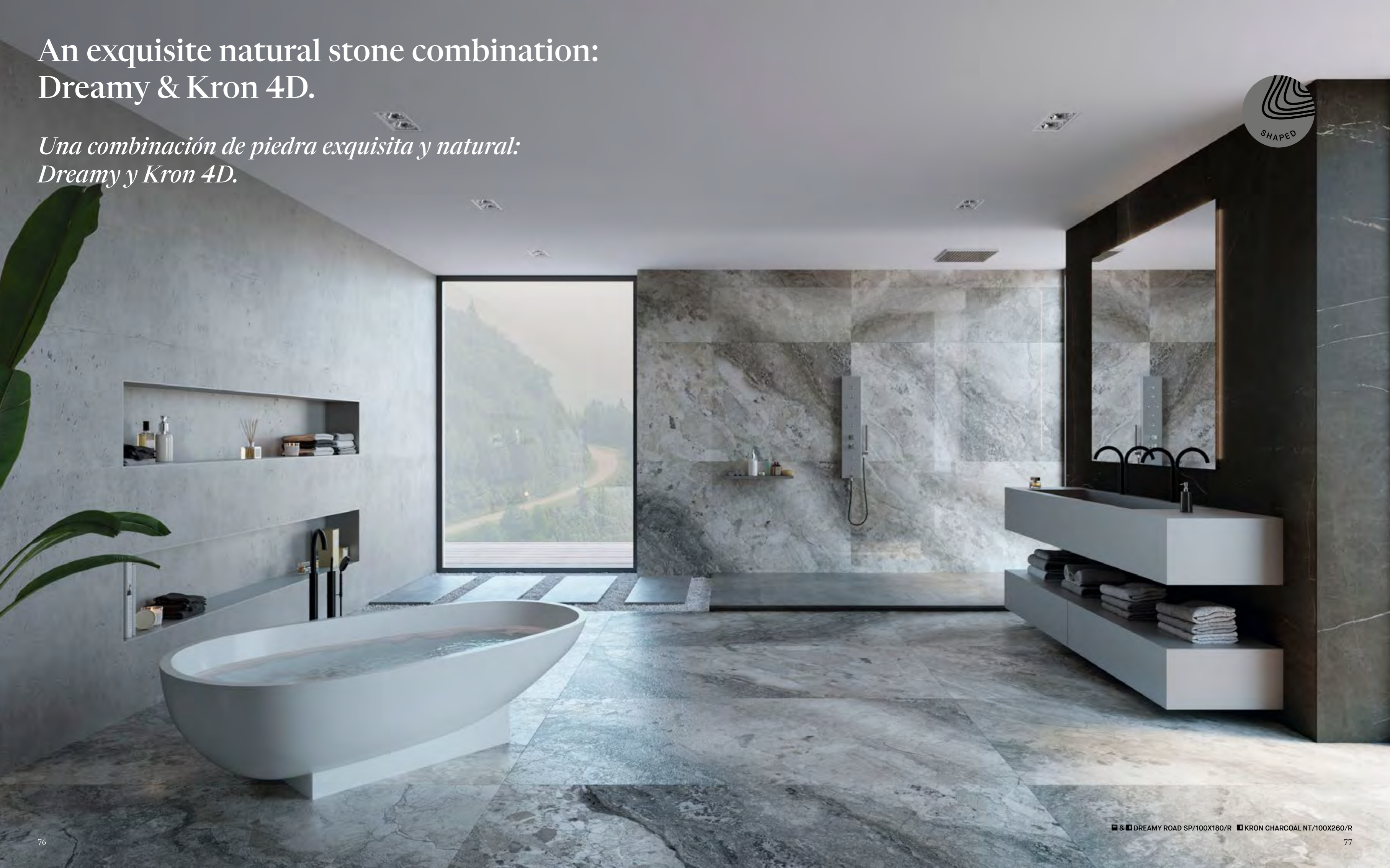


Shade variation: V2



# An exquisite natural stone combination: Dreamy & Kron 4D.

*Una combinación de piedra exquisita y natural:  
Dreamy y Kron 4D.*











■ DREAMY DESERT SP/100X100/R ■ DREAMY DESERT DECOR SP/33,3X100/R



DREAMY DESERT DECOR SP/33,3X100/R





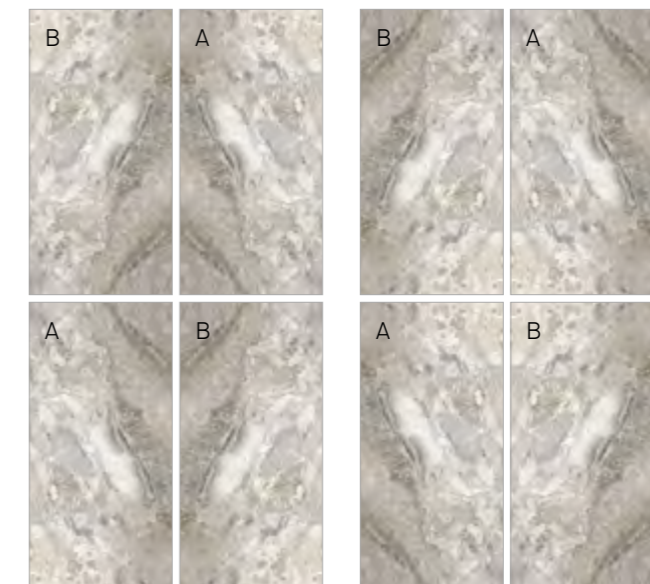
PATTERNS VARIETY VARIEDAD GRÁFICA DREAMY MOCHA 60x120 cm FORMAT DREAMY MOCHA FORMATO 60x120 cm

## FORMATS FORMATOS

		Porcelain Porcelánico				White Body Pasta Blanca	
		100x180 cm 40x71"	100x100 cm 40x71"	75,5x151 cm 30x60"	60x120 cm 24x48"	33,3x100 cm 13x40"	33,3x100 cm 13x40" DECOR
Thickness Espesor		8 mm		10 mm		10,5 mm	
Patterns Gráficas		10	12	16	25	20	10
CLOUD	Premium Polished (P)	<b>29785</b> M76	-	-	-	-	-
	Shaped (SP)	<b>29773</b> M94	<b>29790</b> M93	-	-	<b>30299</b> M96	<b>30301</b> M97
	Polished (EP)	-	-	<b>27362</b> M58	<b>27358</b> M40	-	-
	All in One (AS)	-	-	<b>27364</b> M92	<b>27360</b> M91	-	-
DESERT	Premium Polished (P)	<b>30286</b> M76	-	-	-	-	-
	Shaped (SP)	<b>29771</b> M94	<b>30284</b> M93	-	-	<b>30294</b> M96	<b>30300</b> M97
	Polished (EP)	-	-	<b>30288</b> M58	<b>30142</b> M40	-	-
	All in One (AS)	-	-	<b>30282</b> M92	<b>30279</b> M91	-	-
ROAD	Premium Polished (P)	<b>29786</b> M76	-	-	-	-	-
	Shaped (SP)	<b>29780</b> M94	<b>29787</b> M93	-	-	-	-
	Polished (EP)	-	-	<b>27361</b> M58	<b>27357</b> M40	-	-
	All in One (AS)	-	-	<b>27363</b> M92	<b>27359</b> M91	-	-
MOCHA	Premium Polished (P)	<b>30287</b> M76	-	-	-	-	-
	Shaped (SP)	<b>29772</b> M94	<b>30285</b> M93	-	-	-	-
	Polished (EP)	-	-	<b>30289</b> M58	<b>30143</b> M40	-	-
	All in One (AS)	-	-	<b>30283</b> M92	<b>30278</b> M91	-	-

Book Match option 1

Book Match option 2



Porcelain Porcelánico

BOOK MATCH 75,5x151 cm 30x60"

ROAD	Polished (EP)	A	<b>30292</b> M35
		B	<b>30293</b> M35
MOCHA	Polished (EP)	A	<b>30290</b> M35
		B	<b>30291</b> M35

## SPECIAL PIECES PIEZAS ESPECIALES

\* Only suitable for wall installations.  
\* Adecuado únicamente como revestimiento.

Porcelain Porcelánico (10 mm)

D. ARROW 30x30 cm 11.8x11.8 "			
	CLOUD	Polished (EP)	30375 U64
		All in One (AS)	30371 U64
	DESERT	Polished (EP)	30376 U64
		All in One (AS)	30372 U64
	ROAD	Polished (EP)	30377 U64
		All in One (AS)	30374 U64
	MOCHA	Polished (EP)	30378 U64
		All in One (AS)	30373 U64

Porcelain Porcelánico (8 mm)

D. SLASH 40x100 cm 15.75x39.4 "			
	CLOUD	Premium Polished (P)	30367 U69
		Shaped (SP)	30363 U68
	DESERT	Premium Polished (P)	30368 U69
		Shaped (SP)	30364 U68
	ROAD	Premium Polished (P)	30370 U69
		Shaped (SP)	30366 U68
	MOCHA	Premium Polished (P)	30369 U69
		Shaped (SP)	30365 U68

White Body Pasta Blanca (10,5 mm)

• D. TRIANGLE 29x29 cm 11.4x11.4 "

	CLOUD	Shaped (SP)	30360 U55
	DESERT	Shaped (SP)	30361 U55

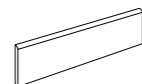
## COMPLEMENTARY PIECES PIEZAS COMPLEMENTARIAS

S.K.I. S.K.D.



8x30 cm  
3.1x11.8 "

SKIRTING

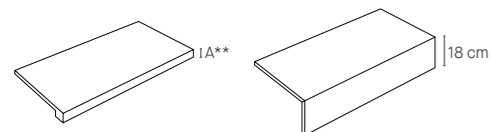


8x100 cm 8x75,5 cm 8x60 cm  
3.1x39.4 " 3.1x29.7 " 3.1x23.6 "

Premium Polished (P)	U53	Premium Polished (P)	U48	-	-
Polished (EP)	U53	Polished (EP)	-	U43	U35
Shaped (SP)	U53	Shaped (SP)	U45	-	-
All in One (AS)	U53	All in One (AS)	-	U43	U35

STAIR TREADS

TECHNICAL (PT) SEAMLESS (PL/18)



30x180 cm 30x151 cm 30x120 cm 30x100 cm 30x75,5 cm 30x60 cm  
11.8x70.8 " 11.8x59.4 " 11.8x47.2 " 11.8x39.4 " 11.8x29.7 " 11.8x23.6 "

Premium Polished (P)	U90	-	-	U74	-	-
Polished (EP)	-	U86	U75	-	U76	U54
Shaped (SP)	U90	-	-	U74	-	-
All in One (AS)	-	U80	U75	-	U70	U54

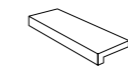
\*\* When thickness is 8 mm, A = 24 mm;  
when 10 mm, then A = 30 mm.  
\*\* Cuando el espesor es 8 mm, A = 24 mm;  
cuando es 10 mm, entonces A = 30 mm.



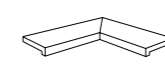
■ DREAMY CLOUD AS/60X120/C/R

## POOL PIECES PIEZAS DE PISCINA

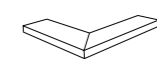
Porcelain Porcelánico



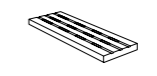
P.V.  
(POOL COPING)  
20x90x1 cm  
8x35.4x0.4 "



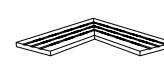
ANG.P.V.  
(POOL COPING  
INTERNAL CORNER)  
20x90x1 cm  
8x35.4x0.4 "



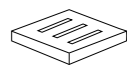
E.P.V.  
(POOL COPING  
EXTERNAL CORNER)  
20x90x1 cm  
8x35.4x0.4 "



REJ.  
(DRAINAGE GRATE)  
15x45x2,3 cm  
6x17.7x0.9 "



ANG.REJ.  
(ANGLE CORNER  
DRAINAGE GRATE)  
15x45x2,3 cm  
6x17.7x0.9 "



T.REJ.  
(SQUARE CORNER  
DRAINAGE GRATE)  
15x15x2,3 cm  
6x6x0.9 "

CLOUD	All in One (AS)	30401 U61	30405 U70	30409 U70	30413 U54	30417 U75	30418 U71
DESERT	All in One (AS)	30402 U61	30406 U70	30410 U70	30414 U54	30422 U75	30419 U71
ROAD	All in One (AS)	30404 U61	30408 U70	30412 U70	30416 U54	30424 U75	30421 U71
MOCHA	All in One (AS)	30403 U61	30407 U70	30411 U70	30415 U54	30423 U75	30420 U71

## TECHNICAL DATA DATOS TÉCNICOS

	DIN 51130	DIN 51097	UNE-41901 EX	BS 7976-2 (PTV)	ANSI A137.1 (DCOF)
Shaped (SP)	-	-	Class 1	-	>0,42 Wet
All in One (AS)	R11	A + B + C	Class 3	+36 Wet	>0,42 Wet

Scan and discover the  
DREAMY collection:



# Dual *collection*



DUAL is a collection with a classy air of distinction, inspired by warm-looking marble. With its snowy white background and stylized golden and grey veins, it infuses living spaces with elegance and luminosity.

The collection comes in a 100x260 cm, 100x180 cm, 100x100 cm, 75,5x151 cm or 60x120 cm format in a choice of a Premium Polished, Polished, Shaped or Natural finish, rounded off with a 12 mm thickness 150x320 cm model in a Premium Polished finish and a 33,3x100 cm sinuous looking relief tile made with cutting-edge Deeptech technology.

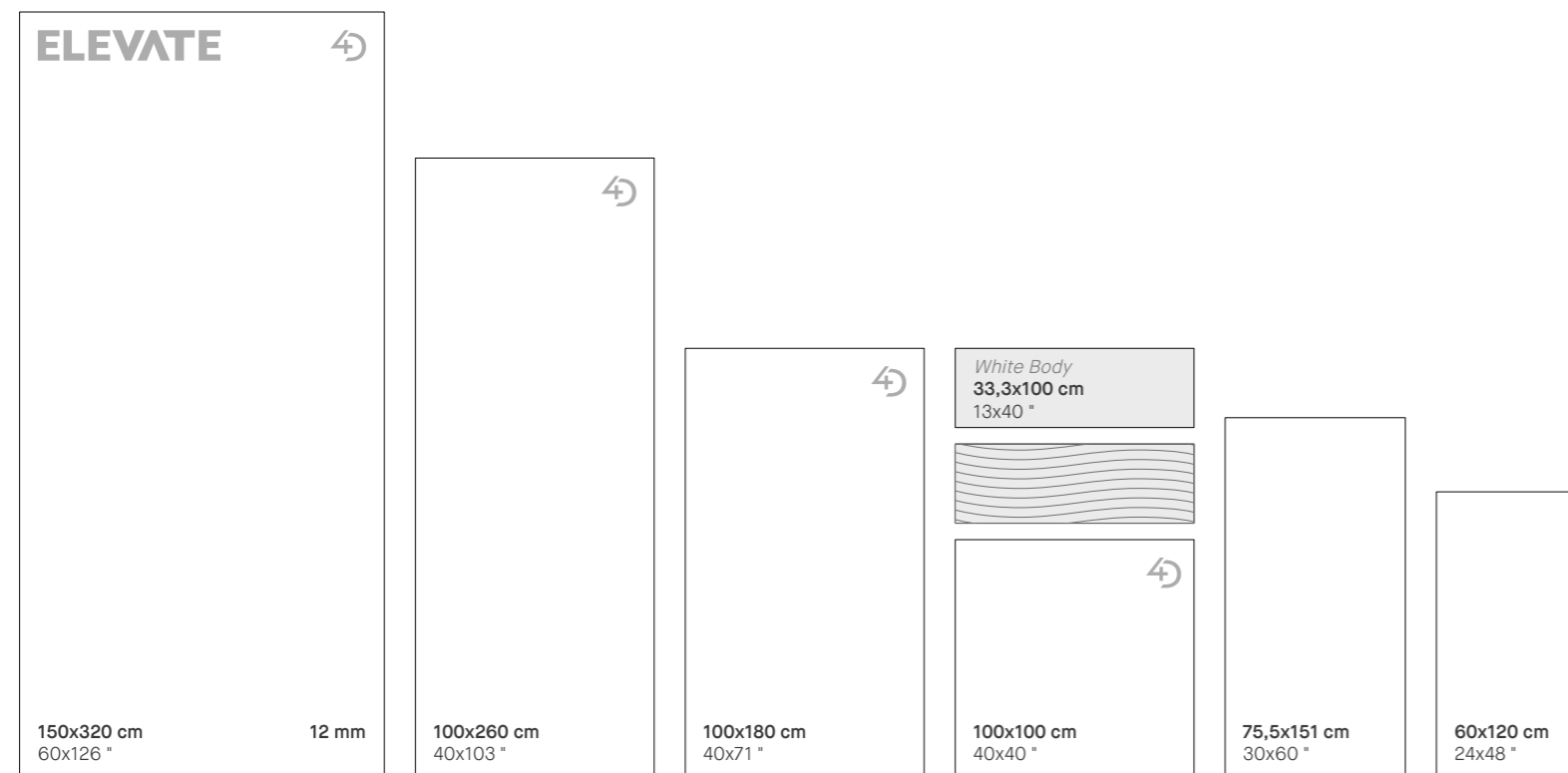
La inspiración en un mármol cálido da lugar a nuestra exclusiva colección DUAL. Destacable por su blancura de fondo y sus estilizadas vetas en tonos dorados y grises, creando superficies de lo más luminosas y elegantes.

Disponible en los formatos 100x260 cm, 100x180 cm, 100x100 cm, 75,5x151 cm, 60x120 cm, en acabados Premium Polished, Polished, Shaped y Natural. Además, se complementa con la incorporación del formato 150x320 cm en acabado Premium Polished de espesor 12 mm, y un sinuoso relieve en 33,3x100 cm con la innovadora tecnología Deeptech.


Special Pieces Piezas Especiales

D. MIX	D. CHEVRON	D. TRIANGLE
30x30 cm 11.8x11.8 "	30x21,9 cm 11.8x8.6 "	<i>White Body</i> 29x29 cm 11.4x11.4 "

Formats Formatos



Shade variation: V1





A marble that ensures exquisite combinations: Dual & Chicago

**ELEVATE**


*Un mármol que garantiza combinaciones exquisitas:  
Dual y Chicago*








DUAL WHITE SP



DUAL WHITE SP/100X260/R



# ELEVATE

THE ULTIMATE KITCHEN WORKTOPS



Porcelain Porcelánico

150x320 cm  
60x126 "

BOOK MATCH

Thickness Espesor		12 mm		12 mm	
Patterns Gráficas		2	A	B	
WHITE	Premium Polished (P)	32062 M109	32060 M109	32061 M109	

Book Match option 1

Book Match option 2



© DUAL WHITE/150X320/P



PATTERNS VARIETY VARIEDAD GRÁFICA DUAL WHITE 100x180 cm FORMAT DUAL WHITE FORMATO 100x180 cm

## FORMATS FORMATOS

		Porcelain Porcelánico				White Body Pasta Blanca		
		100x260 cm 40x103 "	100x180 cm 40x71 "	100x100 cm 40x71 "	75,5x151 cm 30x60 "	60x120 cm 24x48 "	33,3x100 cm 13x40 "	33,3x100 cm 13x40 "
		DECOR						
Thickness Espesor		6 mm	8 mm		10 mm		10,5 mm	13,5 mm
Patterns Gráficas		7	11	11	10	14	20	20
WHITE	Premium Polished (P)	-	31745 M76	-	-	-	-	-
	Shaped (SP)	31846 M100	31744 M94	31743 M93	-	-	31787 M96	31788 M97
	Polished (EP)	-	-	-	31742 M58	31741 M40	-	-
	Natural (NT)	-	-	-	31740 M103	31739 M101	-	-

## TECHNICAL DATA DATOS TÉCNICOS

	DIN 51130	DIN 51097	UNE-41901 EX	BS 7976-2 (PTV)	ANSI A137.1 (DCOF)
Shaped (SP)	-	-	Class 1	-	>0,42 Wet
Natural (NT)	R10	A + B	Class 2	+36 Wet	>0,42 Wet


Scan and discover the DUAL collection:




## SPECIAL PIECES PIEZAS ESPECIALES

\* Only suitable for wall installations.  
\* Adecuado únicamente como revestimiento.

Porcelain Porcelánico (10 mm)

D. MIX	30x30 cm 11.8x11.8 "		
	DUAL WHITE GROW KALUA CHICAGO MOCHA	Natural (NT) Shaped (SP) Natural (NT)	<b>32072</b> U55

White Body Pasta Blanca (10,5 mm)

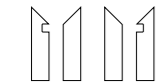
D. TRIANGLE	29x29 cm 11.4x11.4 "		
	WHITE	Shaped (SP)	<b>32070</b> U53

Porcelain Porcelánico (10 mm)

D. CHEVRON	30x21,9 cm 11.8x8.6 "		
	DUAL WHITE GROW PORTO	Polished (EP) Shaped (SP)	<b>32077</b> U55
	DUAL WHITE GROW PORTO	Natural (NT) Shaped (SP)	<b>32076</b> U55

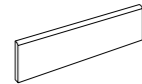
## COMPLEMENTARY PIECES PIEZAS COMPLEMENTARIAS

S.K.I. S.K.D.



8x30 cm  
3.1x11.8 "

SKIRTING



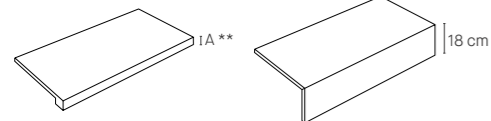
8x100 cm 3.1x39.4 "  
8x75,5 cm 3.1x29.7 "  
8x60 cm 3.1x23.6 "

	U53	U48	-	-
Premium Polished (P)	U53	-	-	-
Polished (EP)	U53	-	U43	U35
Shaped (SP)	U53	U45	-	-
Natural (NT)	U53	-	U43	U35

STAIR TREADS

TECHNICAL (PT)

SEAMLESS (PL/18)



18 cm  
30x180 cm 11.8x70.8 "  
30x151 cm 11.8x59.4 "  
30x120 cm 11.8x47.2 "  
30x100 cm 11.8x39.4 "  
30x75,5 cm 11.8x29.7 "  
30x60 cm 11.8x23.6 "

	U90	-	-	U74	-	-
Premium Polished (P)	U90	-	-	U74	-	-
Polished (EP)	-	U86	U75	-	U76	U54
Shaped (SP)	U90	-	-	U74	-	-
Natural (NT)	-	U86	U75	-	U76	U54

\*\* When thickness is 6 mm, A = 18 mm; when 8 mm, then A = 24 mm; when 10 mm, then A = 30 mm.  
\*\* Cuando el espesor es 6 mm, A = 18 mm; cuando es 8 mm, entonces A = 24 mm; cuando es 10 mm, entonces A = 30 mm.



D. DUAL/KALUA/MOCHA MIX NT/30X30

# Elite *collection*





Elite is a collection with a strong contemporary appeal, evocative of coarse-grained stone, with tiles of subtly different designs that each combine varying intensities of colour. The collection's richly assorted design is further enhanced by its Shaped finish, affording even greater realism and natural appeal.

The collection comes in three colours —Cloud, Oat and Dolphin— in a Shaped finish and a 100x180 cm, 75.5x151 cm, 60x120 cm or 90x90 cm format, rounded off by 33.3x100 cm decorative wall tiles and an outdoor non-slip 90x90 cm model.

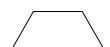
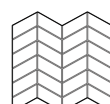


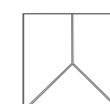
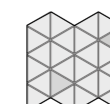
In addition, the collection has been extended with the 150x320 cm format and 12 mm thickness worktop solution, available in Black colour and Natural finish. The result is an innovative design that gives elegance and authenticity to any space.

Elite representa una piedra granulada, con diferentes intensidades de tono dentro de cada pieza, creando un conjunto variado de lo más contemporáneo. Su riqueza gráfica se ve potenciada por la técnica Shaped, que le confiere mayor realismo y naturalidad.


Su gama cromática se compone de tres colores —Cloud, Oat y Dolphin— disponibles en acabado Shaped en formatos 100x180 cm, 75,5x151 cm, 60x120 cm, 90x90 cm y el revestimiento decorativo en 33,3x100 cm. Como solución de exterior cuenta con nuestro acabado antislip en formato 90x90cm.

Además, se ha ampliado con la solución de encimera en 12mm, formato 150x320cm, en tonalidad Negro y acabado Natural. El resultado es un innovador diseño que permite aportar elegancia y autenticidad a los espacios.

Special Pieces Piezas Especiales

TRAP.	D. ARROW	D. MOSAIC	D. RIVER	D. MIX	D. TRIANGLE
34,1x14,7 cm 13.4x5.8 "	30x30 cm 11.8x11.8 "	30x30 cm 11.8x11.8 "	30x30 cm 11.8x11.8 "	30x30 cm 11.8x11.8 "	White Body 29x29 cm 11.4x11.4 "
					

Formats Formatos



Shade variation: V2





**Elite pays tribute to our strongest and most indomitable facet.**

*Elite saca a relucir nuestro lado más fuerte e imbatible.*



■ ELITE OAT SP/100X180/R



■ D. ELITE OAT/KALUA RIVER SP/30X30





**ELEVATE**



# ELEVATE


THE ULTIMATE KITCHEN WORKTOPS



Porcelain Porcelánico

150x320 cm  
60x126 "

Thickness Espesor		12 mm
Patterns Gráficas		1
	Natural (NT)	<b>32063</b> M107



© ELITE BLACK NT/150X320



PATTERNS VARIETY VARIEDAD GRÁFICA ELITE DOLPHIN 75,5x151 cm FORMAT ELITE DOLPHIN FORMATO 75,5x151 cm

## FORMATS FORMATOS

		Porcelain Porcelánico				White Body Pasta Blanca	
		100x180 cm 40x71 "	75,5x151 cm 30x60 "	60x120 cm 24x48 "	90x90 cm 36x36 "	33,3x100 cm 13x40 "	33,3x100 cm 13x40 " DECOR
Thickness Espesor		8 mm	10 mm			10,5 mm	
Patterns Gráficas		8	9	14	11	13	5
CLOUD	Shaped (SP)	29762 M94	31002 M103	29729 M101	31020 M102	29753 M96	29752 M97
	Antislip (A)	-	-	-	31022 M81	-	-
OAT	Shaped (SP)	29767 M94	31004 M103	29734 M101	31021 M102	29755 M96	29754 M97
	Antislip (A)	-	-	-	31024 M81	-	-
DOLPHIN	Shaped (SP)	29766 M94	31003 M103	29735 M101	31019 M102	-	-
	Antislip (A)	-	-	-	31023 M81	-	-

## TECHNICAL DATA DATOS TÉCNICOS

	DIN 51130	DIN 51097	UNE-41901 EX	BS 7976-2 (PTV)	ANSI A137.1 (DCOF)
Shaped (SP) 8 mm	-	-	Class 1	-	>0,42 Wet
Shaped (SP) 10 mm	R10	A + B	Class 2	+36 Wet	>0,42 Wet
Antislip (A)	R11	A + B + C	Class 3	+36 Wet	>0,42 Wet

Scan and discover the ELITE collection:











## SPECIAL PIECES PIEZAS ESPECIALES

\* Only suitable for wall installations.  
\* Adecuado únicamente como revestimiento.



Porcelain Porcelánico (10 mm)

TRAP.	34,1x14,7 cm 13.4x5.8 "		
	CLOUD	Shaped (SP)	31127 U34
	OAT	Shaped (SP)	31129 U34
	DOLPHIN	Shaped (SP)	31128 U34




Porcelain Porcelánico (10 mm)

D. MOSAIC	30x30 cm 11.8x11.8 "		
	CLOUD	Shaped (SP)	31135 U43
	OAT	Shaped (SP)	31137 U43
	DOLPHIN	Shaped (SP)	31136 U43




White Body Pasta Blanca (10,5 mm)

D. TRIANGLE	29x29 cm 11.4x11.4 "		
	CLOUD	Shaped (SP)	31138 U55
	OAT	Shaped (SP)	31139 U55


Porcelain Porcelánico (10 mm)

D. ARROW	30x30 cm 11.8x11.8 "		
	CLOUD	Shaped (SP)	31130 U64
	OAT	Shaped (SP)	31134 U64
	DOLPHIN	Shaped (SP)	31133 U64

Porcelain Porcelánico (10 mm)

D. RIVER	30x30 cm 11.8x11.8 "		
	ELITE CLOUD GROW DOLPHIN	Shaped (SP)	31316 U58
	ELITE OAT GROW KALUA	Shaped (SP)	31320 U58
	ELITE DOLPHIN GROW WHITE	Shaped (SP)	31321 U58

Porcelain Porcelánico (10 mm)

D. MIX	30x30 cm 11.8x11.8 "		
	ELITE DOLPHIN HAUTE WHITE HAUTE WHITE	Shaped (SP) Polished (EP) Shaped (SP)	31148 U51

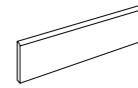
## COMPLEMENTARY PIECES PIEZAS COMPLEMENTARIAS

S.K.I. S.K.D.



8x30 cm  
3.1x11.8 "

SKIRTING

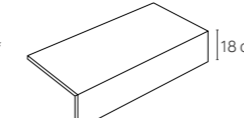
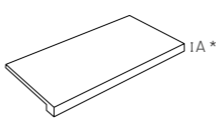


8x100 cm 3.1x39.4 " 8x90 cm 3.1x35.4 " 8x75,5 cm 3.1x29.7 " 8x60 cm 3.1x23.6 "

Shaped (SP)	U53	Shaped (SP)	U45	U44	U43	U35
Antislip (A)	U53	Antislip (A)	-	U44	-	-

STAIR TREADS

TECHNICAL (PT) SEAMLESS (PL/18)



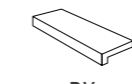
30x180 cm 11.8x70.8 " 30x151 cm 11.8x59.4 " 30x120 cm 11.8x47.2 " 30x100 cm 11.8x39.4 " 30x90 cm 11.8x35.4 " 30x75,5 cm 11.8x29.7 " 30x60 cm 11.8x23.6 "

Shaped (SP)	U90	U86	U75	U74	U76	U76	U54
Antislip (A)	-	-	-	-	U76	-	-

\* When thickness is 8 mm, A = 24 mm; when 10 mm, then A = 30 mm.  
\* Cuando el espesor es 8 mm, A = 24 mm; cuando es 10 mm, entonces A = 30 mm.

## POOL PIECES PIEZAS DE PISCINA

Porcelain Porcelánico



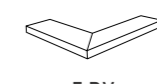
P.V.  
(POOL COPING)

20x90x1 cm  
8x35.4x0.4 "



ANG.P.V.  
(POOL COPING  
INTERNAL CORNER)

20x90x1 cm  
8x35.4x0.4 "



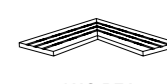
E.P.V.  
(POOL COPING  
EXTERNAL CORNER)

20x90x1 cm  
8x35.4x0.4 "



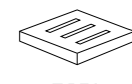
REJ.  
(DRAINAGE GRATE)

15x45x2,3 cm  
6x17.7x0.9 "



ANG.REJ.  
(ANGLE CORNER  
DRAINAGE GRATE)

15x45x2,3 cm  
6x17.7x0.9 "



T.REJ.  
(SQUARE CORNER  
DRAINAGE GRATE)

15x15x2,3 cm  
6x6x0.9 "

CLOUD	Antislip (A)	31389 M81	31393 M75	31397 M75	31401 M54	31405 M75	31409 M71
OAT	Antislip (A)	31390 M81	31394 M75	31400 M75	31402 M54	31406 M75	31410 M71
DOLPHIN	Antislip (A)	31391 M81	31395 M75	31398 M75	31403 M54	31407 M75	31411 M71

# Eternal 4D *collection*



This special collection emulates Carrara marble in a choice of a new 100x180 cm format, manufactured using cutting-edge MUSEUM 4D technology. The longitudinal black veins that run across these porcelain tiles lend them a unique elegance.


A collection with a timeless appeal in a Natural or Premium Polished finish, able to infuse settings of all kinds with chic sophistication.

Esta colección especial interpreta el mármol procedente de Carrara en un nuevo formato cerámico de 100x180 cm desarrollado con la nueva tecnología MUSEUM 4D. Un porcelánico único en el mercado gracias a su concreta ventura negra longitudinal que le confiere una elegancia única.


Un producto atemporal disponible en acabados Natural y Pulido Premium, para transferir la sofisticación a todo tipo de espacios.



Formats Formatos



Shade variation: V1



**Eternal 4D is exclusive and timeless.**

*Eternal 4D es una colección exclusiva y atemporal.*




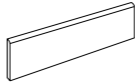
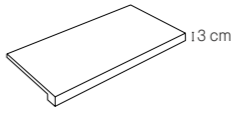
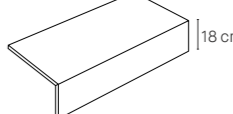


PATTERNS VARIETY VARIEDAD GRÁFICA ETERNAL 4D WHITE 100x180 cm FORMAT ETERNAL 4D WHITE FORMATO 100x180 cm

## FORMATS FORMATOS

Porcelain Porcelánico		
<b>100x180 cm</b> 40x71 "		
Thickness Espesor	8 mm	
Patterns Gráficas	12	
<b>WHITE</b>	Premium Polished (P)	<b>24202</b> M76
	Natural (NT)	<b>23970</b> M75

## COMPLEMENTARY PIECES PIEZAS COMPLEMENTARIAS

S.K.I. S.K.D.		SKIRTING		STAIR TREADS		
				TECHNICAL (PT)	SEAMLESS (PL/18)	
	8x30 cm 3.1x11.8 "		8x100 cm 3.1x39.4 "			
Premium Polished (P)	U53	Premium Polished (P)	U48	13 cm	18 cm	
Natural (NT)	U53	Natural (NT)	U45			30x180 cm 11.8x70.8 "
						30x100 cm 11.8x39.4 "
				Premium Polished (P)		U90
				Natural (NT)		- U74

## TECHNICAL DATA DATOS TÉCNICOS

	DIN 51130	DIN 51097	UNE-41901 EX	BS 7976-2 (PTV)	ANSI A137.1 (DCOF)
Natural (NT)	-	-	Class 1	-	>0,42 Wet

Scan and discover the ETERNAL 4D collection:



# Gioia *collection*



[Back to INDEX](#)  
[Volver al ÍNDICE](#)

Inspired by exclusive Carrara 'Gioia' marble. With a clean white background covered in delicate veins that run across the whole surface, its pattern emulates superior pieces of this unique elegant marble, one of nature's gems.

A glazed porcelain tile collection, GIOIA, comes in a format 60x120 cm to suit settings of all kinds.

Inspirada en el exclusivo mármol de Carrara 'Gioia'. Esta colección de alto brillo toma su gráfica de los valiosos cortes de mármol de Carrara que pueden considerarse joyas de la naturaleza. Exclusivos por su rareza, se caracterizan por una pulcra base blanca y un delicado veteado que recorre su superficie.

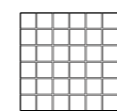
La colección de porcelánico esmaltado GIOIA, en formato 60x120 cm, se adapta a todo tipo de espacios.



Special Pieces Piezas Especiales

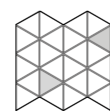
**D. MOSAIC**

**30x30 cm**  
11.8x11.8"



**D. TRIANGLE**

**29x29 cm**  
11.4x11.4"



Formats Formatos




Shade variation: V1

FINISHES



Polished

COLOURS



Silver





PATTERNS VARIETY VARIEDAD GRÁFICA GIOIA SILVER 60x120 cm FORMAT GIOIA SILVER FORMATO 60x120 cm

## FORMATS FORMATOS

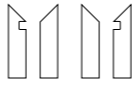
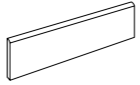
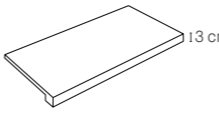
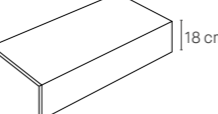
Porcelain Porcelánico	
<b>60x120 cm</b> 24x48 "	
Thickness Espesor	10 mm
Patterns Gráficas	15
 <b>SILVER</b>	Polished (EP)
<b>19507</b> M40	

## SPECIAL PIECES PIEZAS ESPECIALES

\* Only suitable for wall installations.  
\* Adecuado únicamente como revestimiento.

Porcelain Porcelánico (10 mm)				Porcelain Porcelánico (10 mm)			
<b>D. MOSAIC</b>		<b>30x30 cm 11.8x11.8 "</b>		<b>* D. TRIANGLE</b>		<b>29x29 cm 11.4x11.4 "</b>	
	<b>SILVER</b>	Polished (EP)	<b>19662</b> U49		<b>SILVER</b>	Polished (EP)	<b>26364</b> U58

## COMPLEMENTARY PIECES PIEZAS COMPLEMENTARIAS

<b>S.K.I. S.K.D.</b>		<b>SKIRTING</b>	
	<b>8x30 cm</b> 3.1x11.8 "		<b>8x60 cm</b> 3.1x23.6 "
Polished (EP)	U53	Polished (EP)	U35
<b>STAIR TREADS</b>			
<b>TECHNICAL (PT)</b>		<b>SEAMLESS (PL/18)</b>	
	13 cm		18 cm
Polished (EP)		<b>30x120 cm</b> 11.8x47.2 "	<b>30x60 cm</b> 11.8x23.6 "
		U75	U54





# Glacier *collection*



[Back to INDEX](#)  
[Volver al ÍNDICE](#)

GLACIER emulates white quartz in exclusive, highly original fashion. It stands out particularly for its grey veins on a white background, rather like tears in a canvas. The veins narrow and broaden out again across the whole surface, forming lovely crisscrossing paths, conceived to lend surfaces a great personality and balance.

The collection comes in a Natural or Polished finish in three formats: 75,5x151 cm, 60x120 cm and 90x90 cm.

GLACIER presenta una 'cuarcita blanca' con carácter distinguido y singular. Destaca principalmente por sus venaturas grises sobre fondo blanco como si de roturas se tratara. Sus vetas se amplían y se estrechan a lo largo de toda la superficie formando preciosos caminos entrelazados, lo que confiere a los espacios una gran personalidad y equilibrio.

Esta colección está disponible en acabado Natural y Pulido, y en tres formatos: 75,5x151 cm, 60x120 cm y 90x90 cm.


Special Pieces Piezas Especiales

D. MOSAIC

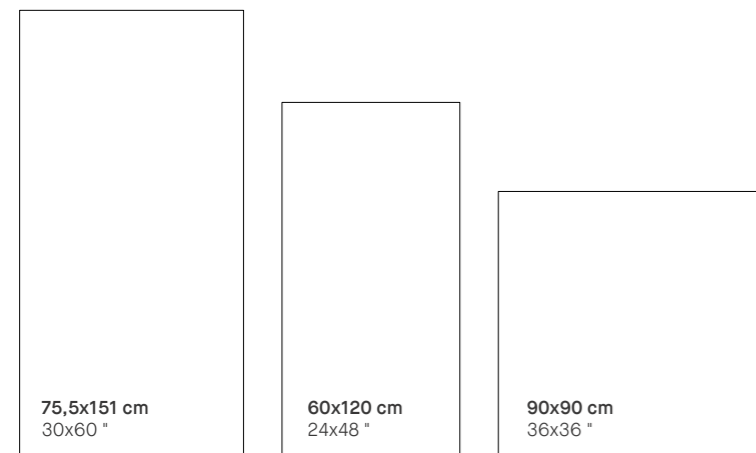
TRI.

30x30 cm  
11.8x11.8"

29,9x25,7 cm  
11.8x10.1"



Formats Formatos



Shade variation: V1



FINISHES




Polished



Natural

COLOURS



White



**Glacier allows combinations with any other marble and stone finish.**

*Glacier permite combinaciones con cualquier otro acabado marmóreo y pétreo.*



PATTERNS VARIETY VARIEDAD GRÁFICA GLACIER WHITE 60x120 cm FORMAT GLACIER WHITE FORMATO 60x120 cm

## FORMATS FORMATOS


Porcelain Porcelánico			
	75,5x151 cm 30x60 "	60x120 cm 24x48 "	90x90 cm 36x36 "
Thickness Espesor	10 mm		
Patterns Gráficas	8	12	8
Polished (EP)	27334 M58	27332 M40	27833 M2
Natural (NT)	27333 M59	27331 M66	27834 M68

## SPECIAL PIECES PIEZAS ESPECIALES

Porcelain Porcelánico (10 mm)

TRI.	29,9x25,7 cm 11.8x10.1 "		
	WHITE	Polished (EP)	27843 U34
		Natural (NT)	27842 U34

Porcelain Porcelánico (10 mm)

D. MOSAIC	30x30 cm 11.8x11.8 "		
	GLACIER WHITE MARQUINA BLACK	Polished (EP)	27882 U58

## COMPLEMENTARY PIECES PIEZAS COMPLEMENTARIAS

S.K.I. S.K.D.



8x30 cm  
3.1x11.8 "

SKIRTING

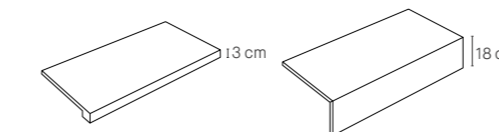


8x90 cm 8x75,5 cm 8x60 cm  
3.1x35.4 " 3.1x29.7 " 3.1x23.6 "

Polished (EP)	U53	Polished (EP)	U44	U43	U35
Natural (NT)	U53	Natural (NT)	U44	U43	U35

STAIR TREADS

TECHNICAL (PT) SEAMLESS (PL/18)



13 cm 18 cm  
30x151 cm 30x120 cm 30x90 cm 30x75,5 cm 30x60 cm  
11.8x59.4 " 11.8x47.2 " 11.8x35.4 " 11.8x29.7 " 11.8x23.6 "

Polished (EP)	U86	U75	U76	U76	U54
Natural (NT)	U80	U75	U76	U70	U54

## TECHNICAL DATA DATOS TÉCNICOS

	DIN 51130	DIN 51097	UNE-41901 EX	BS 7976-2 (PTV)	ANSI A137.1 (DCOF)
Natural (NT)	R9	-	Class 1	+36 Wet	>0,42 Wet

Scan and discover the  
GLACIER collection:



# Grow *collection*



GROW encapsulates all the beauty of oak wood in a collection brimming with personality, conspicuous for its unique, exquisite looking knots.

With its 24x151 cm format and Shaped finish, the collection has a chic, modern appeal.

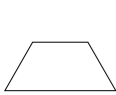
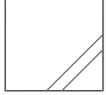
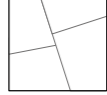
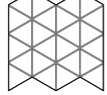
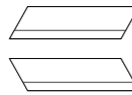
Available in a choice of seven colours, including five warm shades — Maple, Taupe, Honey, Kalua and Porto— and two more neutral-looking ones —White and Dolphin—, the collection guarantees broad visual potential, thanks to its additional 33.3x100 cm strip-effect wall tiles in Taupe or Kalua.

La colección GROW interpreta una madera de roble natural, con mucha personalidad y una selección de nudos extremadamente cuidada y singular.


La aplicación del acabado Shaped en formato 24x151 cm, le confiere una estética vanguardista de lo más sofisticada.

Su amplia gama cromática se compone de siete colores, cinco de ellos en un rango cálido —Maple, Taupe, Honey, Kalua y Porto— y dos más neutros —White y Dolphin—. En revestimiento se presenta un decorado a láminas en 33,3x100 cm, con los colores Taupe y Kalua, los cuales ofrecen infinidad de posibilidades estéticas.

Special Pieces Piezas Especiales

TRAP.	D. RIVER	D. TANGRAM	D. TRIANGLE	D. ARR
34,1x14,7 cm 13.4x5.8 "	30x30 cm 11.8x11.8 "	30x30 cm 11.8x11.8 "	29x29 cm 11.4x11.4 "	9,6x44,9 cm 5.9x13.6 "
				

Formats Formatos




Shade variation: V2





**Natural look afforded by the Shaped finish.**

*Estética natural gracias al acabado Shaped.*



■ GROW KALUA SP/33,3X100/R



■ GROW KALUA SP/33,3X100/R











PATTERNS VARIETY VARIEDAD GRÁFICA GROW HONEY 24x151 cm FORMAT GROW HONEY FORMATO 24x151 cm

## FORMATS FORMATOS

		Porcelain Porcelánico	White Body Pasta Blanca
		24x151 cm 10x60 "	33,3x100 cm 13x40 " DECOR
Thickness Espesor		10 mm	10,5 mm
Patterns Gráficas		36	8
WHITE	Shaped (SP)	30902 M104	-
DOLPHIN	Shaped (SP)	30906 M104	-
MAPLE	Shaped (SP)	30903 M104	-
TAUPE	Shaped (SP)	30905 M104	31096 M97
HONEY	Shaped (SP)	30904 M104	-
KALUA	Shaped (SP)	31279 M104	31095 M97
PORTO	Shaped (SP)	30907 M104	-

## COMPLEMENTARY PIECES PIEZAS COMPLEMENTARIAS

S.K.I. S.K.D.		SKIRTING		STAIR TREADS			
				TECHNICAL (PT)	SEAMLESS (PL/18)		
	8x30 cm 3.1x11.8 "		8x75,5 cm 3.1x29.7 "		13 cm		18 cm
Shaped (SP)	U53	Shaped (SP)	U43	Shaped (SP)	U86	U75	30x151 cm 11.8x59.4 "
							30x120 cm 11.8x47.2 "

## TECHNICAL DATA DATOS TÉCNICOS








	DIN 51130	DIN 51097	UNE-41901 EX	BS 7976-2 (PTV)	ANSI A137.1 (DCOF)
Shaped (SP)	R10	A + B	Class 2	+36 Wet	>0,42 Wet

Scan and discover the GROW collection:










## SPECIAL PIECES PIEZAS ESPECIALES








Porcelain Porcelánico (10 mm)

TRAP.		34,1x14,7 cm 13.4x5.8 "	
	WHITE	Shaped (SP)	31164 U34
	DOLPHIN	Shaped (SP)	31159 U34
	MAPLE	Shaped (SP)	31161 U34
	TAUPE	Shaped (SP)	31163 U34
	HONEY	Shaped (SP)	31160 U34
	KALUA	Shaped (SP)	31305 U34
	PORTO	Shaped (SP)	31162 U34




Porcelain Porcelánico (10 mm)

D.TANGRAM		30x30 cm 11.8x11.8 "	
	WHITE	Shaped (SP)	31176 U53
	DOLPHIN	Shaped (SP)	31171 U53
	MAPLE	Shaped (SP)	31173 U53
	TAUPE	Shaped (SP)	31175 U53
	HONEY	Shaped (SP)	31172 U53
	KALUA	Shaped (SP)	31306 U53
	PORTO	Shaped (SP)	31174 U53








Porcelain Porcelánico (10 mm)

* D. ARR 1		9,6x44,9 cm 5.9x13.6 "	
	WHITE	Shaped (SP)	31184 U51
	DOLPHIN	Shaped (SP)	31178 U51
	MAPLE	Shaped (SP)	31181 U51
	TAUPE	Shaped (SP)	31183 U51
	HONEY	Shaped (SP)	31180 U51
	KALUA	Shaped (SP)	31303 U51
	PORTO	Shaped (SP)	31182 U51








Porcelain Porcelánico (10 mm)

D. RIVER		30x30 cm 11.8x11.8 "	
	GROW DOLPHIN ELITE CLOUD	Shaped (SP)	31316 U58
	GROW KALUA ELITE OAT	Shaped (SP)	31320 U58
	GROW WHITE ELITE DOLPHIN	Shaped (SP)	31321 U58

Porcelain Porcelánico (10 mm)

D. TRIANGLE		29x29 cm 11.4x11.4 "	
	WHITE	Shaped (SP)	31302 U58
	DOLPHIN	Shaped (SP)	31296 U58
	MAPLE	Shaped (SP)	31299 U58
	TAUPE	Shaped (SP)	31301 U58
	HONEY	Shaped (SP)	31297 U58
	KALUA	Shaped (SP)	31298 U58
	PORTO	Shaped (SP)	31300 U58

Porcelain Porcelánico (10 mm)

* D. ARR 2		9,6x44,9 cm 5.9x13.6 "	
	WHITE	Shaped (SP)	31205 U51
	DOLPHIN	Shaped (SP)	31179 U51
	MAPLE	Shaped (SP)	31202 U51
	TAUPE	Shaped (SP)	31203 U51
	HONEY	Shaped (SP)	31201 U51
	KALUA	Shaped (SP)	31304 U51
	PORTO	Shaped (SP)	31204 U51

\* 1 m<sup>2</sup> composition = 24 pieces (12 pieces D.ARR 1 + 12 pieces D.ARR 2) approximately.  
\* Composición de 1 m<sup>2</sup> = 24 piezas (12 piezas D.ARR 1 + 12 piezas D.ARR 2) aproximadamente.



■ D. GROW WHITE ARR.1 SP/9,6X44,9/R & D. GROW WHITE ARR.2 SP/9,6X44,9/R

# Haute *collection*



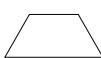
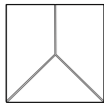
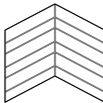

Haute is a collection inspired by well-known 'arabescato vagli' marble from northern Italy. It stands out for its dazzling white background, strewn with grey veins with the occasional sandy hue, all ensuring a chic stylish elegance.

Available in a Premium Polished, Polished or Shaped finish in a 100x260 cm, 100x180 cm, 100x100 cm, 75.5x151 cm or 60x120 cm format, the collection also features a complementary 75.5x151 cm Polished Book Match version and 33.3x100 cm micro-textured wall tiles in a Shaped finish.

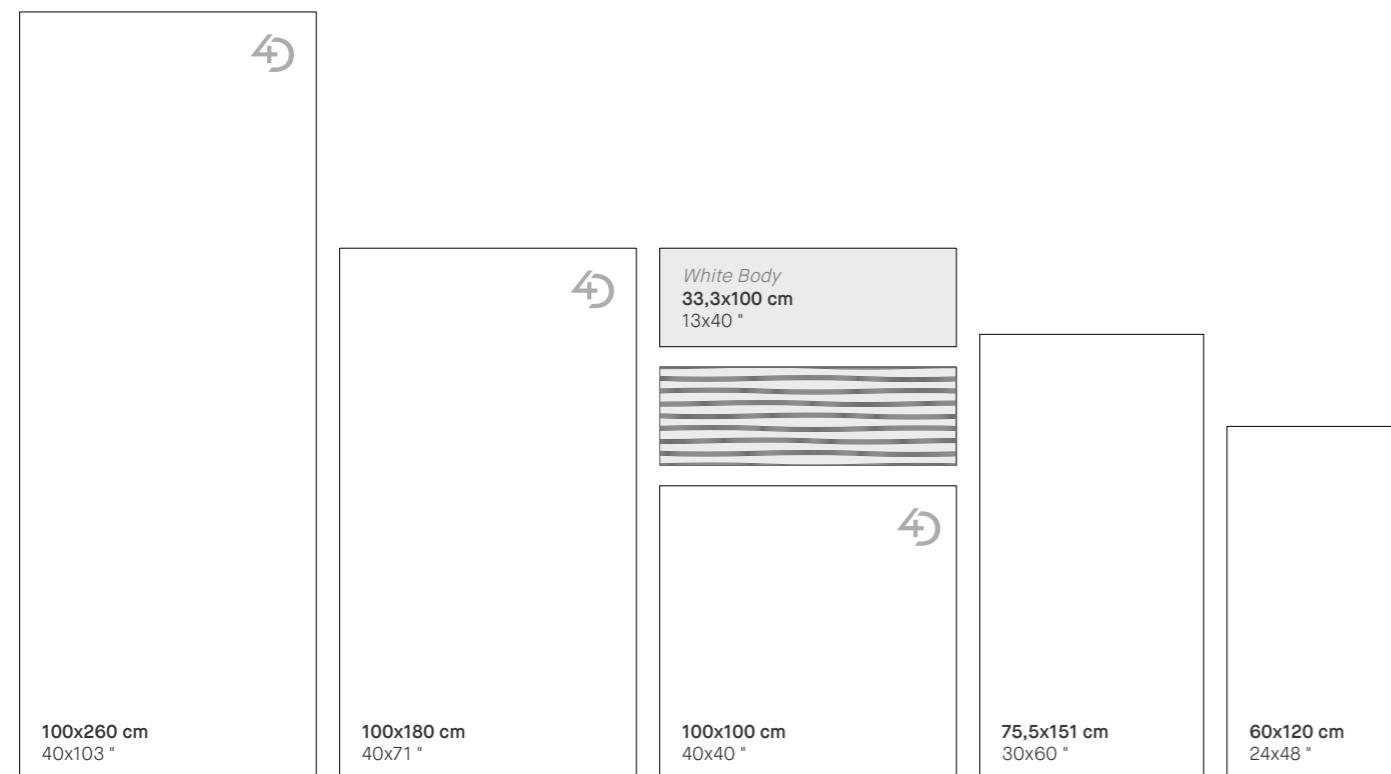
La colección Haute se inspira en el conocido mármol 'arabescato vagli' que tiene su origen en el norte de Italia. Su gráfica se caracteriza por un fondo particularmente blanco, con veteado gris, y ciertos matices en tonalidad arena, que le confieren gran estilo y elegancia.

Disponible en acabados Premium Polished, Polished y Shaped, y en formatos 100x260 cm, 100x180 cm, 100x100 cm, 75,5x151 cm y 60x120 cm. Además, se complementa con el Book Match en 75,5x151 cm Polished y el revestimiento 33,3x100 cm Shaped.


Special Pieces Piezas Especiales

TRAP.	D. MIX	D. CHEVRON	D. TRIANGLE
34,1x14,7 cm 13.4x5.8 "	30x30 cm 11.8x11.8 "	30x21,9 cm 11.8x8.6 "	White Body 29x29 cm 11.4x11.4 "
			

Formats Formatos



Shade variation: V2






Haute collection is 'haute couture' in ceramic tiles.

*La colección Haute es 'alta costura' hecha cerámica.*





HAUTE WHITE SP



HAUTE WHITE SP/100X180/R







PATTERNS VARIETY VARIEDAD GRÁFICA HAUTE WHITE 100x180 cm FORMAT HAUTE WHITE FORMATO 100x180 cm

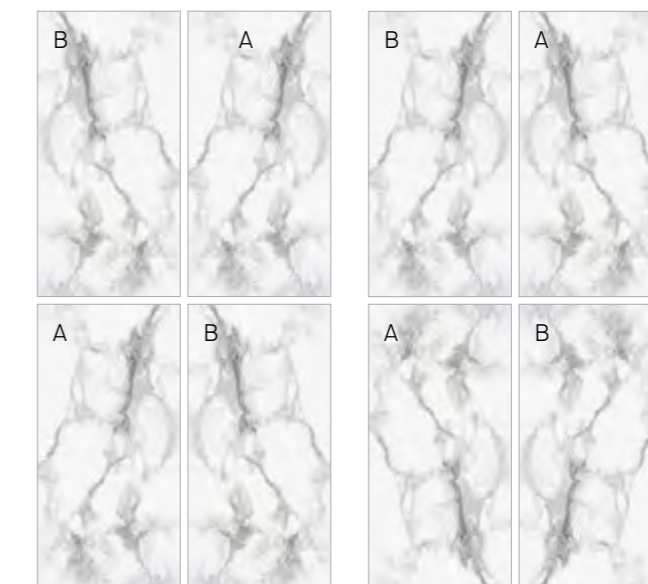
## FORMATS FORMATOS

		Porcelain Porcelánico				White Body Pasta Blanca		
		100x260 cm 40x103 "	100x180 cm 40x71 "	100x100 cm 40x71 "	75,5x151 cm 30x60 "	60x120 cm 24x48 "	33,3x100 cm 13x40 "	33,3x100 cm 13x40 "
		* DECOR						
Thickness Espesor		6 mm	8 mm		10 mm		10,5 mm	
Patterns Gráficas		6	12	12	16	25	24	24
WHITE	Premium Polished (P)	-	<b>31209</b> M76	-	-	-	-	-
	Shaped (SP)	<b>31847</b> M100	<b>31006</b> M94	<b>31007</b> M93	<b>31005</b> M103	<b>31001</b> M101	<b>31051</b> M96	<b>31052</b> M97
	Polished (EP)	-	-	-	<b>31000</b> M58	<b>30996</b> M40	-	-

\* Coordinated installation: make sure the textured face is looking downwards.  
\* Colocación entre piezas: recomendable colocar la textura hacia abajo.

Book Match option 1

Book Match option 2



Porcelain Porcelánico

BOOK MATCH 75,5x151 cm 30x60 "

WHITE	Polished (EP)	A	<b>31029</b> M35
		B	<b>31030</b> M35



## SPECIAL PIECES PIEZAS ESPECIALES

\* Only suitable for wall installations.  
\* Adecuado únicamente como revestimiento.


Porcelain Porcelánico (10 mm)

<b>D. MIX</b>	<b>30x30 cm 11.8x11.8 "</b>		
	HAUTE WHITE HAUTE WHITE ELITE DOLPHIN	Shaped (SP) Polished (EP) Shaped (SP)	<b>31148</b> U51





Porcelain Porcelánico (10 mm)

<b>TRAP.</b>	<b>34,1x14,7 cm 13.4x5.8 "</b>		
	WHITE	Shaped (SP)	<b>31146</b> U34
	WHITE	Polished (EP)	<b>31147</b> U34

White Body Pasta Blanca (10,5 mm)

<b>D. TRIANGLE</b>	<b>29x29 cm 11.4x11.4 "</b>		
	WHITE	Shaped (SP)	<b>31149</b> U55

Porcelain Porcelánico (10 mm)

<b>D. CHEVRON</b>	<b>30x21,9 cm 11.8x8.6 "</b>		
	HAUTE WHITE GROW KALUA	Shaped (SP) Shaped (SP)	<b>31155</b> U51
	HAUTE WHITE GROW KALUA	Polished (EP) Shaped (SP)	<b>31152</b> U51
	HAUTE WHITE GROW TAUPE	Shaped (SP) Shaped (SP)	<b>31154</b> U51
	HAUTE WHITE GROW TAUPE	Polished (EP) Shaped (SP)	<b>31151</b> U51

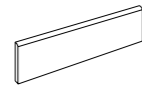
## COMPLEMENTARY PIECES PIEZAS COMPLEMENTARIAS

S.K.I. S.K.D.



**8x30 cm**  
3.1x11.8 "

SKIRTING

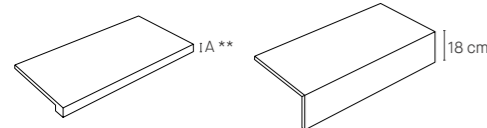


**8x100 cm** **8x75,5 cm** **8x60 cm**  
3.1x39.4 " 3.1x29.7 " 3.1x23.6 "

Premium Polished (P)	U53	Premium Polished (P)	U48	-	-
Polished (EP)	U53	Polished (EP)	-	U43	U35
Shaped (SP)	U53	Shaped (SP)	U45	U43	U35

STAIR TREADS

TECHNICAL (PT) SEAMLESS (PL/18)



**30x180 cm** **30x151 cm** **30x120 cm** **30x100 cm** **30x75,5 cm** **30x60 cm**  
11.8x70.8 " 11.8x59.4 " 11.8x47.2 " 11.8x39.4 " 11.8x29.7 " 11.8x23.6 "

Premium Polished (P)	U90	-	-	U74	-	-
Polished (EP)	-	U86	U75	-	U76	U54
Shaped (SP)	U90	U86	U75	U74	U76	U54

\*\* When thickness is 6 mm, A = 18 mm; when 8 mm, then A = 24 mm; when 10 mm, then A = 30 mm.  
\*\* Cuando el espesor es 6 mm, A = 18 mm; cuando es 8 mm, entonces A = 24 mm; cuando es 10 mm, entonces A = 30 mm.

## TECHNICAL DATA DATOS TÉCNICOS


	DIN 51130	DIN 51097	UNE-41901 EX	BS 7976-2 (PTV)	ANSI A137.1 (DCOF)
Shaped (SP) 6-8 mm	-	-	Class 1	-	>0,42 Wet
Shaped (SP) 10 mm	R10	A + B	Class 2	+36 Wet	>0,42 Wet

Scan and discover the  
HAUTE collection:



D. HAUTE WHITE/TAUPE CHEVRON SP/30X21,9

# Iron 4D *collection*



IRON is inspired by weathering steel and its metamorphosis, with a unique design further enriched by the application of the new 4D Shaped technology.

The collection comes in two colours: Denim and Oxide. This first emulates the dark blue tones of new weathering steel with some patches of rust, while Oxide stands out for its copper tones, dotted with small bluish-black patches. Both colours can be used individually to stylish elegant effect or else combined. IRON comes in a 4D TECH 180x100 cm or 100x100 cm format, accompanied by two other 50x100 cm and 24x100 cm formats, conceived to dress up living spaces of all kinds in exquisite modern fashion.

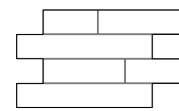
IRON es la colección que se inspira en el acero corten evolucionado. Su diseño único se ve potenciado por la nueva tecnología 4D Shaped.

Representado en dos versiones de color: Denim y Oxide. El color Denim tiene el tono azul oscuro del corte original, con algunas zonas oxidadas, mientras que en el color Oxide abundan los tonos cobrizos junto con pequeñas zonas negras azuladas. Ambos son tonos perfectamente combinables entre sí, y que poseen estilo y elegancia por sí solos. Iron se presenta en gran formato 4D TECH: 180x100 cm y 100x100 cm, acompañada de cortes 50x100 cm y 24x100 cm, que permiten decorar cualquier espacio, convirtiéndolo en exquisito y contemporáneo.

#### Special Pieces Piezas Especiales

##### D. IRON


30x50 cm  
11.8x19.7 "




#### Formats Formatos



Shade variation: V2






Iron is an incomparable weathering steel.

*Iron es un inigualable acero corten.*






IRON OXIDE



IRON DENIM SP/100X180/R



PATTERNS VARIETY VARIEDAD GRÁFICA IRON DENIM 100x180 cm FORMAT IRON DENIM FORMATO 100x180 cm

## FORMATS FORMATOS

		Porcelain Porcelánico			
		100x180 cm 40x71 "	100x100 cm 40x40 "	50x100 cm 20x40 "	24x100 cm 10x40 "
Thickness Espesor		8 mm			
Patterns Gráficas		5	10	20	40
OXIDE	Shaped (SP)	<b>28723</b> M94	<b>28726</b> M93	<b>28997</b> M69	<b>28998</b> M99
	DENIM	<b>28724</b> M94	<b>28725</b> M93	<b>28996</b> M69	<b>28999</b> M99

## SPECIAL PIECES PIEZAS ESPECIALES

Porcelain Porcelánico (8 mm)

D. IRON 30x50 cm 11.8x19.7 "

	OXIDE	Shaped (SP)	<b>29169</b> U64
	DENIM	Shaped (SP)	<b>29168</b> U64

## COMPLEMENTARY PIECES PIEZAS COMPLEMENTARIAS

S.K.I. S.K.D.		SKIRTING		STAIR TREADS		
				TECHNICAL (PT)	SEAMLESS (PL/18)	
	8x30 cm 3.1x11.8 "		8x100 cm 3.1x39.4 "		12.4 cm	18 cm
Shaped (SP)	U53	Shaped (SP)	U45	Shaped (SP)	U90	U74
					30x180 cm 11.8x70.8 "	30x100 cm 11.8x39.4 "

## TECHNICAL DATA DATOS TÉCNICOS

	DIN 51130	DIN 51097	UNE-41901 EX	BS 7976-2 (PTV)	ANSI A137.1 (DCOF)
Shaped (SP)	-	-	Class 1	-	>0,42 Wet

Scan and discover the IRON 4D collection:



# Kritios *collection*



[Back to INDEX](#)  
[Volver al INCIDE](#)

With a design inspired by Carrara Statuario marble, KRITIOS has a white background evocative of Calacatta marble crisscrossed by more dramatic bigger, spaced-out grey veins.

Only available in 60x120 cm format, the tiles highlight the characteristic veined pattern of this kind of marble, with interplay between shades of grey and brown to ensure an even more exclusive spectacular appeal.

Su gráfica se inspira en el mármol Carrara Statuario característico por tener su base blanca como la del mármol Calacatta pero su veteado gris es más dramático y de trazos más amplios y espaciados.

Disponible solamente en formato 60x120 cm, KRITIOS resalta el veteado característico de este tipo de mármol y juega con las tonalidades grises y marrones para conferirle un aspecto todavía más exclusivo y espectacular.


Shade variation: V1



Formats Formatos



60x120 cm  
24x48"



FINISHES



Polished

COLOURS



White



PATTERNS VARIETY VARIEDAD GRÁFICA KRITIOS WHITE 60x120 cm FORMAT KRITIOS WHITE FORMATO 60x120 cm

## FORMATS FORMATOS

Porcelain Porcelánico	
<b>60x120 cm</b> 24x48 "	
Thickness Espesor	10 mm
Patterns Gráficas	18
<b>WHITE</b> Polished (EP)	<b>20363</b> M40

## COMPLEMENTARY PIECES PIEZAS COMPLEMENTARIAS

S.K.I. S.K.D.

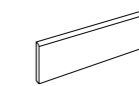


**8x30 cm**  
3.1x11.8 "

Polished (EP)

U53

SKIRTING



**8x60 cm**  
3.1x23.6 "

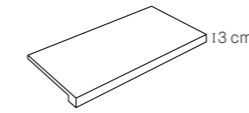
Polished (EP)

U35

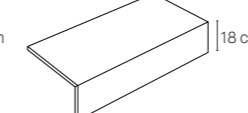
STAIR TREADS

TECHNICAL (PT)

SEAMLESS (PL/18)



Polished (EP)



U75

**30x120 cm**  
11.8x47.2 "

**30x60 cm**  
11.8x23.6 "

U54

Scan and discover the KRITIOS collection:



# Kron 4D *collection*



KRON 4D is inspired by an exquisite natural stone, with a neutral background whose crisscrossing fine white veins guarantee a unique stylish elegance.



The collection comes in a choice of three different shades of grey: Pearl —the palest— and Gray —the mid tone— are both perfect for creating restful settings; plus a darker option, Charcoal, for surfaces with added personality. The collection comes in a 100x260 cm format in a Natural finish.

KRON 4D se inspira en una exquisita piedra natural, en la cual se entrecruzan finas vetas blancas sobre su fondo neutro, que aportan un estilo único y elegante.

Su gama cromática se compone de tres tonos en escala de grises. Pearl —un tono gris claro— y Gray —referente a un gris medio— permiten crear espacios calmados. Por su parte, el tono Charcoal, aporta mayor carácter gracias a su intensidad de negro. La colección se presenta en 100x260 cm, en acabado Natural.



Formats Formatos



Shade variation: V2

FINISHES

NATURAL

Natural

COLOURS

Pearl

Gray

Charcoal



The elegance of Kron 4D provides an attractive and timeless aesthetic.

*Kron 4D asegura una estética atractiva y atemporal.*





■ KRON PEARL NT 100X260/R



■ KRON PEARL NT 100X260/R



PATTERNS VARIETY VARIEDAD GRÁFICA KRON GRAY 100x260 cm FORMAT KRON GRAY FORMATO 100x260 cm

## FORMATS FORMATOS

		Porcelain Porcelánico
		100x260 cm 40x103 "
Thickness Espesor	6 mm	
Patterns Gráficas	4	
PEARL	Natural (NT)	28991 M90
GRAY	Natural (NT)	28994 M89
CHARCOAL	Natural (NT)	28995 M89

## COMPLEMENTARY PIECES PIEZAS COMPLEMENTARIAS

S.K.I. S.K.D.

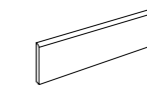


8x30 cm  
3.1x11.8 "

Natural (NT)

U53

SKIRTING



8x100 cm  
3.1x39.4 "

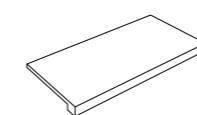
Natural (NT)

U45

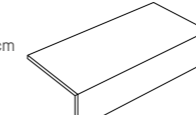
STAIR TREADS

TECHNICAL (PT)

SEAMLESS (PL/18)



11.8 cm



18 cm

30x100 cm  
11.8x39.4 "

Natural (NT)

U74

Scan and discover the  
KRON 4D collection:



# Lakestone *collection*



LAKESTONE, as its name indicates, is inspired by the stones found in lakes. This collection emulates an eye-catching sandstone, with a varying grainy appearance and colour. Its varying design brings a sense of movement to surfaces, combined with a neutral-coloured warmth synonymous with the natural world.

The tiles come in an All in One or Polished finish in a choice of three colours —Cloud, Oat and Dolphin— and wide assortment of formats: 75,5x151 cm, 60x120 cm, 90x90 cm, 60x60 cm, plus a 33x100 cm wall tile model in a Natural finish.

LAKESTONE, como su nombre indica, está inspirada en las piedras que se obtienen en los lagos. Esta colección se caracteriza por ser una preciosa arenisca de grano variado en tamaño y color. Su gran diversidad gráfica aporta movimiento en conjunto, y una calidez neutra muy propia de la naturaleza.

Disponible en acabado All in One o Polished. En tres colores —Cloud, Oat y Dolphin— y con una gran variedad de formatos: 75,5x151 cm, 60x120 cm, 90x90 cm, 60x60 cm, y un revestimiento de 33x100 cm en acabado Natural.

Special Pieces Piezas Especiales

D. MIX	D. OBLIQUE	D. TRIANGLE
30x30 cm 11.8x11.8"	30x30 cm 11.8x11.8"	<i>White Body</i> 29x29 cm 11.4x11.4"

Formats Formatos

75,5x151 cm 30x60"	60x120 cm 24x48"	90x90 cm 36x36"	60x60 cm 24x24"	<i>White Body</i> 33,3x100 cm 13x40"



Shade variation: V1

FINISHES

- POLISHED
- NATURAL
- ALL IN ONE  
Antislip Soft

COLOURS

- Cloud
- Oat
- Dolphin



**The sandstone graphics are enhanced by the Polished finish.**

*Las gráficas de arenisca se ven potenciadas gracias al acabado Polished.*



■ LAKESTONE CLOUD/90x90/EP ■ LAKESTONE CLOUD DECOR/33,3X100/R



■ LAKESTONE CLOUD DECOR/33,3X100/R





PATTERNS VARIETY VARIEDAD GRÁFICA LAKESTONE OAT 75,5x151 cm FORMAT LAKESTONE OAT FORMATO 75,5x151 cm

## FORMATS FORMATOS

		Porcelain Porcelánico			White Body Pasta Blanca		
		75,5x151 cm 30x60"	60x120 cm 24x48"	90x90 cm 36x36"	60x60 cm 24x24"	33,3x100 cm 13x40"	33,3x100 cm 13x40" DECOR
Thickness Espesor		10 mm				10,5 mm	
Patterns Gráficas		12	11	9	12	8	6
CLOUD	Polished (EP)	28552 M58	28555 M40	28558 M2	-	-	-
	Natural (NT)	-	-	-	-	28574 M82	28573 M83
	All in One (AS)	28540 M92	28543 M91	28546 M81	28549 M98	-	-
OAT	Polished (EP)	28553 M58	28556 M40	28559 M2	-	-	-
	Natural (NT)	-	-	-	-	28571 M82	28572 M83
	All in One (AS)	28541 M92	28544 M91	28547 M81	28550 M98	-	-
DOLPHIN	Polished (EP)	28554 M58	28557 M40	28560 M2	-	-	-
	All in One (AS)	28542 M92	28545 M91	28548 M81	28551 M98	-	-

## TECHNICAL DATA DATOS TÉCNICOS

QB UPEC	60x120 cm 24x48"	60x60 cm 24x24"			
All in One (AS)	<i>in process of certification</i>				
All in One (AS)	DIN 51130 R11	DIN 51097 A + B + C	UNE-41901 EX Class 3	BS 7976-2 (PTV) +36 Wet	ANSI A137.1 (DCOF) >0,42 Wet

Scan and discover the LAKESTONE collection:







## SPECIAL PIECES PIEZAS ESPECIALES

\* Only suitable for wall installations.  
\* Adecuado únicamente como revestimiento.


Porcelain Porcelánico (10 mm)

D.OBLIQUE 30x30 cm 11.8x11.8 "			
	CLOUD	Polished (EP) & All in One (AS)	29165 U55
	OAT	Polished (EP) & All in One (AS)	29167 U55
	DOLPHIN	Polished (EP) & All in One (AS)	29166 U55

White Body Pasta Blanca (10 mm)

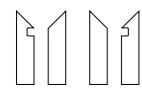
D. TRIANGLE 29x29 cm 11.4x11.4 "			
	CLOUD	Natural (NT)	29223 U55
	OAT	Natural (NT)	29225 U55

Porcelain Porcelánico (10 mm)

D. MIX 30x30 cm 11.8x11.8 "			
	LAKESTONE CLOUD, OAT & DOLPHIN	Polished (EP)	29162 U49
		All in One (AS)	29164 U49

## COMPLEMENTARY PIECES PIEZAS COMPLEMENTARIAS

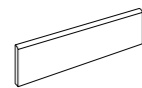
S.K.I. S.K.D.



8x30 cm  
3.1x11.8 "

Polished (EP)	U53
All in One (AS)	U53

SKIRTING

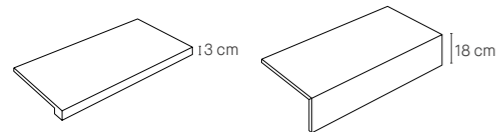


8x90 cm 8x75,5 cm 8x60 cm  
3.1x35.4 " 3.1x29.7 " 3.1x23.6 "

Polished (EP)	U44	U43	U35
All in One (AS)	U44	U43	U35

STAIR TREADS

TECHNICAL (PT) SEAMLESS (PL/18)

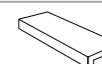
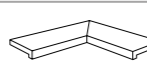

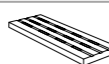
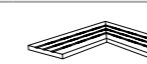



30x151 cm 30x120 cm 30x90 cm 30x75,5 cm 30x60 cm  
11.8x59.4 " 11.8x47.2 " 11.8x35.4 " 11.8x29.7 " 11.8x23.6 "


Polished (EP)	U86	U75	U76	U76	U54
All in One (AS)	U80	U75	U76	U70	U54

## POOL PIECES PIEZAS DE PISCINA

Porcelain Porcelánico

					
P.V. (POOL COPING)	ANG.P.V. (POOL COPING INTERNAL CORNER)	E.P.V. (POOL COPING EXTERNAL CORNER)	REJ. (DRAINAGE GRATE)	ANG.REJ. (ANGLE CORNER DRAINAGE GRATE)	T.REJ. (SQUARE CORNER DRAINAGE GRATE)
20x90x1 cm 8x35.4x0.4 "	20x90x1 cm 8x35.4x0.4 "	20x90x1 cm 8x35.4x0.4 "	15x45x2,3 cm 6x17.7x0.9 "	15x45x2,3 cm 6x17.7x0.9 "	15x15x2,3 cm 6x6x0.9 "

CLOUD	All in One (AS)	29996 M81	30003 M75	30006 M75	30009 M54	30012 M75	30015 M71
OAT	All in One (AS)	30001 M81	30004 M75	30008 M75	30011 M54	30013 M75	30017 M71
DOLPHIN	All in One (AS)	30002 M81	30005 M75	30007 M75	30010 M54	30014 M75	30016 M71



■ D.LAKESTONE OBLIQUE CLOUD/30X30

# Look *collection*



LOOK is an unparalleled wall tile collection in a 33,3x100 cm format and Natural finish. It unites a metal finish with a selection of trendsetting colours for creating living spaces with chic personality.

Its colours range from neutral White or Metal to in-vogue Copper or Blue. Because its colours can easily be mixed and matched, unique-looking settings with a strong exclusive appeal can easily be created.


LOOK es la colección de revestimiento por excelencia, donde el acabado metalizado y la tendencia del color se aúnan para crear espacios con personalidad y sofisticación.

Sus tonos van desde el Blanco o Metal como tonos más neutros, hasta colores como el Copper o el Blue, para aquellos que apuestan por los tonos en tendencia. Su combinabilidad permite crear espacios únicos, y al mismo tiempo exclusivos. Disponible en formato 33,3x100 cm, y acabado Natural.

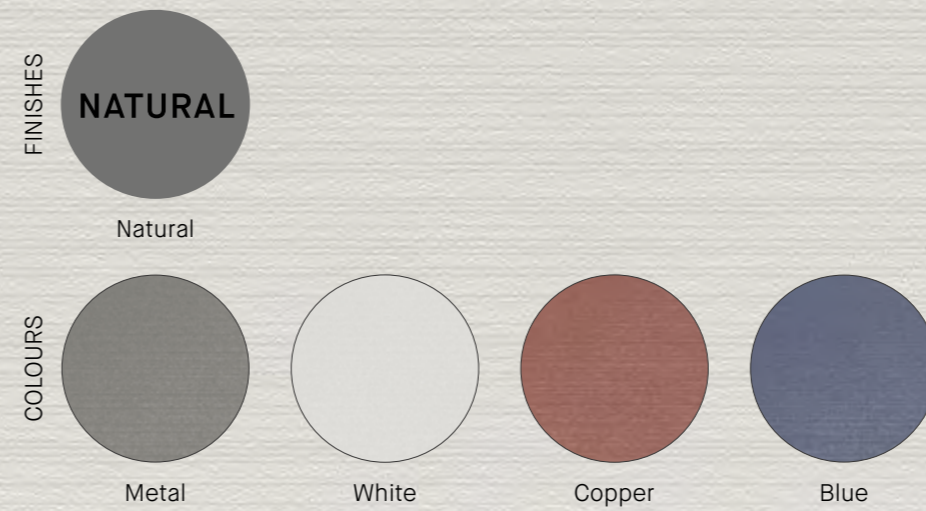


Formats Formatos

White Body  
33,3x100 cm  
13x40 °



Shade variation: V1



Look colours can easily be mixed, and an exclusive appeal can be created.

*Look es fácilmente combinable y permite crear espacios exclusivos.*





LOOK METAL CHEVRON NT/33,3X100/R



LOOK METAL CHEVRON NT/33,3X100/R





## FORMATS FORMATOS

White Body Pasta Blanca

		33,3x100 cm 13x40 "	33,3x100 cm 13x40 " CHEVRON	33,3x100 cm 13x40 " DIAMOND
Thickness Espesor		10,5 mm		
Patterns Gráficas		1	1	1
METAL	Natural (NT)	28575 M96	28579 M97	-
WHITE	Natural (NT)	28577 M82	28580 M83	28584 M83
COPPER	Natural (NT)	28576 M96	28581 M97	-
BLUE	Natural (NT)	28578 M96	28582 M97	-

Scan and discover the  
LOOK collection:



# Lumina *collection*





LUMINA is a soft-coloured collection inspired by the semi-precious stone, onyx. This is a unique collection, with the mirror-like shine characteristic of MUSEUM's glazed porcelain tiles, suitable for all kinds of living spaces.

Now it comes in a 75,5x151 cm or 60x120 cm formats, and in a choice of two colours: Ice and Beige.

La colección LUMINA, inspirada en el ónice, representa una piedra semipreciosa sobre una paleta de color suave, que junto con el alto brillo característico del porcelánico esmaltado pulido MUSEUM, la convierten en una colección única para todo tipo de ambientes.

Actualmente, se encuentra disponible en los formatos 75,5x151 cm y 60x120 cm, y en dos colores: Ice y Beige.



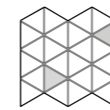
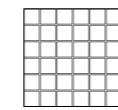
Special Pieces Piezas Especiales

D. MOSAIC

D. TRIANGLE

30x30 cm  
11.8x11.8"

29x29 cm  
11.4x11.4"



Formats Formatos



Shade variation: V1



Polished



Ice




Beige



Characteristic graphical depth of a semi-precious stone.

*Profundidad gráfica característica de una piedra semi-preciosa.*



PATTERNS VARIETY VARIEDAD GRÁFICA LUMINA ICE & BEIGE 60x120 cm FORMAT LUMINA ICE Y BEIGE FORMATO 60x120 cm

## FORMATS FORMATOS

		Porcelain Porcelánico	
		75,5x151 cm 30x60 "	60x120 cm 24x48 "
Thickness Espesor		10 mm	
Patterns Gráficas		12	9
ICE	Polished (EP)	25579 M58	25703 M40
BEIGE	Polished (EP)	25288 M58	19254 M40

## SPECIAL PIECES PIEZAS ESPECIALES

\* Only suitable for wall installations.  
\* Adecuado únicamente como revestimiento.

Porcelain Porcelánico (10 mm)				Porcelain Porcelánico (10 mm)			
D. MOSAIC 30x30 cm 11.8x11.8 "				D. TRIANGLE 29x29 cm 11.4x11.4 "			
	ICE	Polished (EP)	26358 U49		ICE	Polished (EP)	26357 U58
	BEIGE	Polished (EP)	19549 U49		BEIGE	Polished (EP)	26356 U58

## COMPLEMENTARY PIECES PIEZAS COMPLEMENTARIAS

S.K.I. S.K.D.		SKIRTING		
	8x30 cm 3.1x11.8 "		8x75,5 cm 3.1x29.7 "	8x60 cm 3.1x23.6 "
Polished (EP)	U53	Polished (EP)	U43	U35
STAIR TREADS				
TECHNICAL (PT)		SEAMLESS (PL/18)		
	13 cm		18 cm	
		30x151 cm 11.8x59.4 "	30x120 cm 11.8x47.2 "	30x75,5 cm 11.8x29.7 "
		30x60 cm 11.8x23.6 "		
	Polished (EP)	U86	U75	U76 U54

Scan and discover the LUMINA collection:



# Macchia Vecchia *collection*



MACCHIA VECCHIA is the outcome of a quest to create a collection with a white surface crisscrossed by strong grey and gold veins that emulates Carrara marble. This collection stands out for the beauty of Carrara's singular design, available in 75,5x151 cm and 60x120 cm formats, in a Natural or Polished finish.

Book match designs as a decorative element give a personal touch to any space, creating perfect combinations that always stand out for their high degree of deluxe elegance.

La búsqueda de una superficie blanca con marcadas vetas grises y doradas inspira MACCHIA VECCHIA, a través de su propio mármol Carrara. Esta colección destaca por la belleza de su peculiar gráfica, en formatos 75,5x151 cm y 60x120 cm, en acabados Natural y Pulido.

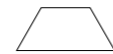
Los diseños book match como toque decorativo aportan gran personalidad a los espacios, permitiendo combinaciones perfectas, donde la elegancia y el lujo destacan al más alto nivel.




Special Pieces Piezas Especiales

**TRAP.**

**34,1x14,7 cm**  
13.4x5.8 "




Formats Formatos



Shade variation: V2

FINISHES




Natural



Polished

COLOURS



Gold




■ BM MACCHIA VECCHIA A/75,5X151/EP & BM MACCHIA VECCHIA B/75,5X151/EP ■ MACCHIA VECCHIA/75,5X151/EP

## FORMATS FORMATOS

		Porcelain Porcelánico	
		75,5x151 cm 30x60 "	60x120 cm 24x48 "
Thickness Espesor		10 mm	
Patterns Gráficas		18	20
GOLD	Natural (NT)	25923 M59	25921 M66
	Polished (EP)	25922 M58	25920 M40

Book Match option 1

Book Match option 2



Porcelain Porcelánico

BOOK MATCH 75,5x151 cm 30x60 "

GOLD	Polished (EP)	A	26596 M35
		B	26597 M35



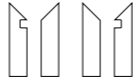
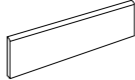
PATTERNS VARIETY VARIEDAD GRÁFICA MACCHIA VECCHIA GOLD 75,5x151 cm FORMAT MACCHIA VECCHIA GOLD FORMATO 75,5x151 cm

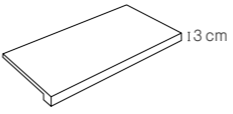
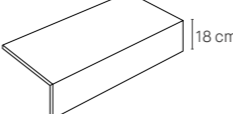
## SPECIAL PIECES PIEZAS ESPECIALES

Porcelain Porcelánico (10 mm)

<b>TRAP.</b>		34,1x14,7 cm 13.4x5.8 "	
	<b>GOLD</b>	Polished (EP)	<b>26314</b> U28
		Natural (NT)	<b>26315</b> U28

## COMPLEMENTARY PIECES PIEZAS COMPLEMENTARIAS

S.K.I. S.K.D.		SKIRTING				
		8x30 cm 3.1x11.8 "		8x100 cm 3.1x39.4 "	8x75,5 cm 3.1x29.7 "	8x60 cm 3.1x23.6 "
Polished (EP)	U53	Polished (EP)	-	U43	U35	
Natural (NT)	U53	Natural (NT)	U45	U43	U35	

STAIR TREADS					
TECHNICAL (PT)		SEAMLESS (PL/18)			
					
13 cm		18 cm			
		30x151 cm 11.8x59.4 "	30x120 cm 11.8x47.2 "	30x75,5 cm 11.8x29.7 "	30x60 cm 11.8x23.6 "
Polished (EP)		U86	U75	U76	U54
Natural (NT)		U80	U75	U70	U54

## TECHNICAL DATA DATOS TÉCNICOS

	DIN 51130	DIN 51097	UNE-41901 EX	BS 7976-2 (PTV)	ANSI A137.1 (DCOF)
Natural (NT)	-	-	Class 1	-	>0,42 Wet

Scan and discover the  
MACCHIA VECCHIA collection:



# Mainstone *collection*



[Back to INDEX](#)  
[Volver al INCIDE](#)



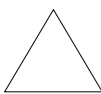
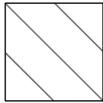
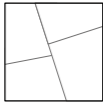

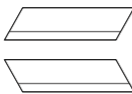
MAINSTONE is a porcelain tile collection inspired by more soothing versions of Breccia stone. It stands out particularly for its well-balanced shades, with a distinctive subtle pattern that lends it a modern and elegant appeal.

Comes in a Shaped, Natural, Polished or Antislip finish in four particular warm colours: Cloud, Oat, Dolphin & Moon. It is available in a 100x260 cm, 100x180 cm, 75,5x151 cm, 60x120 cm, 90x90 cm or 60x60 cm format and also in 33,3x100 cm wall tiles in a Natural finish, in addition to a 33,3x100 cm chevron decor.

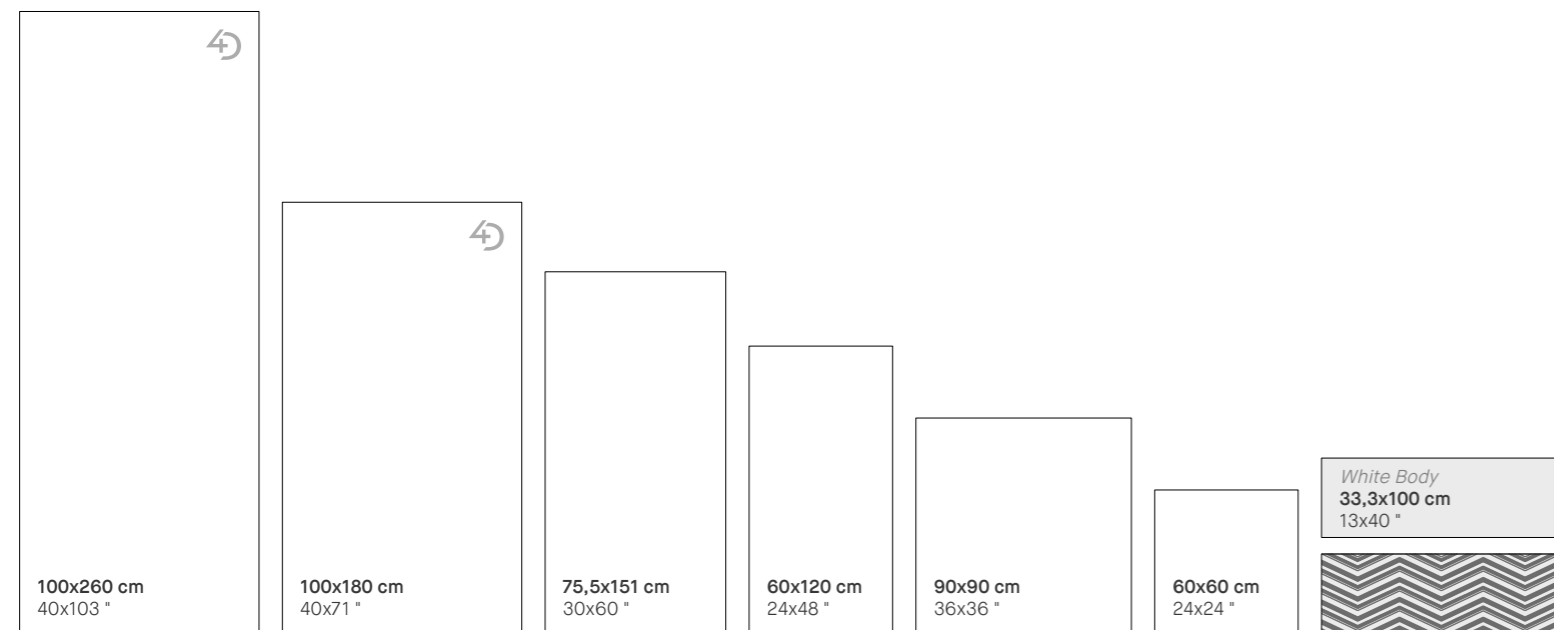
MAINSTONE es una colección de porcelánico, inspirada en una Breccia calmada, que se caracteriza principalmente por una estética compensada a nivel tono, y diferenciada de forma sutil por un ligero vetado, que le proporciona un carácter moderno y elegante al mismo tiempo.

Se encuentra disponible en acabado Shaped, Natural, Polished o Antislip, sobre una variedad cromática con especial aporte cálido, diferenciados en cuatro tonos: Cloud, Oat, Dolphin y Moon. Se presenta en formatos 100x260 cm, 100x180 cm, 75,5x151 cm, 60x120 cm, 90x90 cm, 60x60 cm y, en revestimiento acabado natural, 33,3x100 cm, acompañado de un decorado chevron también en dicho formato.

Special Pieces Piezas Especiales

TRI.	D. DIAGONALE	D. TANGRAM	D. TRIANGLE	D. ARR
29,9x25,7 cm 11.8x10.1"	30x30 cm 11.8x11.8"	30x30 cm 11.8x11.8"	White Body 29x29 cm 11.4x11.4"	14,6x51 cm 5.7x20.1"
				

Formats Formatos



Shade variation: V1

FINISHES

- SHAPED
- NATURAL
- POLISHED
- ANTISLIP

COLOURS

- Cloud
- Oat
- Dolphin
- Moon

**Modernity and elegance when combining stone and marble such as Mainstone and Calacatta 4D.**

*Modernidad y elegancia al combinar piedra y mármol como la de Mainstone y Calacatta 4D.*





SHAPED





■ & ■ MAINSTONE CLOUD SP/100x180/R



MAINSTONE CLOUD SP





■ MAINSTONE CLOUD NT/60x60/C/R ■ MAINSTONE CLOUD/33,3x100/R & MAINSTONE CLOUD DECOR/33,3x100/R



■ MAINSTONE CLOUD DECOR/33,3x100/R




PATTERNS VARIETY VARIEDAD GRÁFICA MAINSTONE MOON 75,5x151 cm FORMAT MAINSTONE MOON FORMATO 75,5x151 cm

## FORMATS FORMATOS

		Porcelain Porcelánico					White Body Pasta Blanca		
		100x260 cm 40x103 "	100x180 cm 40x71 "	75,5x151 cm 30x60 "	60x120 cm 24x48 "	90x90 cm 36x36 "	60x60 cm 24x24 "	33,3x100 cm 13x40 "	33,3x100 cm 13x40 " DECOR
Thickness Espesor		6 mm	8 mm	10 mm			10,5 mm		
Patterns Gráficas		5	10	12	16	8	32	20	10
CLOUD	Shaped (SP)	-	<b>28595</b> M94	-	-	-	-	-	-
	Polished (EP)	-	-	<b>27242</b> M58	<b>27247</b> M40	<b>27254</b> M2	-	-	-
	Natural (NT)	<b>28707</b> M90	-	<b>27835</b> M59	<b>27250</b> M66	<b>27258</b> M68	<b>27262</b> M60	<b>27516</b> M82	<b>27521</b> M83
	Antislip (A)	-	-	-	-	<b>27819</b> M81	-	-	-
OAT	Shaped (SP)	-	<b>28718</b> M94	-	-	-	-	-	-
	Polished (EP)	-	-	<b>27243</b> M58	<b>27244</b> M40	<b>27255</b> M2	-	-	-
	Natural (NT)	<b>28710</b> M89	-	<b>27838</b> M59	<b>27251</b> M66	<b>27257</b> M68	<b>27263</b> M60	<b>27514</b> M82	<b>27518</b> M83
	Antislip (A)	-	-	-	-	<b>27829</b> M81	-	-	-
DOLPHIN	Shaped (SP)	-	<b>28719</b> M94	-	-	-	-	-	-
	Polished (EP)	-	-	<b>27241</b> M58	<b>27246</b> M40	<b>27253</b> M2	-	-	-
	Natural (NT)	<b>28708</b> M89	-	<b>27836</b> M59	<b>27249</b> M66	<b>27259</b> M68	<b>27261</b> M60	<b>27515</b> M82	<b>27519</b> M83
	Antislip (A)	-	-	-	-	<b>27828</b> M81	-	-	-
MOON	Shaped (SP)	-	<b>28717</b> M94	-	-	-	-	-	-
	Polished (EP)	-	-	<b>27240</b> M58	<b>27245</b> M40	<b>27252</b> M2	-	-	-
	Natural (NT)	<b>28801</b> M89	-	<b>27837</b> M59	<b>27248</b> M66	<b>27256</b> M68	<b>27260</b> M60	<b>27517</b> M82	<b>27520</b> M83
	Antislip (A)	-	-	-	-	<b>27830</b> M81	-	-	-

## TECHNICAL DATA DATOS TÉCNICOS

	 UPEC	60x120 cm 24x48 "	90x90 cm 36x36 "	60x60 cm 24x24 "		
Natural (NT) 10 mm		U4 P3 E3 C2	U4 P3 E3 C2	U4 P4+ E3 C2		
		DIN 51130	DIN 51097	UNE-41901 EX	BS 7976-2 (PTV)	ANSI A137.1 (DCOF)
Natural (NT) 10 mm		R10	-	Class 2	+36 Wet	>0,42 Wet
Shaped (SP)		-	-	Class 1	-	>0,42 Wet
Antislip (A)		R11	A + B + C	Class 3	+36 Wet	>0,42 Wet

Scan and discover the MAINSTONE collection:





## SPECIAL PIECES PIEZAS ESPECIALES

\* Only suitable for wall installations.  
\* Adecuado únicamente como revestimiento.

Porcelain Porcelánico (10 mm)

TRI.	29,9x25,7 cm 11.8x10.1 "		
	CLOUD	Polished (EP)	27854 U34
		Natural (NT)	27847 U34
	OAT	Polished (EP)	27855 U34
		Natural (NT)	27849 U34
	DOLPHIN	Polished (EP)	27856 U34
		Natural (NT)	27850 U34
	MOON	Polished (EP)	27857 U34
		Natural (NT)	27851 U34

White Body Pasta Blanca (10,5 mm)

* D. TRIANGLE	29x29 cm 11.4x11.4 "		
	CLOUD	Natural (NT)	27885 U55
	OAT	Natural (NT)	27888 U55
	DOLPHIN	Natural (NT)	27886 U55
	MOON	Natural (NT)	27887 U55

Porcelain Porcelánico (10 mm)

** D. ARR. 1	14,6x51 cm 5.7x20.1 "		
	MAINSTONE OAT OROBICO LIGHT	Polished (EP)	27889 U51
	MAINSTONE MOON OROBICO DARK	Polished (EP)	27891 U51
<b>** D. ARR. 2</b>			
	MAINSTONE OAT OROBICO LIGHT	Polished (EP)	27890 U51
	MAINSTONE MOON OROBICO DARK	Polished (EP)	27892 U51

Porcelain Porcelánico (10 mm)

D. DIAGONALE	30x30 cm 11.8x11.8 "		
	MAINSTONE OAT OROBICO LIGHT	Polished (EP)	27893 U51
	MAINSTONE DOLPHIN OROBICO DARK	Polished (EP)	27894 U51

Porcelain Porcelánico (10 mm)

D. TANGRAM	30x30 cm 11.8x11.8 "		
	MAINSTONE MIX CLOUD, OAT, DOLPHIN & MOON	Polished (EP)	27883 U53
		Natural (NT)	27884 U53

\*\* 1 m<sup>2</sup> composition = 14 pieces (7 pieces D.ARR 1 + 7 pieces D.ARR 2) approximately.  
\*\* Composición de 1 m<sup>2</sup> = 14 piezas (7 piezas D.ARR 1 + 7 piezas D.ARR 2) aproximadamente.

## COMPLEMENTARY PIECES PIEZAS COMPLEMENTARIAS

S.K.I.	S.K.D.	SKIRTING					
			8x30 cm 3.1x11.8 "	8x100 cm 3.1x39.4 "	8x90 cm 3.1x35.4 "	8x75,5 cm 3.1x29.7 "	8x60 cm 3.1x23.6 "
Polished (EP)	U53	Polished (EP)	-	U44	U43	U35	
Shaped (SP)	U53	Shaped (SP)	U45	-	-	-	
Natural (NT)	U53	Natural (NT)	-	U44	U43	U35	
Antislip (A)	U53	Antislip (A)	-	U44	-	-	

STAIR TREADS	TECHNICAL (PT)	SEAMLESS (PL/18)	*** When thickness is 6 mm, A = 18 mm; when 8 mm, then A = 24 mm; when 10 mm, then A = 30 mm. *** Cuando el espesor es 6 mm, A = 18 mm; cuando es 8 mm, A = 24 mm; cuando es 10 mm, A = 30 mm.						
			30x180 cm 11.8x70.8 "	30x151 cm 11.8x59.4 "	30x120 cm 11.8x47.2 "	30x100 cm 11.8x39.4 "	30x90 cm 11.8x35.4 "	30x75,5 cm 11.8x29.7 "	30x60 cm 11.8x23.6 "
Polished (EP)	-	U86	U75	-	U76	U76	U54		
Shaped (SP)	U90	-	-	U74	-	-	-		
Natural (NT)	-	U80	U75	U74	U76	U70	U54		
Antislip (A)	-	-	-	-	U76	-	-		



■ OUTDOOR MAINSTONE OAT/90x90/A/R INDOOR MAINSTONE OAT/90x90/EP

## POOL PIECES PIEZAS DE PISCINA

		Porcelain Porcelánico					
		P.V. (POOL COPING) 20x90x1 cm 8x35.4x0.4 "	ANG.P.V. (POOL COPING INTERNAL CORNER) 20x90x1 cm 8x35.4x0.4 "	E.P.V. (POOL COPING EXTERNAL CORNER) 20x90x1 cm 8x35.4x0.4 "	REJ. (DRAINAGE GRATE) 15x45x2,3 cm 6x17.7x0.9 "	ANG.REJ. (ANGLE CORNER DRAINAGE GRATE) 15x45x2,3 cm 6x17.7x0.9 "	T.REJ. (SQUARE CORNER DRAINAGE GRATE) 15x15x2,3 cm 6x6x0.9 "
CLOUD	Antislip (A)	27907 U81	27911 U75	27915 U75	27923 U54	27927 U75	27928 U71
OAT	Antislip (A)	27908 U81	27912 U75	27922 U75	27926 U54	27934 U75	27931 U71
DOLPHIN	Antislip (A)	27909 U81	27913 U75	27920 U75	27924 U54	27932 U75	27929 U71
MOON	Antislip (A)	27910 U81	27914 U75	27921 U75	27925 U54	27933 U75	27930 U71

# Marquina

*collection*




This collection is inspired by the well-known black marble of the same name. Suitable for a wide range of settings, it stands out for its chic elegance. The collection's irregular white veined pattern contrasts with the purity of its black background.

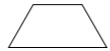
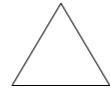
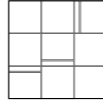
Available in a 60x120 cm or 75,5x151 cm format, MARQUINA is a perfect solution for living spaces of all kinds, thanks to its natural and polished finishes, which can be used on different surfaces to ensure greater continuity.

Inspirada en el conocido mármol negro MARQUINA, esta colección es especialmente combinable con todo tipo de ambientes, destacando por su sofisticación y elegancia. Sus irregulares vetas blancas contrastan con la pureza del negro de su base.



Disponible en los formatos 60x120 cm y 75,5x151 cm, MARQUINA es una solución perfecta para todo tipo de espacios gracias a sus acabados Natural y Pulido, que permiten combinar su colocación dependiendo del tipo de la superficie, ganando así en versatilidad.



Special Pieces Piezas Especiales

TRAP.	TRI.	D. MOSAIC
34,1x14,7 cm 13.4x5.8"	14,7x16,7 cm 5.8x6.6"	30x30 cm 11.8x11.8"
		

Formats Formatos

	
75,5x151 cm 30x60"	60x120 cm 24x48"

Shade variation: V2

FINISHES



Polished



Natural

COLOURS




Black



**Black & white style: distinction and purity in the rooms.**

*Estilo blanco y negro: distinción y pureza en los espacios.*



PATTERNS VARIETY VARIEDAD GRÁFICA MARQUINA BLACK 75,5x151 cm FORMAT MARQUINA BLACK FORMATO 75,5x151 cm


## FORMATS FORMATOS

		Porcelain Porcelánico	
		75,5x151 cm 30x60 "	60x120 cm 24x48 "
Thickness Espesor		10 mm	
Patterns Gráficas		12	15
BLACK	Polished (EP)	23453 M74	23461 M73
	Natural (NT)	23473 M59	23471 M66

## SPECIAL PIECES PIEZAS ESPECIALES

\* Only suitable for wall installations.  
\* Adecuado únicamente como revestimiento.

Porcelain Porcelánico (10 mm)

TRAP.	34,1x14,7 cm 13.4x5.8 "		
	BLACK	Polished (EP)	23563 U28
		Natural (NT)	23686 U28

Porcelain Porcelánico (10 mm)

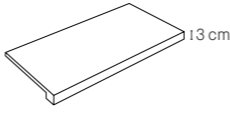
TRI.	14,7x16,7 cm 5.8x6.6 "		
	BLACK	Polished (EP)	23560 U13
		Natural (NT)	23689 U13

Porcelain Porcelánico (10 mm)

D. MOSAIC	30x30 cm 11.8x11.8 "		
	BLACK	Polished (EP)	23542 U58

## COMPLEMENTARY PIECES PIEZAS COMPLEMENTARIAS

S.K.I. S.K.D.	8x30 cm 3.1x11.8 "	SKIRTING	8x75,5 cm 3.1x29.7 "	8x60 cm 3.1x23.6 "
	Polished (EP)	U53	Polished (EP)	U43
				U35
Natural (NT)	U53	Natural (NT)	U43	U35

STAIR TREADS					
TECHNICAL (PT)	SEAMLESS (PL/18)				
	13 cm	30x151 cm 11.8x59.4 "	30x120 cm 11.8x47.2 "	30x75,5 cm 11.8x29.7 "	30x60 cm 11.8x23.6 "
Natural (NT)	18 cm	U80	U75	U70	U54

## TECHNICAL DATA DATOS TÉCNICOS

	DIN 51130	DIN 51097	UNE-41901 EX	BS 7976-2 (PTV)	ANSI A137.1 (DCOF)
Natural (NT)	-	-	Class 1	-	>0,42 Wet

Scan and discover the MARQUINA collection:



# Onix *collection*



ONIX's spectacular pattern comes in 75,5x151 cm and 60x120 cm formats, in a unique Polished finish.

Its pattern is inspired by onyx, a semiprecious stone appreciated since ancient times for its eye-catching beauty. Today it is one of the most up-to-the-minute deluxe wall and floor tiles.

ONIX lleva la espectacularidad de su gráfica a los formatos 75,5x151 cm y 60x120 cm, en un único acabado Pulido.

Su gráfica se inspira en la piedra semipreciosa Ónice, valorada como una piedra de valor estético desde la antigüedad. Hoy se posiciona entre los productos más en tendencia para pavimentos y revestimientos lujosos.



Formats Formatos



Shade variation: V2



Polished



Pearl


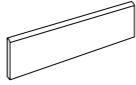
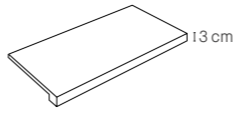
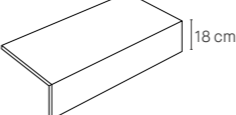


PATTERNS VARIETY VARIEDAD GRÁFICA ONIX PEARL 75,5x151 cm FORMAT ONIX PEARL FORMATO 75,5x151 cm

## FORMATS FORMATOS

		Porcelain Porcelánico	
		75,5x151 cm 30x60 "	60x120 cm 24x48 "
Thickness Espesor		10 mm	
Patterns Gráficas		18	18
	PEARL Polished (EP)	21069 M58	22110 M40

## COMPLEMENTARY PIECES PIEZAS COMPLEMENTARIAS

S.K.I. S.K.D.		SKIRTING		
	8x30 cm 3.1x11.8 "		8x75,5 cm 3.1x29.7 "	8x60 cm 3.1x23.6 "
Polished (EP)	U53	Polished (EP)	U43	U35
STAIR TREADS				
TECHNICAL (PT)		SEAMLESS (PL/18)		
	13 cm		18 cm	
		30x151 cm 11.8x59.4 "	30x120 cm 11.8x47.2 "	30x75,5 cm 11.8x29.7 "
				30x60 cm 11.8x23.6 "
	Polished (EP)	U86	U75	U76
				U54





# Opera *collection*



OPERA's exquisite design is inspired by cappuccino coffee, shot with cracked veins, in a choice of two colours. The first, OPERA Brown, is a wonderfully warm colour, with veins and dark browns that stand out against a capricious bold background, while the second, Opera Fumo, is dark anthracite in colour with a distinctive warm allure.

OPERA comes in a unique Polished finish, a mirror-like shine for glazed porcelain tiles, in a choice of two formats: 75,5x151 cm and 60x120 cm. The collection brings a stylish contemporary appeal to living spaces, drawing all attention to the flooring.

Su exquisita gráfica interpreta un capuchino con vetas craqueadas, disponible en dos colores, OPERA Brown y OPERA Fumo. El primero, es un tono cálido por excelencia, donde las vetas y la intensidad de marrones resaltan sobre su gráfica rota y de fuerte carácter, mientras que el segundo, es un tono antracita también muy intenso, pero con un toque cálido y singular.

Su acabado único Pulido, representa el alto brillo en porcelánico esmaltado, en dos versiones de formatos tanto en 75,5x151 cm como en 60x120 cm. Como resultado de su aplicación, se obtienen espacios contemporáneos y verdaderamente estilizados, donde el pavimento es el protagonista por excelencia.



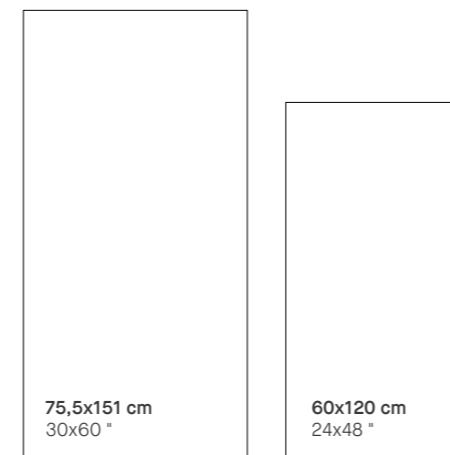
Special Pieces Piezas Especiales

**TRAP.**

**34,1x14,7 cm**  
13.4x5.8 "



Formats Formatos



Shade variation: V2

FINISHES  
COLOURS



Polished



Brown



Fumo





Warm and cold colour ranges to accompany an elegant and industrial style.

*Gamas cromáticas cálidas y frías para acompañar un estilo de lo más elegante e industrial.*





PATTERNS VARIETY VARIEDAD GRÁFICA OPERA BROWN 60x120 cm FORMAT OPERA BROWN FORMATO 60x120 cm

## FORMATS FORMATOS

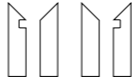
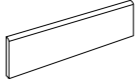
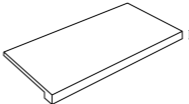
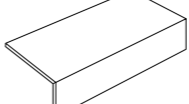
		Porcelain Porcelánico	
		75,5x151 cm 30x60 "	60x120 cm 24x48 "
Thickness Espesor		10 mm	
Patterns Gráficas		12	20
	BROWN Polished (EP)	25966 M74	25963 M73
	FUMO Polished (EP)	25971 M74	25964 M73

## SPECIAL PIECES PIEZAS ESPECIALES

Porcelain Porcelánico (10 mm)

TRAP.		34,1x14,7 cm 13.4x5.8 "	
	BROWN Polished (EP)	26318 U28	
	FUMO Polished (EP)	26319 U28	

## COMPLEMENTARY PIECES PIEZAS COMPLEMENTARIAS

S.K.I. S.K.D.		SKIRTING		
	8x30 cm 3.1x11.8 "		8x75,5 cm 3.1x29.7 "	8x60 cm 3.1x23.6 "
Polished (EP)	U53	Polished (EP)	U43	U35
STAIR TREADS				
TECHNICAL (PT)		SEAMLESS (PL/18)		
	13 cm		18 cm	
		30x151 cm 11.8x59.4 "	30x120 cm 11.8x47.2 "	30x75,5 cm 11.8x29.7 "
		30x60 cm 11.8x23.6 "		
Polished (EP)		U86	U75	U76
				U54

Scan and discover the OPERA collection:



# Orobico *collection*



Arabescato OROBICO is a lovely marble with an untameable unique design. Its dark grey background is decorated in beige and caramel filaments, creating a stylish, highly singular colour combination. OROBICO's strong sense of movement in all four directions brings a chic dynamism to living spaces of all kinds.




The collection comes in two versions, Dark and Light, both inter-combinable. It is only available in a Polished finish in a 75,5x151 cm or 60x120 cm format. OROBICO also features a Book Match version in a 75,5x151 cm format as a decorative option.

El mármol precioso 'Arabescato' OROBICO destaca tanto por la belleza particular de su gráfica salvaje, como la intensidad de su fondo gris oscuro, que unido a variaciones de filamentos beige y color caramelo, le confieren una gama cromática única y elegante. Su riqueza de movimiento en los cuatro sentidos aporta dinamismo y sofisticación para todo tipo de espacios.



Representado en dos versiones Dark y Light totalmente combinables entre sí. Está disponible en un único acabado Pulido, y en formatos 75,5x151 cm y 60x120 cm. Además, dispone del Book Match en 75,5x151 cm, como elemento decorativo.



Special Pieces Piezas Especiales

TRI.	D. DIAGONALE	D. ARR
29,9x25,7 cm 11.8x10.1 *	30x30 cm 11.8x11.8 *	14,6x51 cm 5.7x20.1 *
		


Formats Formatos

	
75,5x151 cm 30x60 *	60x120 cm 24x48 *

Shade variation: V1



Polished



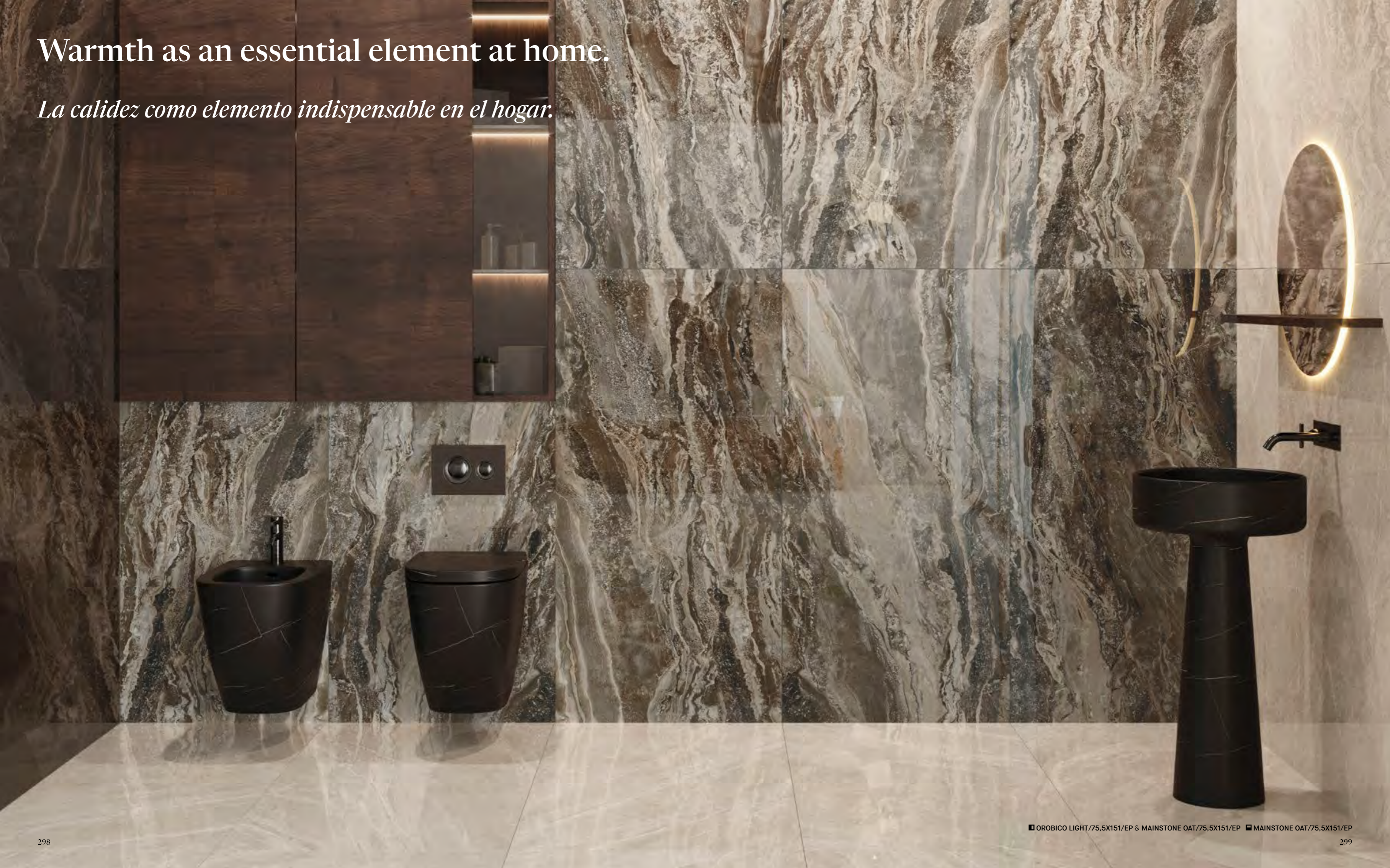
Light



Dark

Warmth as an essential element at home.

*La calidez como elemento indispensable en el hogar.*











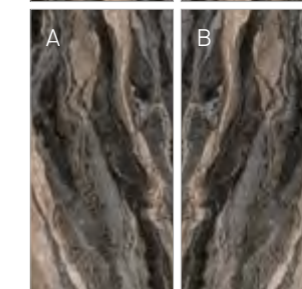
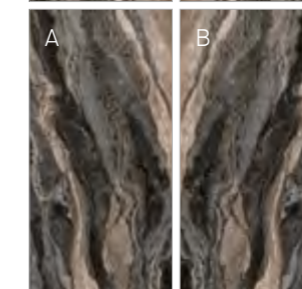
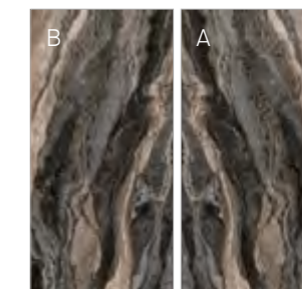
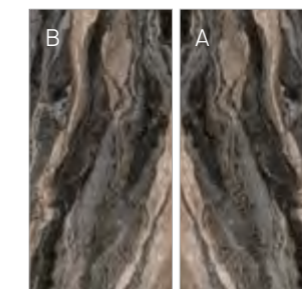
PATTERNS VARIETY VARIEDAD GRÁFICA OROBICO LIGHT 75,5x151 cm FORMAT OROBICO LIGHT FORMATO 75,5x151 cm


## FORMATS FORMATOS

		Porcelain Porcelánico	
		75,5x151 cm 30x60 "	60x120 cm 24x48 "
Thickness Espesor		10 mm	
Patterns Gráficas		14	14
	LIGHT Polished (EP)	<b>27337</b> M74	<b>27336</b> M73
	DARK Polished (EP)	<b>27338</b> M74	<b>27335</b> M73

Book Match option 1



Book Match option 2



		Porcelain Porcelánico	
		BOOK MATCH 75,5x151 cm 30x60 "	
	LIGHT & DARK Polished (EP)	A	<b>27339</b> M86
		B	<b>27340</b> M86

## SPECIAL PIECES PIEZAS ESPECIALES





Porcelain Porcelánico (10 mm)

TRI.	29,9x25,7 cm 11.8x10.1 "		
	LIGHT	Polished (EP)	27845 U34
	DARK	Polished (EP)	27846 U34

Porcelain Porcelánico (10 mm)

D. DIAGONALE	30x30 cm 11.8x11.8 "		
	OROBICO LIGHT MAINSTONE OAT	Polished (EP)	27893 U51
	OROBICO DARK MAINSTONE DOLPHIN	Polished (EP)	27894 U51

Porcelain Porcelánico (10 mm)

* D. ARR. 1	14,6x51 cm 5.7x20.1 "		
	OROBICO LIGHT MAINSTONE OAT	Polished (EP)	27889 U51
	OROBICO DARK MAINSTONE MOON	Polished (EP)	27891 U51
* D. ARR. 2			
	OROBICO LIGHT MAINSTONE OAT	Polished (EP)	27890 U51
	OROBICO DARK MAINSTONE MOON	Polished (EP)	27892 U51

\* 1 m<sup>2</sup> composition = 14 piezas  
(7 piezas D.ARR 1 + 7 piezas D.ARR 2) aproximately.  
\* Composición de 1 m<sup>2</sup> = 14 piezas  
(7 piezas D.ARR 1 + 7 piezas D.ARR 2) aproximadamente.

## COMPLEMENTARY PIECES PIEZAS COMPLEMENTARIAS

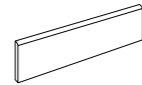
S.K.I. S.K.D.



8x30 cm  
3.1x11.8 "

Polished (EP) U53

SKIRTING

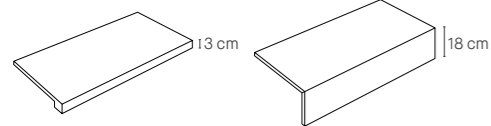


8x75,5 cm 8x60 cm  
3.1x29.7 " 3.1x23.6 "

Polished (EP) U43 U35

STAIR TREADS

TECHNICAL (PT) SEAMLESS (PL/18)



13 cm 18 cm  
30x151 cm 30x120 cm 30x75,5 cm 30x60 cm  
11.8x59.4 " 11.8x47.2 " 11.8x29.7 " 11.8x23.6 "

Polished (EP) U86 U75 U76 U54



D. OROBICO LIGHT/OAT DIAGONALE/30X30/EP

Scan and discover the  
OROBICO collection:



# Statuario Plus collection



This exclusive porcelain tile collection emulates some of the finest, more unusual examples of Carrara marble, taking nature as its source of inspiration to create tiles whose longitudinal black veins lend surfaces a unique timeless elegance.

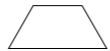
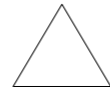
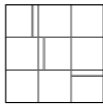
Available in a 60x120 cm or 75,5x151 cm format in a Natural or Polished finish, STATUARIO PLUS brings a chic sophistication to living spaces of all kinds.

Esta especial interpretación del mármol procedente de Carrara se concentra en los cortes más puros y poco frecuentes del mismo. La colección STATUARIO PLUS se sirve de la inspiración natural para crear un porcelánico exclusivo en el mercado que gracias a su venatura negra longitudinal le confieren una elegancia única, convirtiéndolo en un producto atemporal.



Disponible en formato 60x120 cm y 75,5x151 cm en acabados Natural y Pulido, la sofisticación de esta colección se transfiere a todo tipo de espacios.



Special Pieces Piezas Especiales


TRAP.	TRI.	D. MOSAIC
34,1x14,7 cm 13.4x5.8 "	14,7x16,7 cm 5.8x6.6 "	30x30 cm 11.8x11.8 "
		


Formats Formatos

	
75,5x151 cm 30x60 "	60x120 cm 24x48 "

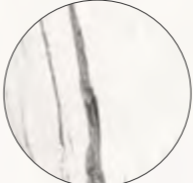
Shade variation: V2

FINISHES

 Polished

 Natural

COLOURS

 White


**Carrara marble is a timeless product with multiple combinations.**

*El mármol carrara es un producto atemporal y con múltiples combinabilidades.*





■ ■ STATUARIO PLUS/75,5X151/EP



Interior design project by ATG Design

■ ■ STATUARIO PLUS/75,5X151/EP


Interior design project by ATG Design



■ & ■ STATUARIO PLUS/75,5X151/EP


## FORMATS FORMATOS

Porcelain Porcelánico

		75,5x151 cm 30x60 "	60x120 cm 24x48 "
Thickness Espesor		10 mm	
Patterns Gráficas		15	16
 <p>WHITE</p>	Polished (EP)	23463 M58	23462 M40
	Natural (NT)	23467 M59	23472 M66

Book Match option 1

Book Match option 2



Porcelain Porcelánico

BOOK MATCH 75,5x151 cm 30x60 "

 <p>WHITE</p>	Polished (EP)	A	27216 M35
		B	27217 M35




PATTERNS VARIETY VARIEDAD GRÁFICA STATUARIO PLUS WHITE 60x120 cm FORMAT STATUARIO PLUS WHITE FORMATO 60x120 cm

## SPECIAL PIECES PIEZAS ESPECIALES

\* Only suitable for wall installations.  
\* Adecuado únicamente como revestimiento.

Porcelain Porcelánico (10 mm)

TRAP. 34,1x14,7 cm 13.4x5.8 "			
	WHITE	Polished (EP)	23564 U28
		Natural (NT)	23685 U28

Porcelain Porcelánico (10 mm)

TRI. 14,7x16,7 cm 5.8x6.6 "			
	WHITE	Polished (EP)	23561 U13
		Natural (NT)	23690 U13

Porcelain Porcelánico (10 mm)

D. MOSAIC 30x30 cm 11.8x11.8 "			
	WHITE	Polished (EP)	23541 U58

## COMPLEMENTARY PIECES PIEZAS COMPLEMENTARIAS

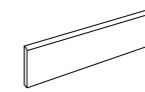
S.K.I. S.K.D.



8x30 cm  
3.1x11.8 "

Polished (EP)	U53
Natural (NT)	U53

SKIRTING

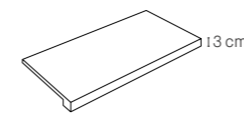


8x75,5 cm 8x60 cm  
3.1x29.7 " 3.1x23.6 "

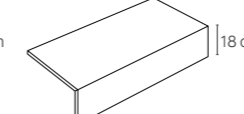
Polished (EP)	U43	U35
Natural (NT)	U43	U35

STAIR TREADS

TECHNICAL (PT) SEAMLESS (PL/18)



13 cm



18 cm

30x151 cm 30x120 cm 30x75,5 cm 30x60 cm  
11.8x59.4 " 11.8x47.2 " 11.8x29.7 " 11.8x23.6 "

Polished (EP)	U86	U75	U76	U54
Natural (NT)	U80	U75	U70	U54

## TECHNICAL DATA DATOS TÉCNICOS

	DIN 51130	DIN 51097	UNE-41901 EX	BS 7976-2 (PTV)	ANSI A137.1 (DCOF)
Natural (NT)	-	-	Class 1	-	>0,42 Wet

Scan and discover the  
STATUARIO PLUS collection:





# Supreme *collection*



SUPREME is a collection that unites stylish elegance with a strong design appeal. Inspired by select pieces of 'invisible blue' marble, its bluish-grey surface veining contrasts with the white background, lending each of the tiles a personality more synonymous with a work of art. One special peculiarity are the additional effects of the collection's Shaped finish, further enhancing its striking veined pattern, with end results that surpass those of the real marble.

Available in 4D TECH in a 100x260 cm Shaped finish, and 180x100 cm and 100x100 cm Premium Polished or Shaped finish. Also available in a Polished or Natural finish in 60x120 cm or 75,5x151 cm format, and in 33,3x100 cm wall tiles in a Natural finish.


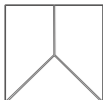
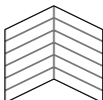
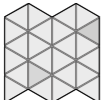

SUPREME is perfect for creating settings conceived to make a unique, highly original impact, elevating the concept of deluxe sophistication to new levels.

SUPREME es la colección donde el diseño y la elegancia se aúnan para sorprendernos. Inspirada en la versión más exclusiva del mármol 'invisible blue', representa una superficie de tonos grises azulados, que contrastan sobre su base blanca, proporcionándole carácter y personalidad a cada una de sus piezas, como si de una obra de arte se tratara. Con una particularidad, y es que su acabado Shaped, introduce efectos matéricos, que realzan todavía más su bella gráfica vetada, ofreciendo una composición que supera la propia naturaleza del mármol original.

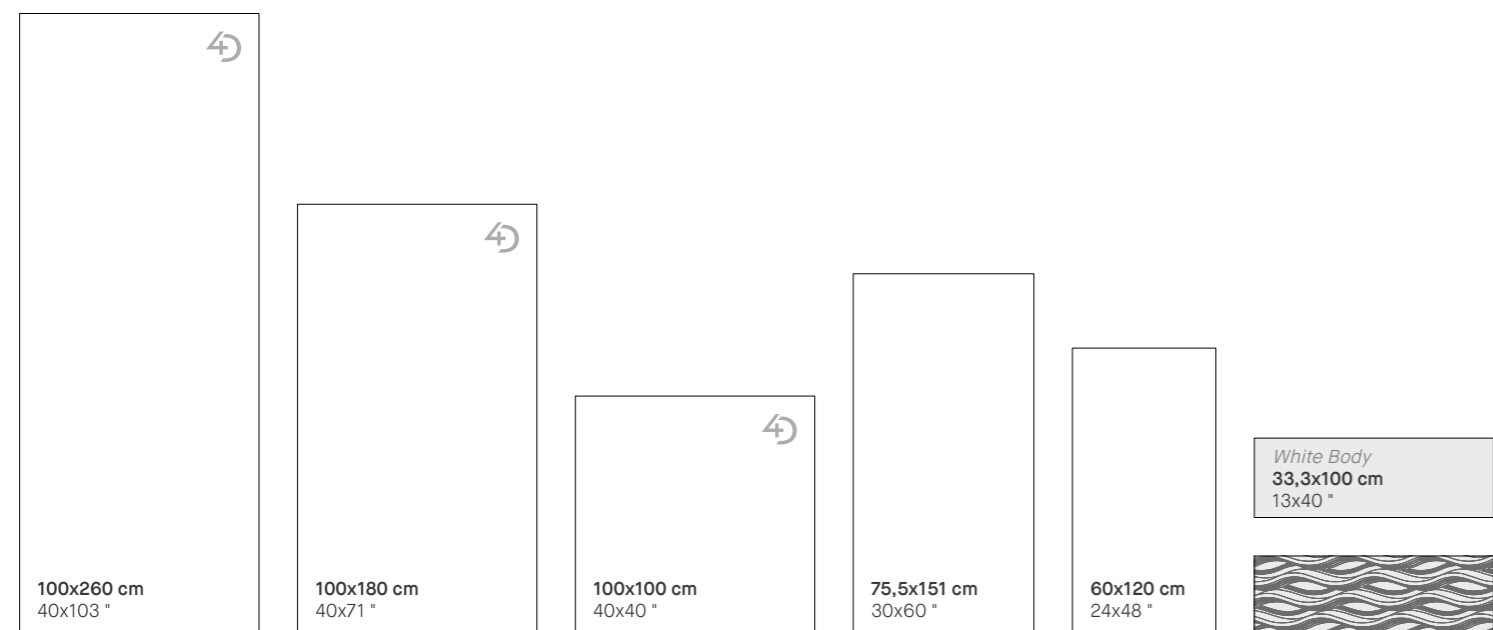
Disponible en 4D TECH, en 100x260 cm en acabado Shaped, y en los formatos 180x100 cm y 100x100 cm tanto en Pulido Premium como en acabado Shaped. Y también disponible en acabado Pulido y Natural en formatos 60x120 cm, 75,5x151 cm, y en revestimiento Natural de 33,3x100 cm.

En definitiva, SUPREME es una apuesta ideal para crear espacios únicos y excepcionales, donde lujo y sofisticación alcanzan su máxima expresión.

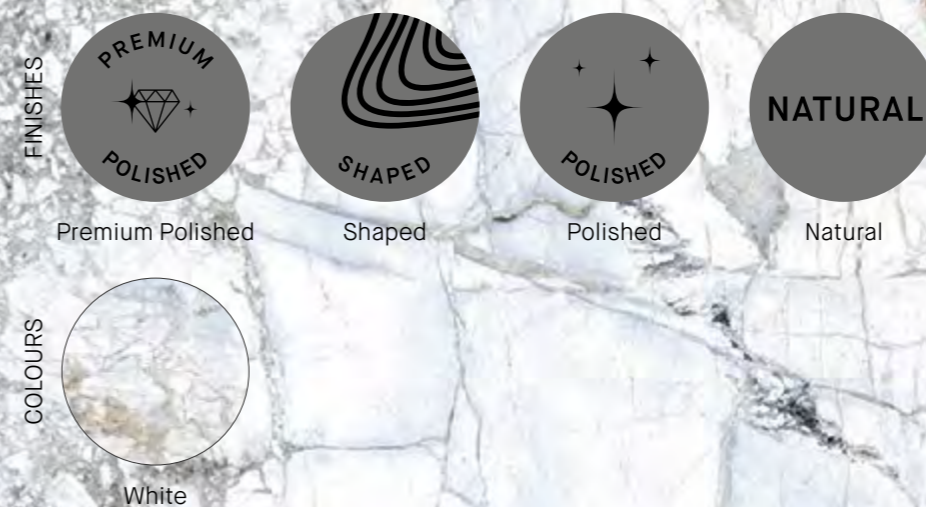
Special Pieces Piezas Especiales

TRI.	D. MIX	D. CHEVRON	D. TRIANGLE	D. ARR
29,9x25,7 cm 11.8x10.1"	30x30 cm 11.8x11.8"	30x21,9 cm 11.8x8.6"	White Body 29x29 cm 11.4x11.4"	14,6x51 cm 5.7x20.1"
				

Formats Formatos



Shade variation: V3





**Supreme means elegance, sophistication  
and exclusive distinction.**

*Supreme es exclusividad, elegancia y sofisticación.*



■ SUPREME WHITE SP/100X180/R



SUPREME WHITE SP



MUSEUM



■ SUPREME WHITE DECOR/33,3X100/R



■ SUPREME WHITE DECOR/33,3X100/R & SUPREME WHITE NT/33,3X100/R



■ SUPREME WHITE/75,5X151/EP



■ D.SUPREME WHITE/PORTO CHEVRON/30X21,9



PATTERNS VARIETY VARIEDAD GRÁFICA SUPREME WHITE 100x180 cm FORMAT SUPREME WHITE FORMATO 100x180 cm

## FORMATS FORMATOS

		Porcelain Porcelánico			White Body Pasta Blanca			
		100x260 cm 40x103 "	100x180 cm 40x71 "	100x100 cm 40x71 "	75,5x151 cm 30x60 "	60x120 cm 24x48 "	33,3x100 cm 13x40 "	33,3x100 cm 13x40 "
		DECOR						
Thickness Espesor		6 mm	8 mm		10 mm		10,5 mm	13,5 mm
Patterns Gráficas		5	8	10	10	15	21	21
WHITE	Premium Polished (P)	-	27513 M76	27510 M70	-	-	-	-
	Shaped (SP)	31845 M100	27512 M94	27511 M93	-	-	-	-
	Polished (EP)	-	-	-	27329 M58	27327 M40	-	-
	Natural (NT)	-	-	-	27330 M59	27328 M66	27522 M82	27523 M83

## TECHNICAL DATA DATOS TÉCNICOS

	DIN 51130	DIN 51097	UNE-41901 EX	BS 7976-2 (PTV)	ANSI A137.1 (DCOF)
Natural (NT)	-	-	Class 1	-	-
Shaped (SP)	-	-	Class 1	-	>0,42 Wet

Scan and discover the SUPREME collection:







## SPECIAL PIECES PIEZAS ESPECIALES

\* Only suitable for wall installations.  
\* Adecuado únicamente como revestimiento.

Porcelain Porcelánico (10 mm)

<b>TRI.</b>	<b>29,9x25,7 cm 11.8x10.1 "</b>		
	<b>WHITE</b>	Polished (EP)	<b>27807</b> U34
		Natural (NT)	<b>27814</b> U34

Porcelain Porcelánico (10 mm)

<b>** D. ARR. 1</b>	<b>14,6x51 cm 5.7x20.1 "</b>		
	<b>SUPREME WHITE MAINSTONE DOLPHIN</b>	Polished (EP)	<b>27872</b> U51
		Polished (EP)	<b>27874</b> U51

<b>** D. ARR. 2</b>			
	<b>SUPREME WHITE MAINSTONE DOLPHIN</b>	Polished (EP)	<b>27873</b> U51
		Polished (EP)	<b>27875</b> U51

White Body Pasta Blanca (10,5 mm)

<b>* D. TRIANGLE</b>	<b>29x29 cm 11.4x11.4 "</b>		
	<b>WHITE</b>	Natural (NT)	<b>27881</b> U55

Porcelain Porcelánico (10 mm)

<b>D. MIX</b>	<b>30x30 cm 11.8x11.8 "</b>		
	<b>SUPREME WHITE MAINSTONE DOLPHIN MARQUINA BLACK</b>	Polished (EP)	<b>27864</b> U51

Porcelain Porcelánico (10 mm)

<b>D. CHEVRON</b>	<b>30x21,9 cm 11.8x8.6 "</b>		
	<b>SUPREME WHITE GROW PORTO</b>	Polished (EP) Shaped (SP)	<b>27862</b> U55

\*\* 1 m<sup>2</sup> composition = 14 pieces  
(7 pieces D.ARR 1 + 7 pieces D.ARR 2) aproximately.  
\*\* Composición de 1 m<sup>2</sup> = 14 piezas  
(7 piezas D.ARR 1 + 7 piezas D.ARR 2) aproximadamente.

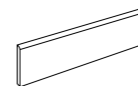
## COMPLEMENTARY PIECES PIEZAS COMPLEMENTARIAS

S.K.I. S.K.D.



**8x30 cm**  
3.1x11.8 "

SKIRTING



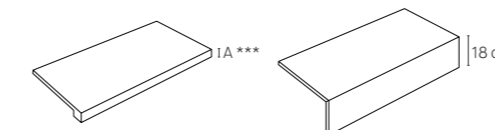
**8x100 cm** 3.1x39.4 "  
**8x75,5 cm** 3.1x29.7 "  
**8x60 cm** 3.1x23.6 "

Premium Polished (P)	U53
Polished (EP)	U53
Shaped (SP)	U53
Natural (NT)	U53

Premium Polished (P)	U48	-	-
Polished (EP)	-	U43	U35
Shaped (SP)	U45	-	-
Natural (NT)	-	U43	U35

STAIR TREADS

TECHNICAL (PT) SEAMLESS (PL/18)



**30x180 cm** 11.8x70.8 "  
**30x151 cm** 11.8x59.4 "  
**30x120 cm** 11.8x47.2 "  
**30x100 cm** 11.8x39.4 "  
**30x75,5 cm** 11.8x29.7 "  
**30x60 cm** 11.8x23.6 "

Premium Polished (P)	U90	-	-	U74	-	-
Polished (EP)	-	U86	U75	-	U76	U54
Shaped (SP)	U90	-	-	U74	-	-
Natural (NT)	-	U80	U75	-	U70	U54

\*\*\* When thickness is 6 mm, A = 18 mm; when 8 mm, then A = 24 mm; when 10 mm, then A = 30 mm.  
\*\*\* Cuando el espesor es 6 mm, A = 18 mm; cuando es 8 mm, entonces A = 24 mm; cuando es 10 mm, entonces A = 30 mm.

# Torano *collection*



The TORANO collection comes in widely assorted formats and finishes to ensure high design potential. Its select design is inspired by Calacatta marble from the Carrara area: a marble with a white background covered in bold veins, more dramatic than Carrara marble's grey background and gentle veining.

Torano comes in two finishes, a Polished or a Natural one, in a choice of two colours, Bianco and Gold, both in a 75,5x151 cm, 60x120 cm or 90x90 cm format.

La colección TORANO en formatos y acabados diferentes para ganar en versatilidad. Su exclusiva gráfica se inspira en el mármol Calacatta proveniente de la zona de Carrara. Es un mármol que se distingue por su fondo blanco y vetas fuertes. Más dramático que un Carrara, que por el contrario suele ser más gris de fondo con vetas más suaves.

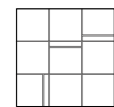
Disponible en los acabados Pulido y Natural, en dos colores Bianco y Gold. Ambos en los formatos 75,5x151 cm, 60x120 cm y 90x90 cm.

Shade variation: V1

Special Pieces Piezas Especiales

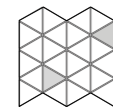
D. MOSAIC

30x30 cm  
11.8x11.8"


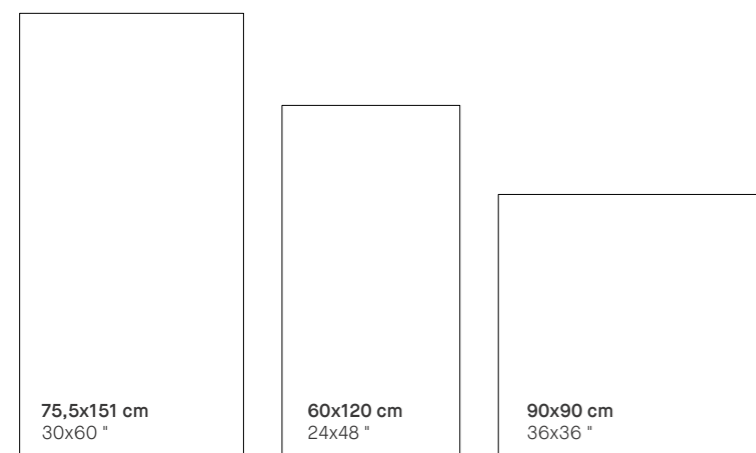


D. TRIANGLE

29x29 cm  
11.4x11.4"



Formats Formatos



Torano's luminous and elegant design  
infuses settings with vitality and  
contemporary appeal.

*El luminoso y elegante diseño de Torano aporta vitalidad y  
contemporaneidad a los espacios.*







■ TORANO GOLD/75,5X151/EP ■ TORANO GOLD/60X120/NAT/R



■ D.TORANO BIANCO TRIANGLE/29X29



PATTERNS VARIETY VARIEDAD GRÁFICA TORANO BIANCO 90x90 cm FORMAT TORANO BIANCO FORMATO 90x90 cm

## FORMATS FORMATOS

		Porcelain Porcelánico		
		75,5x151 cm 30x60"	60x120 cm 24x48"	90x90 cm 36x36"
Thickness Espesor		10 mm		
Patterns Gráficas		40	40	20
BIANCO	Polished (EP)	21070 M58	22011 M40	25173 M2
	Natural (NT)	21074 M59	22012 M66	25980 M68
GOLD	Polished (EP)	27281 M58	27275 M40	27832 M2
	Natural (NT)	27283 M59	27282 M66	27831 M68

## SPECIAL PIECES PIEZAS ESPECIALES

\* Only suitable for wall installations.  
\* Adecuado únicamente como revestimiento.

Porcelain Porcelánico (10 mm)				Porcelain Porcelánico (10 mm)			
* D. MOSAIC 30x30 cm 11.8x11.8"				* D. TRIANGLE 29x29 cm 11.4x11.4"			
	BIANCO	Polished (EP) & Natural (NT)	22252 U58		BIANCO	Polished (EP)	26363 U58
						Natural (NT)	30083 U58
	GOLD	Polished (EP) & Natural (NT)	27316 U58		GOLD	Polished (EP)	30085 U58
						Natural (NT)	30084 U58

## COMPLEMENTARY PIECES PIEZAS COMPLEMENTARIAS

S.K.I. S.K.D.		SKIRTING			
8x30 cm 3.1x11.8"		8x90 cm 3.1x35.4"	8x75,5 cm 3.1x29.7"	8x60 cm 3.1x23.6"	
Polished (EP)	U53	Polished (EP)	U44	U43	U35
Natural (NT)	U53	Natural (NT)	U44	U43	U35
STAIR TREADS					
TECHNICAL (PT)		SEAMLESS (PL/18)			
	13 cm		18 cm		
		30x151 cm 11.8x59.4"	30x120 cm 11.8x47.2"	30x90 cm 11.8x35.4"	30x75,5 cm 11.8x29.7"
		30x60 cm 11.8x23.6"			
	Polished (EP)	U86	U75	U76	U76
	Natural (NT)	U80	U75	U76	U70
					U54

## TECHNICAL DATA DATOS TÉCNICOS

	DIN 51130	DIN 51097	UNE-41901 EX	BS 7976-2 (PTV)	ANSI A137.1 (DCOF)
Natural (NT)	-	-	Class 1	-	>0,42 Wet

Scan and discover the TORANO collection:



# Wistman Oak *collection*





WISTMAN is an oak wood-effect collection conspicuous for its timeless beauty, with a highly natural 'Versailles' marquetry pattern. It can be used to create settings of widely differing kinds, depending on whether it is used alone or in combination with other kinds of tile collections, such as white marble or textured stone-effect tiles.

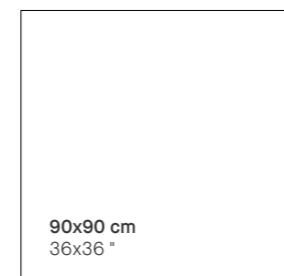
WISTMAN OAK comes in a 90x90 cm format in four natural warm colours: Maple, Honey, Mocha and Cognac, designed to infuse living spaces with a warm contemporary appeal.

WISTMAN OAK representa el efecto madera de roble aplicado en una marquetería 'estilo Versailles', muy natural, decorativa y atemporal. Ofrece la posibilidad de crear espacios diversos según si se aplica el producto de forma única o combinado con otras tipologías como pueden ser los mármoles blancos o productos pétreos texturados.

Sus tonos cálidos, aportan un estilo acogedor y contemporáneo, a la vez que elegante. Se encuentra disponible en formato 90x90 cm, y en cuatro tonos naturales: Maple, Honey, Mocha y Cognac.



Formats Formatos



90x90 cm  
36x36"

Shade variation: V1



FINISHES



Natural

COLOURS



Maple



Honey



Mocha



Cognac

**Wistman Oak offers endless possibilities in combination with marbles or stones.**

*Wistman Oak ofrece infinitas posibilidades en combinación con mármoles o piedras.*





TECTURE



PATTERNS VARIETY VARIEDAD GRÁFICA WISTMAN OAK HONEY 90x90 cm FORMAT WISTMAN OAK HONEY FORMATO 90x90 cm

## FORMATS FORMATOS

Porcelain Porcelánico

90x90 cm  
36x36 "

Thickness Espesor 10 mm

Patterns Gráficas 6

MAPLE	Natural (NT)	25931 M81
HONEY	Natural (NT)	25930 M81
MOCHA	Natural (NT)	25932 M81
COGNAC	Natural (NT)	25933 M81

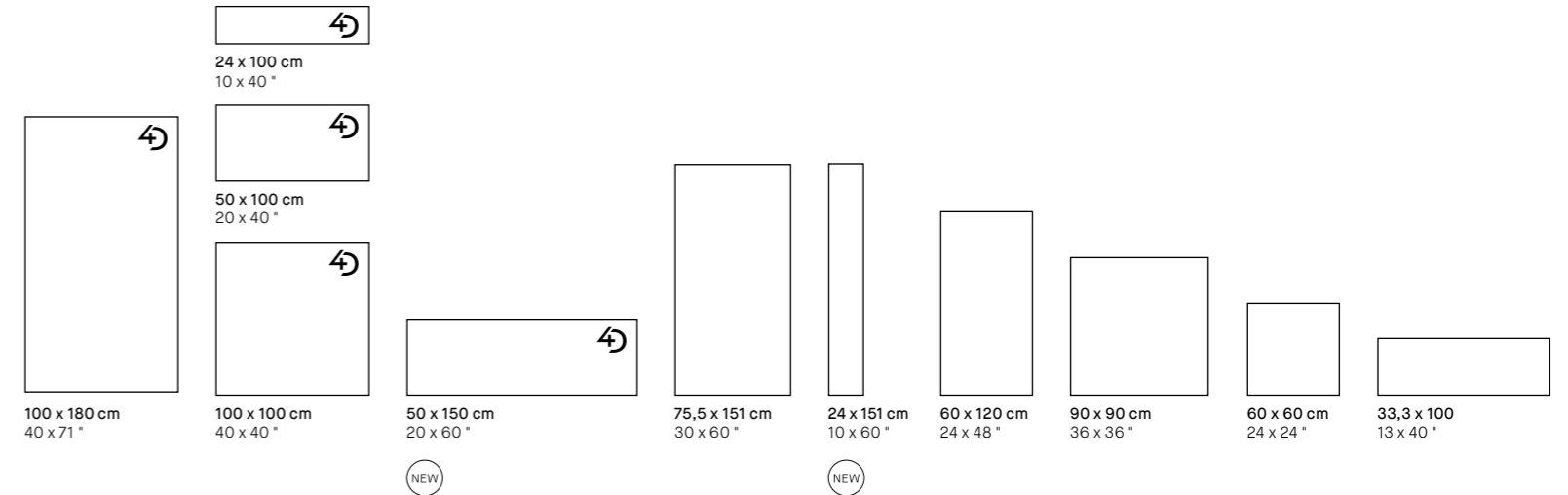
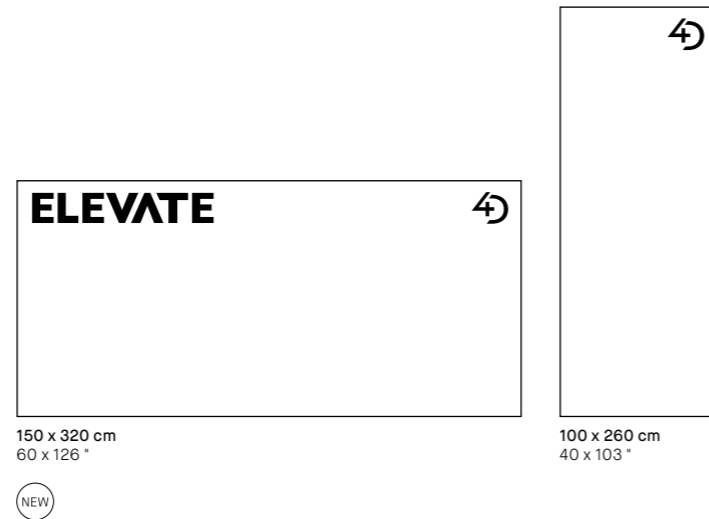
## TECHNICAL DATA DATOS TÉCNICOS

	DIN 51130	DIN 51097	UNE-41901 EX	BS 7976-2 (PTV)	ANSI A137.1 (DCOF)
Natural (NT)	R10	-	Class 1	+36 Wet	>0,42 Wet

Scan and discover the  
WISTMAN OAK collection:



# Packing Embalaje



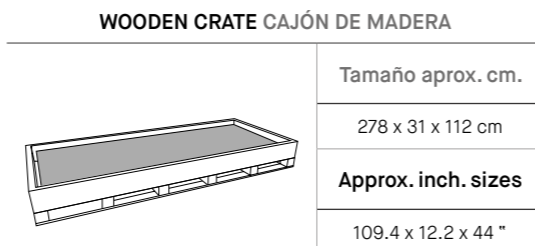
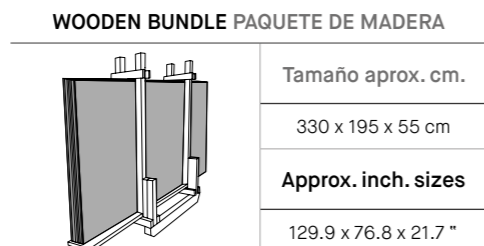
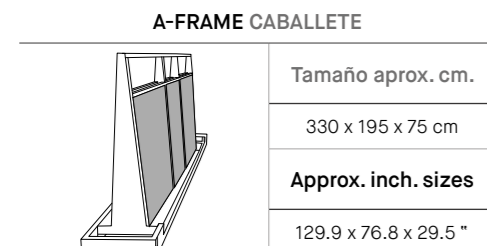
## WORKTOPS PACKING EMBALAJE DE ENCIMERAS

1 WORKTOP 1 ENCIMERA			A-FRAME CABALLETE			CONTAINER 20' (24000 KG.)			CONTAINER 40' (24000 KG.)		
cm.	m <sup>2</sup>	kg	Placas	m <sup>2</sup>	kg	Caballote	m <sup>2</sup>	kg	Caballote	m <sup>2</sup>	kg
inch.	ft <sup>2</sup>	lb	Slabs	ft <sup>2</sup>	lb	A-frame	ft <sup>2</sup>	lb	A-frame	ft <sup>2</sup>	lb
150 x 320 x 1,2	4,8	150	20	96	3190	3	288	9570	7	672	22330
59 x 126 x 0,47	51.66	330	20	1033	7033	3	3100	21099	7	7231	49231
1 WORKTOP 1 ENCIMERA			WOODEN BUNDLE PAQ. MADERA			CONTAINER 20' (24000 KG.)			CONTAINER 40' (24000 KG.)		
cm.	m <sup>2</sup>	kg	Placas	m <sup>2</sup>	kg	Paquete	m <sup>2</sup>	kg	Paquete	m <sup>2</sup>	kg
inch.	ft <sup>2</sup>	lb	Slabs	ft <sup>2</sup>	lb	Bundle	ft <sup>2</sup>	lb	Bundle	ft <sup>2</sup>	lb
150 x 320 x 1,2	4,8	150	20	96	3000	7	672	21000	7	672	21000
59 x 126 x 0,47	51.66	330	20	1033	6614	7	7231	46297	7	7231	46297

## SLABS PACKING EMBALAJE DE PLACAS

1 SLAB 1 PLACA			WOODEN CRATE CAJÓN MADERA			CONTAINER 20' (24000 KG.)			CONTAINER 40' (24000 KG.)		
cm.	m <sup>2</sup>	kg	Placas	m <sup>2</sup>	kg	Cajones	m <sup>2</sup>	kg	Cajones	m <sup>2</sup>	kg
inch.	ft <sup>2</sup>	lb	Slabs	ft <sup>2</sup>	lb	Crates	ft <sup>2</sup>	lb	Crates	ft <sup>2</sup>	lb
100 x 260 x 0,6	2,6	36,4	20	52	826,8	24	1248,2	19843	29	1508	23977,2
39,4 x 102,4 x 0,24	28	80,25	20	559,7	1822,8	24	13433,4	43746,8	29	16232	52860,7

SIZE FORMATO	BOX CAJA			PALLET PALET				CONTAINER 20' (24000 KG.)		
cm.	Piezas	m <sup>2</sup>	kg	Cajas	m <sup>2</sup>	kg	Tamaño aprox. cm.	Palets	m <sup>2</sup>	kg
inch.	Units	ft <sup>2</sup>	lb	Boxes	ft <sup>2</sup>	lb	Approx. inch. sizes	Pallets	ft <sup>2</sup>	lb
100 x 180 x 0,8	2	3,6	70,25	18	64,8	1315	190 x 115 x 60	17	1101,6	22347
100 x 100 x 0,8	2	2	36,8	32	64	1220	112 x 112 x 100	19	1216	23172
50 x 100 x 0,8	3	1,5	28,2	24	36	719	120 x 80 x 66	33	1188	23159
24 x 100 x 0,8	4	0,96	17,8	40	38,4	736	120 x 80 x 63	32	1228,8	23552
50 x 150 x 0,75	4	3	39,81	26	78	1070	156 x 93 x 65	17	1326	18191
75,5 x 151 x 1	1	1,14	26	44	50,16	1189	156 x 93 x 76	17	852,72	20213
24 x 151 x 1	3	1,09	24,27	48	52,32	1200	156 x 93 x 63	17	889	20339
60 x 120 x 1	2	1,44	33,18	27	38,88	921	120 x 80 x 75	26	1010,8	23942
90 x 90 x 1	2	1,62	37,96	22	35,64	860	105 x 95 x 75	27	962,3	23223
60 x 60 x 1	3	1,08	24,3	40	43,2	997	120 x 80 x 75	24	1036,8	23928
33,3 x 100 x 1,05	4	1,33	24	48	63,84	1177	118 x 110 x 81	20	1276,8	23540
33,3 x 100 x 1,35	3	1	21,92	48	48	1077	118 x 110 x 81	20	960	21543
39.4 x 70.8 x 0.35	2	38.75	154.87	18	697.5	2900	71.2 x 44.1 x 25.2	17	11857.5	49267
39.4 x 39.4 x 0.35	2	21.53	81.13	32	688.9	2690	44.1 x 44.1 x 39.4	19	13088.9	51086
19.7 x 39.4 x 0.35	3	16.15	62.17	24	387.5	1585	47.25 x 31.5 x 26	33	12787.63	51056
9.5 x 39.4 x 0.35	4	10.33	39.24	40	413.33	1623	47.25 x 31.5 x 24.8	32	13226.7	51923
19.7 x 59.1 x 0.30	4	32.29	87.76	26	839.6	2359	61.4 x 36.6 x 25.6	17	14272.9	40104
29.7 x 59.4 x 0.39	1	12.27	57.32	44	539.9	2621	61.4 x 36.6 x 29.9	17	9178.6	44562
9.45 x 59.4 x 0.39	3	11.73	53.51	48	563.16	2645,6	61.4 x 36.6 x 24.83	17	9569.12	44840
23.6 x 47.2 x 0.39	2	15.50	73.15	27	418.5	2030	47.2 x 31.4 x 29.5	26	10880.2	52783
35.4 x 35.4 x 0.39	2	17.44	83.68	22	383.6	1896	41.3 x 37.4 x 29.5	27	10357.9	51198
23.6 x 23.6 x 0.39	3	11.63	61.42	40	465	2198	47.2 x 31.4 x 29.5	24	11160	52752
13.11 x 39.4 x 0.41	4	14.32	52.91	48	687.2	2595	46.4 x 43.3x 31.8	20	13743.4	51897
13.11 x 39.4 x 0.53	3	10.76	48.33	48	516.7	2375	46.4 x 43.3x 31.8	20	10333.4	47494



# Certifications

## Certificaciones



Quality management system in compliance with ISO 9001 norm. Certifies a continuous improvement of processes, products and services, the objective of which is the complete satisfaction of all our involved parties.

Sistema de gestión de la calidad basado en la norma internacional ISO 9001. Certifica la mejora continua de todos los procesos, productos y servicios de la organización con el objetivo de aumentar la satisfacción de todas nuestras partes interesadas.



This declares that our products comply with the stipulations of the CE marking, under which a product must be assessed before it is put on sale and comply with the applicable health, safety and environmental requirements.

Declara la conformidad de nuestros productos con los requisitos establecidos en el Mercado CE que establece que un producto es evaluado antes de ser introducido en el mercado y que cumple con los requisitos de seguridad, salud y protección medioambiental aplicables.



The CCC certificate is compulsory for products exported to China. It guarantees that products with a low water absorption rate (E<0.5%) comply with the safety and quality requirements.

El Certificado CCC es un sistema de certificación obligatorio para las exportaciones a China que garantiza que los productos con baja absorción de agua (E<0.5%) cumplen con los requisitos de seguridad y calidad establecidos.



This is a product approval certificate, issued by the French Institute CSTB, who verifies the technical suitability of top quality products in relation to the type of use intended.

Es una certificación de aprobación de productos, emitido por el Instituto Francés CSTB, y verifica la idoneidad técnica de productos de primera calidad en relación al tipo de uso destinados.

# Circular economy

## Economía circular



All the collections in the MUSEUM range are ISO 14021 certified. This attests to the amount of recycled content in each model, helping to achieve more sustainable and environmentally friendly products.

Todas las colecciones de la serie MUSEUM tienen la certificación ISO 14021, que acredita el porcentaje de material reciclado presente en cada una de ellas, logrando obtener productos más sostenibles y respetuosos con el medio que nos rodea.

COLLECTION COLECCIÓN	RECYCLED % % RECICLADO		
	Porcelain 4D Porcelánico 4D	Porcelain Porcelánico	White Body Pasta Blanca
BRECCIA		40	
CALACATTA	33		
CHICAGO	33	40	
CRYSTAL		40	
DREAMY	33	40	58
DUAL	33	40	
ETERNAL	33		
ELITE	33	40	
GIOIA		40	58
GLACIER		40	
GROW		43	
HAUTE	33	40	
IRON	33		
KRITIOS		40	
KRON	33		
LAKESTONE		40	58
LOOK			58
LUMINA		40	
MACCHIA VECCHIA		40	
MAINSTONE	33	40	58
MARQUINA		40	
ONIX		40	
OPERA		40	
OROBICO		40	
STATUARIO PLUS		40	
SUPREME	33	40	58
TORANO		40	
WISTMAN OAK		40	

# Handling

## *Manipulado*

### TILE HANDLING RECOMMENDATIONS

- Ceramic tiles should be handled with gloves. Special care and maximum safety precautions should be taken to prevent dropped or broken tiles.
- In the case of large-format tiles, they should be handled and/or moved individually by at least two people. The tiles can be taken out of their packaging by hand or using some kind of lifting frame with suction pads. (If the latter is used, moisten the suction cups first).
- Carry the tiles vertically to prevent them from buckling in the middle.
- To protect the tiles, never rest them directly on the floor or against a wall. Rest them on cork supports or a similar material able to withstand the weight of the tiles.
- Because these are rectified tiles, they must be carefully handled and laid, taking care not to knock them against one another so as to avoid damaging their edges.

### CUTTING & DRILLING RECOMMENDATIONS

- The tiles should be cut and/or drilled in well-ventilated conditions. A mask and safety goggles should be worn.
- To avoid problems with the micro-pores in the surface, do not use a pen or marker pen to mark the surface.
- To guarantee perfect cuts or holes, rest the tile on a flat, level, stable work surface. Make sure that it is fully supported.
- For cutting operations, a water-cooled tile saw with a diamond cutting disc should be used. During the cutting process, aim the water jet directly onto the cutting line.
- For drilling operations, to minimize the risk of breaks, first drill a hole in each of the corners of the cut-out to be made. Make sure that the drill is not in hammer mode. Drill bits with a diameter of up to 8mm should be used. Moisten the tile and the tip of the drill bit first or use water-cooled drill bits. Complete the cutting process with a low-powdered radial tile saw, fitted with a diamond cutting disc.

### TILE-LAYING, JOINT & TILE ADHESIVE RECOMMENDATIONS

- Before proceeding to lay the tiles, test what they look like on an area of at least 9 m². Tiles should be used from several different boxes to check the overall effect they will make once laid.
- Tiles from the MUSEUM range come with a special wax coating to protect them when they are being handled or laid. This wax coating can easily be removed with a damp cloth. In the event of difficulties in removing it, use a cloth with methylated spirit.
- Make sure that the substrate is completely level and totally clean so as to ensure a firm bond.
- Tile joints of at least the minimum required width should be inserted, as per the following table and uses:

	INDOOR FLOORS	OUTDOOR FLOORS	INDOOR WALLS	FAÇADES
TILE JOINT	>0,5 mm >2 mm for big formats	>0,5 mm >2 mm for big formats	>1,5 mm	>2,5 mm
PERIMETE JOINT	>5 mm	>5 mm	>5 mm	>5 mm
PARTITION JOINT	>5 mm	>5 mm	>5 mm	8-10 mm
STRUCTURAL JOINT	The same as the structural joint in the substrate	The same as the structural joint in the substrate, including a compensation profile or polyurethane beading	The same as the structural joint in the substrate	The same as the structural joint in the substrate, including a 6-35mm compensation profile or polyurethane beading

In the case of the MUSEUM range, because all the tiles are rectified, a minimum joint of 0.5 mm should be left between the tiles. If they are large-format tiles, a joint of 2 mm should be left.

- Tile adhesive with at least a C2 rating should be used. In the case of large formats, the adhesive should also be flexible. Follow the manufacturer's instructions when preparing and using the tile adhesive and grout.
- The thin-bed method should be used, applying the adhesive with a notched trowel, except for large formats when the floating and buttering method will be needed. This consists of spreading the adhesive over the substrate and across the underside of the tile to be laid. Regardless of the technique that is used, make sure that the bonding material or cement-based adhesive is evenly spread across the whole surface.
- To ensure full contact between the tile and the adhesive, tap the surface or press it down with a white rubber mallet, never a black or grey one.
- Use self-levelling tile spacers to avoid unevenly laid tiles, particularly in the case of large-format tiles or staggered rows. Use a tile-levelling gun to tighten the wedge in the tile spacer, taking care not to exceed the spacer's breaking point. Before proceeding to use the self-levelling tile spacer system, check that it does not damage the surface of the tiles, particularly in the case of rectified tiles or ones with a relief texture.

In accordance with the UNE EN 13888 standard, suitable grouting material must be used for the type of joint and the conditions of the tiled surface. To help you choose the right grout, we distinguish between indoor and outdoor tile-laying applications.

In the following table, the right type of grout for each situation is shown:

	INDOOR FLOORS	OUTDOOR FLOORS	INDOOR WALLS	FAÇADES
TILE JOINT	CG2	CG2 RG for contact with food, sanitary use, or contact with strong chemicals	CG1, CG2, RG in wet areas	CG2
PERIMETE JOINT	Minimum CG2	Minimum CG2 RG for contact with food, sanitary use, or contact with strong chemicals	Minimum CG2	Minimum CG2
PARTITION JOINT	Minimum CG2	Minimum CG2 RG for contact with food, sanitary use, or contact with strong chemicals	Minimum CG2	Minimum CG2
STRUCTURAL JOINT	Minimum CG2	Minimum CG2 RG for contact with food, sanitary use, or contact with strong chemicals	Minimum CG2	Minimum CG2

CG1- Normal cementitious grout

CG2 - Improved cementitious grout

RG - Synthetic resin (generally epoxy)

- In the case of floor surfaces, grout the tiles 48 hours after the tiles have been laid. In the case of wall surfaces, wait for 24 hours before grouting the tiles. Before proceeding to grout the tiles, make sure that the tile joints are absolutely clean.
- Remove any surplus grouting material immediately using a damp cloth. Do not let the surplus grout dry in case it hardens and becomes difficult to remove.
- Once the tiles have been laid, until all the building work is finished, protect the tile surface to prevent it from getting damaged.

### RECOMENDACIONES MANIPULACIÓN

- La manipulación de las baldosas cerámicas debe realizarse con guantes de protección, y siempre prestando atención y con la máxima seguridad para evitar caídas o roturas.
- Para piezas de gran tamaño, se recomienda su manipulación y/o trasladado de una a una y por dos operarios, como mínimo. La extracción de las piezas de su embalaje se puede realizar manualmente o mediante algún sistema regulado por ventosas (si se realiza mediante este último, humedecerlas con anterioridad, y siguiendo instrucciones del fabricante).
- Se recomienda trasladar la baldosa de forma vertical para evitar la flexión de las piezas por su parte central.
- Para preservar la pieza, no apoyarla directamente ni sobre el suelo ni sobre la pared, apoyarla sobre soportes de corcho o cualquier otro material que resista su peso.
- Al tratarse de un material rectificado, tanto su manipulación como colocación debe de realizarse cuidadosamente, evitando los golpes entre piezas que puedan dañar las aristas.

### RECOMENDACIONES CORTE Y PERFORACIONES

- Se recomienda realizar las operaciones de corte y/o perforación en espacios ventilados. Utilizar mascarillas y gafas de seguridad.
- Para evitar problemas con el microporo superficial, aconsejamos no marcar con lápiz ni con rotulador la superficie de las baldosas.
- Para garantizar un perfecto corte o perforación, situar la baldosa sobre una superficie perfectamente nivelada, plana y estable. Asegurarse de que se encuentra perfectamente apoyada.
- Para las operaciones de corte se recomienda el uso de equipos de corte de disco diamantado refrigerado por agua. Durante la operación de corte orientar el caudal directamente hacia el corte.
- Para las operaciones de perforación, en primer lugar y, para minimizar la posible rotura del material, se aconseja realizar un orificio en cada uno de los vértices del trazado que se quiere cortar mediante un taladro sin percusión. Utilizar brocas hasta de 8mm de diámetro. Humedecer antes la baldosa y la punta del taladro o bien utilizar brocas refrigeradas por agua. Posteriormente, proceder a cortar con una máquina radial de baja potencia equipada con un disco de diamante continuo.

### RECOMENDACIONES COLOCACIÓN, JUNTAS Y MATERIAL DE AGARRE

- Antes de proceder a la instalación de las baldosas recomendamos extender varias piezas, ocupando una superficie de al menos 9 m², para ver cuál sería el efecto estético final. También es importante recordar que se deben coger piezas de varias cajas, para ver mejor el efecto de la variedad gráfica.
- Los productos MUSEUM la servimos protegidos con una cera especial para su manipulación al colocarlo. Dicha cera se elimina fácilmente con un paño humedecido con agua. Si no es posible su eliminación, utilizar un paño con alcohol de quemar.
- Asegurarse de que el soporte o superficie se encuentre perfectamente limpia para favorecer el agarre o la adhesión de la baldosa y perfectamente nivelada.
- Respecto a las juntas mínimas, en la siguiente tabla se muestran los tamaños recomendados en función del uso:

	PAVIMENTO INTERIOR	PAVIMENTO EXTERIOR	REVESTIMIENTO INTERIOR	FACHADAS
JUNTA DE COLOCACIÓN	>0,5 mm >2 mm para grandes formatos	>0,5 mm >2 mm para grandes formatos	>1,5 mm	>2,5 mm
JUNTA PERIMETRAL	>5 mm	>5 mm	>5 mm	>5 mm
JUNTA DE PARTICIÓN	>5 mm	>5 mm	>5 mm	8-10 mm
JUNTA ESTRUCTURAL	La misma que la junta estructural de soporte	La misma que la junta estructural de soporte, incluyendo cordón de poliuretano o perfil de compensación	La misma que la junta estructural de soporte	La misma que la junta estructural de soporte, incluyendo cordón de poliuretano o perfil de compensación de 6 a 35 mm

Cabe destacar, que en el caso de MUSEUM, dado que todos los productos son rectificados, se recomienda una junta mínima de colocación entre baldosas de 0.5 mm. Si son de gran formato, se recomienda de 2 mm.

- Se recomienda el uso de material de agarre, como mínimo tipo C2. Para grandes formatos, además, se aconseja que sea flexible. Respetar las recomendaciones del fabricante en la preparación y utilización tanto del material de agarre como material de rejunte.
- Se recomienda la colocación en capa fina con llana dentada, salvo para los grandes formatos que se recomienda el sistema en capa fina con doble encolado que consiste en la aplicación de una capa del material de agarre en la superficie o soporte y también en el reverso de la baldosa a instalar. Es muy importante, independientemente de la técnica utilizada, distribuir el material de agarre o cemento cola uniformemente por toda la superficie.
- Para asegurar el encolado completo de la baldosa, golpear o presionar la superficie con un mazo de goma blanca, nunca de color negro o gris.
- Utilizar crucetas separadoras autonivelantes para evitar posibles desniveles de las baldosas, sobre todo en la colocación trabada y de grandes formatos. Apretar con la tenaza sin superar el punto de rotura de esta. Antes de utilizar el sistema de crucetas autonivelantes, se recomienda comprobar que no dañen la superficie de la baldosa cerámicas, sobres todo en baldosas con relieve o rectificadas.

Respecto al material de rejunte, y de acuerdo con la UNE EN 13888, se define que es indispensable adecuar el material de rejunte al tipo de junta y a las condiciones de la superficie. Para ello, dividimos entre uso interior y exterior.

Se presenta a continuación un cuadro en el que se detalla la tipología de rejunte a utilizar:

	PAVIMENTO INTERIOR	PAVIMENTO EXTERIOR	REVESTIMIENTO INTERIOR	FACHADAS
JUNTA DE COLOCACIÓN	CG2	CG2 RG para usos alimentarios, sanitarios y de agresividad química	CG1, CG2, RG en zonas húmedas	CG2
JUNTA PERIMETRAL	Mínimo CG2	Mínimo CG2 RG para usos alimentarios, sanitarios y de agresividad química	Mínimo CG2	Mínimo CG2
JUNTA DE PARTICIÓN	Mínimo CG2	Mínimo CG2 RG para usos alimentarios, sanitarios y de agresividad química	Mínimo CG2	Mínimo CG2
JUNTA ESTRUCTURAL	Mínimo CG2	Mínimo CG2 RG para usos alimentarios, sanitarios y de agresividad química	Mínimo CG2	Mínimo CG2

CG1 – Rejuntado cementoso normal

CG2 – Rejuntado cementoso mejorado

RG – Resina sintética (epoxi generalmente)

- En pavimentos, proceder al rejuntado de las baldosas 48 horas después de su instalación. En revestimientos, tras 24 horas. Antes del rejuntado asegurarse de que las juntas se encuentren perfectamente limpias.
- Retirar el material de rejunte sobrante inmediatamente con la ayuda de una esponja humedecida con agua. No dejar secar el material para evitar problemas de limpieza debidos al endurecimiento del material.
- Una vez finaliza la colocación del material y, mientras dura la obra, proteger la superficie de las piezas para evitar que se dañe la superficie.

# Cleaning

## Limpieza

### INSTANT REMOVAL OF FRESH GROUT RESIDUES

Once tiles have been grouted and given an initial clean with a moist sponge, it is possible to leave the surface absolutely spotless, with no grout haze.

By using INSTANT REMOVER (for cement-based grout) or EPOXY PRO (for epoxy grout) by FILA, pristine surfaces that comply with the UNE 138002 standard can be achieved, the same day that they are grouted.

Both INSTANT solutions are fast and foam-free, they don't need rinsing, and they don't discolour the joints.

They are very simple to use. Once the tiles have been grouted and given an initial clean with a moist sponge, spray INSTANT REMOVER (or EXPOXY PRO in the case of epoxy joints) onto the tiled surface and leave it to act for 1 to 2 minutes. Then wipe the surface with a moist sponge or soft cloth.

### CLEANING NEWLY-LAID TILED SURFACES

After walls or floors have been tiled, it is important to give the surface a thorough clean to remove grout residues and building dirt. A slightly acidic product, such as FILADETERDEK, should be used which does not release toxic fumes, harm users, or damage the tiles or tile joints. In the case of tiles laid with an epoxy or resinous grout, the surface should be cleaned with a detergent specially for epoxy materials, such as FILACR10.

### EVERYDAY CARE

#### ORDINARY CLEANING

To clean the floor well, use a neutral detergent with a strong cleaning power, like FILACLEANER, which is able to remove layers of organic dirt without leaving a cloudy film.

#### EXTRAORDINARY CLEANING

To remove strongly incrustated layers of organic dirt, PS87 cleaner should be used to give the surface a thorough clean.

Dilute one part of the product in up to 10 parts of water, depending on how dirty the surface is, and leave it to act for 5 minutes. Then rub the patches of dirt with a brush, remove any dirt residues (preferably with a vacuum cleaner for liquids), and rinse the surface with plenty of water.

There are many other types of incrustated dirt. The following table shows the right product by FILA for each kind of dirt:

TYPE OF INCRUSTED DIRT	PRODUCT BY FILA
LIGHT ORGANIC EVERYDAY DIRT	CLEANER
HEAVY ORGANIC DIRT	PS87
FAT, GREASE, OIL, SOFT DRINKS, FOOD AND SAUCE	
RUBBER, TYRES	
INK, MARKER PEN, PLASTIC PAINT	
DETERGENT, SOAP OR WAX REMAINS	
BLOOD, URINE, VOMIT	CR10
EPOXY GROUT RESIDUES	
CEMENTITIOUS GROUT RESIDUES, SALT PETER	DETERDEK-PHZERO
LIMESCALE	
METAL SCRATCHES	
RUST	DETERDEK-NORUST
GRAFFITI	NOPAINT STAR
ACRYLIC, ALKYD & NITROSYNTHETIC SPRAY PAINT	
GREEN PLANT STAINS, ALGAE, MOSS, LICHEN	ALGACID
OUTDOOR BLACK MOULD	
SILICON & GLUE RESIDUES	ZERO SIL
FOAM & POLYURETHANE RESIDUES	
MARKS MADE BY ADHESIVE TAPE OR SUCTION CUPS	
CANDLEWAX, TREE RESIN	
DIRTY TILE JOINTS	FUGANET

### LIMPIEZA INSTANTANEA DE RESIDUOS FRESCOS DE COLOCACIÓN

Una vez rejuntado y justo después de la primera limpieza con esponja húmeda, es posible dejar el material ya completamente limpio, evitando el posterior "empañado".

Los productos de la marca FILA INSTANT REMOVER (para junta cementosa) y EPOXY PRO (para junta epoxi) permiten una colocación completa, impecable y conforme a la normativa UNE 138002 en el mismo día del rejuntado.

Las soluciones INSTANT son rápidas, no crean espuma, no necesitan aclarado y no decoloran las juntas.

El procedimiento a seguir es sencillo, una vez rejuntado el material y realizable la primera limpieza con esponja húmeda, se pulveriza INSTANT REMOVER (EXPOXI PRO en junta epoxi) sobre la superficie cerámica, y se deja actuar durante 1- 2 minutos. Después de este tiempo, se pasa una esponja humedecida o paño suave.

### LIMPIEZA DE FINAL DE OBRA

Después de la colocación es fundamental realizar una buena limpieza con el fin de eliminar residuos de junta y en general suciedad de la obra. Para esta operación recomendamos el empleo de un detergente de acción ligeramente ácida que no despidan humos tóxicos y respete las juntas, el material y el usuario, como FILADETERDEK. En el caso de material colocado con junta epoxi o en base resina, se aconseja realizar la limpieza final de obra con un limpiador específico de residuos epoxi, como FILACR10.

### LIMPIEZA DE MANTENIMIENTO

#### LIMPIEZA ORDINARIA

Para un buen mantenimiento del pavimento se aconseja el empleo de un detergente neutro y con alto poder limpiador como FILACLEANER que no deja residuos ni empañados, por lo que elimina las capas de suciedad orgánica.

#### LIMPIEZA EXTRAORDINARIA

Para eliminar capas de suciedad orgánica intensa y acumulada en el tiempo, se recomienda realizar una limpieza profunda con detergente PS87.

El procedimiento consiste en diluir una parte del producto en hasta 10 partes de agua, según el nivel de suciedad, y dejar actuar unos 5 minutos, frotar con cepillo, recoger residuos (ideal con un aspirador de líquidos), y aclarar con abundante agua.

Existen otros muchos tipos de suciedad incrustada, en el siguiente esquema, se especifican los diferentes productos FILA recomendados, en función del tipo de suciedad a tratar.

TIPO DE SUCIEDAD INCRUSTADA	SOLUCIÓN FILA
SUCIEDAD ORGÁNICA LIGERA (DIARIA)	CLEANER
SUCIEDAD ORGÁNICA INTENSA	PS87
GRASA, ACEITE, REFRESCOS, COMIDAS Y SALSAS	
GOMA, NEUMÁTICOS	
TINTES, ROTULADOR, PINTURA PLÁSTICA	
RESIDUOS DE DETERGENTES, JABONES, Y CERAS	
SANGRE, ORINA, VÓMITO	CR10
RESIDUOS JUNTA EPOXI	
RESIDUOS JUNTA CEMENTOSA, SALITRE	DETERDEK-PHZERO
RESIDUOS CALCÁREOS	
RAYAS DE METALES	
ÓXIDOS	DETERDEK-NORUST
PINTADAS DE GRAFITIS	NOPAINT STAR
SPAY ACRÍLICOS, ALQUÍDICOS, Y NITROSINTÉTICOS	
VERDÍN, ALGAS, MUSGOS, LÍQUENES	ALGACID
ENNEGRECIDOS EXTERIORES	
RESIDUOS DE SILICONA Y PEGAMENTOS	ZERO SIL
RESIDUOS ESPUMA Y POLIURETANO	
RESIDUOS CINTA ADHESIVA, CERCOS DE VENTOSAS	
CERA DE VELA, RESINA DE ÁRBOLES	
SUCIEDAD EN LA JUNTA	FUGANET





# ISO norms

## *Normas ISO*

### Finished product standards

According to the UNE-EN-14411 specifications standard, our products belong to the following groups:

- PORCELAIN TILES** Group BIa, dry-pressed tiles, with a rate of water absorption E≤0.5%.
- FLOOR TILES** Group BIIa, dry-pressed tiles, 3<E≤6%.
- WALL TILES** Group BIII, dry-pressed tiles, E>10%.

Test standards:

<p><b>ISO 10545-2: Determination of dimensions.</b></p> Sets forth the methods for determining dimensional characteristics (length, width, thickness, straightness of sides, rectangularity and surface planarity).
---

<p><b>ISO 10545-3: Determination of water absorption.</b></p> Water absorption is a measure of the greater or lesser rate of porosity of the tile body. The test determines the amount absorbed by pieces, after being submerged in boiling water for two hours. The rate of water absorption is expressed as a <span> </span> % with respect to the dry mass of pieces.
--

<p><b>ISO 10545-4: Determination of bending strength.</b></p> A tile’s bending strength is determined by applying a force on the middle of the top side of the piece. The force applied is increased until the tile breaks. Bending strength is expressed in N/mm².
---

<p><b>ISO 10545-7: Determination of the surface abrasion resistance of glazed tiles.</b></p> The resistance of the glazed layer of tiles to abrasion is determined by applying a rotating abrasive load on the tile surface and visually inspecting pieces that have undergone testing against those that have not. Classification ranges from PEI 1 to 5.
--

In order to determine the suitability of ceramic floor tiles, their wear resistance must be known. This is influenced by not only the characteristics of tiles, but also by the place where they will be installed. The presence of abrasive materials (sand, gravel, etc.) and locations in areas with direct outdoor access are factors which shorten the lifespan of floor tiles.

Our floor tiles have been classified into five groups, which determine their resistance to abrasion and wear:

PEI 1: Floor tiles exposed to light traffic, on which soft-soled footwear is used, free from abrasive products Recommended in bedrooms and bathrooms in private homes, with no direct outside entry.

PEI 2: Floor tiles exposed to average to light traffic, on which soft-soled footwear is used. Recommended for all rooms in single-family homes except kitchens, entranceways, stairways and terraces.

PEI 3: Floor tiles exposed to average traffic, on which normal footwear is used. Recommended for all rooms in private homes and hotels, except for common areas such as stairways, entrances, etc.

PEI 4: Floor tiles exposed to average to heavy traffic. Recommended for all types of single-family homes and multiunit dwellings, terraces, kitchens, business premises and offices. Not belonging to this group are all public places exposed to intense traffic such as tobacconists’, news stands, bakeries, bar areas, public transport stations, etc.

PEI 5: Floor tiles adapted to highly intense traffic. Recommended in shopping centres, train/bus stations, airports, etc. w

<p><b>ISO 10545-9: Determination of resistance to thermal shock.</b></p> Determination of the resistance to thermal shock by cycling complete sample tiles ten times between 15°C and 145°C.
--

<p><b>EN-101: Surface hardness.</b></p> Surface hardness determines the capacity of resistance of the glazed surface to scratching. Tiles are classified on a scale of 1 to 10 based on the increasing hardness of the minerals used to scratch their surface. The MOHS hardness scale is as follows:
---

1 talc – 2 gypsum – 3 calcite – 4 fluorite – 5 apatite – 6 feldspar – 7 quartz – 8 topaz – 9 corundum – 10 diamond.

<p><b>ISO 10545-11: Determination of crazing resistance.</b></p> Determination of the resistance to the formation of fissures in the glazed layer by subjecting whole tiles to steam at a pressure of 5 Kg/cm <sup>3</sup> in an autoclave, after which a dye is applied to the glazed layer and tiles are examined to detect possible fissures.
--

<p><b>ISO 10545-12: Frost resistance.</b></p> This establishes a method whereby whole tiles are soaked in water and then undergo 100 freezing-thaw cycles, between + 5°C and – 5°C.
---

<p><b>DIN-51130: Determination of the critical slippage angle. Ramp</b></p> This method is called “sloping ramp method”, too. The tiles to be test must be installed on a platform that you could adjust the high, taking a total room of 100 x 50 cm. Immediately after, a coat of oil is applied on the surface and on the soles of the technician, who will make the test. The technician walks on the platform, which will increase the angle from the horizontal gradually. Until, the slippery signs will be detected by the technician. As a result of this test, we get the maximum angle to permit a safe traffic on the tile:
---

<table> <tbody><tr> <td><b>Angle</b></td> <td><b>Group</b></td></tr> <tr> <td>6°&lt; a &lt;10°</td> <td>R9</td></tr> <tr> <td>10°&lt; a &lt;19°</td> <td>R10</td></tr> <tr> <td>19°&lt; a &lt;27°</td> <td>R11</td></tr> <tr> <td>27°&lt; a &lt;35°</td> <td>R12</td></tr> <tr> <td>35°&lt; a</td> <td>R13</td></tr> </tbody></table>	<b>Angle</b>	<b>Group</b>	6°< a <10°	R9	10°< a <19°	R10	19°< a <27°	R11	27°< a <35°	R12	35°< a	R13
<b>Angle</b>	<b>Group</b>											
6°< a <10°	R9											
10°< a <19°	R10											
19°< a <27°	R11											
27°< a <35°	R12											
35°< a	R13											

<p><b>UNE-41901 EX: Determination of slip resistance rating. Pendulum</b></p> The equipment consists of a pendulum whose arm measures 510 mm., to which a 76x25 mm. rubber slider is attached. Pendulum height is adjusted so that the slider remains in contact with the surface for a run of 126 mm. +/- 1 mm. The sample is submerged in water for a minimum of 30 minutes prior to testing. Each tile is tested in two opposite directions (0° and 180°), with the tile surface being:
--

<table> <tbody><tr> <td><b>Rd</b></td> <td><b>Class</b></td></tr> <tr> <td>&lt; 15</td> <td>0</td></tr> <tr> <td>15&lt; Rd &lt;35</td> <td>1</td></tr> <tr> <td>35&lt; Rd &lt;45</td> <td>2</td></tr> <tr> <td>&gt;45</td> <td>3</td></tr> </tbody></table>	<b>Rd</b>	<b>Class</b>	< 15	0	15< Rd <35	1	35< Rd <45	2	>45	3
<b>Rd</b>	<b>Class</b>									
< 15	0									
15< Rd <35	1									
35< Rd <45	2									
>45	3									

<p><b>ISO 10545-13: Determination of chemical resistance.</b></p> This test determines the chemical resistance of tiles to cleaning agents, swimming pool additives, acids and alkalis, except for hydrofluoric acid (HF) and its compounds. The visual classification for cleaning agents and swimming pool additives is as follows:
---

<p>GA when there is no visible effect (a slight change in colour is not considered as a chemical attack).</p> <p>GB when appearance is modified.</p> <p>GC when there is a partial or complete alteration of the original surface.</p>
--

<p>The visual classification for acids and alkalis goes from GLA, GLB to GLC, depending on the degree of chemical resistance.</p>
---

<p><b>ISO 10545-14: Determination of resistance to stains.</b></p> Determination of resistance to stains by maintaining the tile face in contact with different test solutions during 24 hours. Once such time has passed, tile surface is cleaned with different cleaning agents. Finally, tiles are examined in order to determine irreversible changes in aspect. The classification rate varies from 5 to 1. Number 5 is achieved when tiles can be easily cleaned and number 1 corresponds to those tiles, whose surface is almost impossible to be cleaned.
---

<p><b>Clasification according the radioactive level: Class A (norm GB 6566)</b></p>
---

<p><b>Normas de producto acabado</b></p> Según la norma de especificaciones UNE-EN-14411, nuestros productos pertenecen a los siguientes grupos:
--

<ul style="list-style-type: none"><li><b>GRES PORCELÁNICO</b> grupo BIa, baldosas prensadas en seco, con una absorción de agua E≤0.5%.</li> <li><b>GRES</b> grupo BIIa, baldosas prensadas en seco, 3&lt;E≤6%.</li> <li><b>REVESTIMIENTO</b> grupo BIII, baldosas en seco, E&gt;10%.</li></ul>
--

<p>Normas de ensayo:</p>
--------------------------

<p><b>ISO 10545-2: Determinación de las dimensiones.</b></p> Establece métodos para la determinación de las características dimensionales (longitud, anchura, grosor, rectitud de lados, ortogonalidad y planitud de superficie).
---

<p><b>ISO 10545-3: Determinación de la absorción de agua.</b></p> La absorción de agua es una medida de la mayor o menor porosidad del soporte cerámico. El ensayo determina la cantidad de agua que absorben las piezas, sumergidas en agua a ebullición durante dos horas. Se expresa en <span> </span> % de agua absorbida respecto a la masa en seco de las piezas.
---

<p><b>ISO 10545-4: Determinación de la resistencia a la flexión.</b></p> Se determina la resistencia a la flexión de una baldosa, aplicando una fuerza en el centro de la cara vista. La fuerza aplicada va en aumento hasta conseguir romper la baldosa. La resistencia a la flexión se expresa en N/mm².
--

<p><b>ISO 10545-7: Determinación de la abrasión superficial de las baldosas esmaltadas.</b></p> Determinación de la resistencia a la abrasión del esmalte de las baldosas, por rotación de una carga abrasiva sobre la superficie y comparación visual de baldosas sometidas y no sometidas al ensayo. La clasificación varía de PEI 1 hasta 5.
---

<p><b>UNE-41901 EX: Determinación del valor de la resistencia al deslizamiento. Péndulo</b></p> El equipo consiste en un péndulo de longitud de brazo 510 mm, que soporta un deslizador de caucho de dimensiones 76x25 mm. La altura del equipo se ajusta para conseguir que el deslizador, mantenga el contacto con la superficie durante un recorrido de 126+1 mm. La muestra se sumerge en agua durante un mínimo de 30 minutos previamente al ensayo. Cada baldosa se ensaya en dos direcciones opuestas (0° y 180°) estando su superficie saturada de agua destilada.
--

<p><b>ISO 10545-13: Determinación de la resistencia química.</b></p> Dicho ensayo determina, por separado, la resistencia química de las baldosas, a los agentes de limpieza, sales de piscina, ácidos y álcalis. Con la exclusión del ácido fluorhídrico (HF) y sus compuestos. La clasificación visual para agentes de limpieza y sales para piscina sería:
---

<p>GA cuando no existe efecto visible (un ligero cambio de color no es considerado como un ataque químico),</p> <p>GB cuando se modifica el aspecto,</p> <p>GC cuando existe una desaparición total o parcial de la superficie original</p>
---

<p>La clasificación visual para ácidos y álcalis varía, desde GLA, GLB y GLC, en función de la resistencia química.</p>
---









<p><b>ISO 10545-14: Determinación de la resistencia a las manchas.</b></p> Determinación de la resistencia a la mancha, manteniendo la cara vista en contacto con diversas soluciones de ensayo, durante 24 horas. Transcurridas las mismas, se limpia la superficie de las baldosas con diferentes agentes de limpieza. Y finalmente, se examinan para detectar cambios irreversibles de aspecto. La clasificación varía de 5 a 1. Siendo el 5, cuando las baldosas se limpian fácilmente y el 1, cuando es imposible limpiar la superficie.
---

<p><b>Clasificación según el nivel de radioactividad: Clase A (norma GB 6566)</b></p>
---

# Technical characteristics







## Características técnicas

### TECHNICAL FEATURES ASPECTOS TÉCNICOS

								
	JOINT	FROST PROOF	VERSATILE	RECTIFIED	DIFFERENT SHADES	SHADE VARIATION	VARIOUS GRAPHICS	CLEANING NON-ABRASIVE
Premium Polished (P)	•	•	•	•	•	•	•	•
Polished (EP)	•	•	•	•	•	•	•	•
Shaped (SP)	•	•	•	•	•	•	•	•
All in One (AS)	•	•	•	•	•	•	•	•
Natural (NT)	•	•	•	•	•	•	•	•
Antislip (A)	•	•	•	•	•	•	•	•

\* Only when Porcelain tiles, never for White Body wall tiles.  
 \*Sólo en Porcelánico, nunca para revestimiento de Pasta Blanca.

### APPLICATIONS APLICACIONES

	Wall						Floor					
	P	EP	SP	AS	NT	A	P	EP	SP	AS	NT	A
INTERIOR	•	•	•	•	•	•	•	•	•	•	•	•
EXTERIOR	•	•	•	•	•	•	•	•	•	•	•	•
WET AREAS	•	•	•	•	•	•				•	•	•
TRAFFIC												

\*\* Suitable for wet interior areas such as entrances to buildings from outer space (except in the case of direct access to restricted areas), covered terraces, changing rooms, showers, bathrooms, toilets, kitchens, etc.

\*\* Adecuado para áreas interiores húmedas, como entradas a edificios desde el espacio exterior (excepto en el caso de acceso directo a áreas restringidas), terrazas cubiertas, vestuarios, duchas, baños, aseos, cocinas, etc.

\*\*\* Except in MAINSTONE collection that is medium-high.

\*\*\* Excepto en la colección MAINSTONE que es medio-alto.

# Alphabetical index

## Índice alfabético

Item Artículo	Ref.	Price Tarifa	Size Formato (cm.)	Size Formato (in.)	Pcs box Pzs caja	Weight Peso caja	Page Pág.
A ABSOLUTE BLACK NT/150X320/R	32064	M-107	150X320	59x126	1	150	26
B BM CALACATTA EXTRA GOLD A NT/100X260/6	28448	M-100	100X260	39,4x102,4	1	36,4	47
BM CALACATTA EXTRA GOLD A NT/150X320/R	32056	M-108	150X320	59x126	1	150	44
BM CALACATTA EXTRA GOLD A/100X260/P	27943	M-88	100X260	39,4x102,4	1	36,4	47
BM CALACATTA EXTRA GOLD A/150X320/P	32050	M-109	150X320	59x126	1	150	44
BM CALACATTA EXTRA GOLD B NT/100X260/6	28449	M-100	100X260	39,4x102,4	1	36,4	47
BM CALACATTA EXTRA GOLD B NT/150X320/R	32057	M-108	150X320	59x126	1	150	44
BM CALACATTA EXTRA GOLD B/100X260/P	27944	M-88	100X260	39,4x102,4	1	36,4	47
BM CALACATTA EXTRA GOLD B/150X320/P	32051	M-109	150X320	59x126	1	150	44
BM CALACATTA EXTRA WHITE A NT/100X260/6	29370	M-100	100X260	39,4x102,4	1	36,4	47
BM CALACATTA EXTRA WHITE A NT/150X320/R	32054	M-108	150X320	59x126	1	150	44
BM CALACATTA EXTRA WHITE A/100X260/P	27852	M-88	100X260	39,4x102,4	1	36,4	47
BM CALACATTA EXTRA WHITE A/150X320/P	32048	M-109	150X320	59x126	1	150	44
BM CALACATTA EXTRA WHITE B NT/100X260/6	29371	M-100	100X260	39,4x102,4	1	36,4	47
BM CALACATTA EXTRA WHITE B NT/150X320/R	32055	M-108	150X320	59x126	1	150	44
BM CALACATTA EXTRA WHITE B/100X260/P	27853	M-88	100X260	39,4x102,4	1	36,4	47
BM CALACATTA EXTRA WHITE B/150X320/P	32049	M-109	150X320	59x126	1	150	44
BM DREAMY MOCHA A/75,5X151/EP	30290	M-35	75,5X151	29,7x59,5	1	26	87
BM DREAMY MOCHA B/75,5X151/EP	30291	M-35	75,5X151	29,7x59,5	1	26	87
BM DREAMY ROAD A/75,5X151/EP	30292	M-35	75,5X151	29,7x59,5	1	26	87
BM DREAMY ROAD B/75,5X151/EP	30293	M-35	75,5X151	29,7x59,5	1	26	87
BM DUAL WHITE A/150X320/P	32060	M-109	150X320	59x126	1	150	102
BM DUAL WHITE B/150X320/P	32061	M-109	150X320	59x126	1	150	102
BM HAUTE WHITE A/75,5X151/EP	31029	M-35	75,5X151	29,7x59,5	1	26	181
BM HAUTE WHITE B/75,5X151/EP	31030	M-35	75,5X151	29,7x59,5	1	26	181
BM MACCHIA VECCHIA A/75,5X151/EP	26596	M-35	75,5X151	29,7x59,5	1	30,7	249
BM MACCHIA VECCHIA B/75,5X151/EP	26597	M-35	75,5X151	29,7x59,5	1	30,7	249
BM OROBICO A/75,5X151/EP	27339	M-86	75,5X151	29,7x59,5	1	30,7	303
BM OROBICO B/75,5X151/EP	27340	M-86	75,5X151	29,7x59,5	1	30,7	303
BM STATUARIO PLUS A/75,5X151/EP	27216	M-35	75,5X151	29,7x59,5	1	30,7	315
BM STATUARIO PLUS B/75,5X151/EP	27217	M-35	75,5X151	29,7x59,5	1	30,7	315
BRECCIA WHITE NT/60X120/R	28568	M-66	60X120	23,6x47,2	2	33,8	35
BRECCIA WHITE NT/75,5X151/R	28567	M-59	75,5X151	29,7x59,5	1	30,7	35
BRECCIA WHITE/60X120/EP	28566	M-40	60X120	23,6x47,2	2	33,8	35
BRECCIA WHITE/75,5X151/EP	28565	M-58	75,5X151	29,7x59,5	1	30,7	35
C CALACATTA EXTRA GOLD NT/100X260/R	28716	M-95	100X260	39,4x102,4	1	36,4	47
CALACATTA EXTRA GOLD NT/150X320/R	32059	M-108	150X320	59x126	1	150	44
CALACATTA EXTRA GOLD/100X260/P	27942	M-87	100X260	39,4x102,4	1	36,4	47
CALACATTA EXTRA GOLD/150X320/P	32053	M-109	150X320	59x126	1	150	44
CALACATTA EXTRA WHITE NT/100X100/C/R	23977	M-69	100X100	39,4x39,4	2	36,8	47
CALACATTA EXTRA WHITE NT/100X180/C/R	23211	M-75	100X180	39,4x70,9	2	70,25	47
CALACATTA EXTRA WHITE NT/100X260/R	28715	M-95	100X260	39,4x102,4	1	36,4	47
CALACATTA EXTRA WHITE NT/150X320/R	32058	M-108	150X320	59x126	1	150	44
CALACATTA EXTRA WHITE/100X100/P	24206	M-70	100X100	39,4x39,4	2	36,8	47
CALACATTA EXTRA WHITE/100X180/P	24203	M-76	100X180	39,4x70,9	2	70,25	47
CALACATTA EXTRA WHITE/100X260/P	27848	M-87	100X260	39,4x102,4	1	36,4	47
CALACATTA EXTRA WHITE/150X320/P	32052	M-109	150X320	59x126	1	150	44
CHICAGO CLOUD DECOR SP/50X150/R	31971	M-106	50X150	19,7x59,4	4	39,81	61
CHICAGO CLOUD NT/60X120/R	31767	M-101	60X120	23,6x47,2	2	33,8	61
CHICAGO CLOUD NT/90X90/R	31883	M-102	90X90	35,4x35,4	2	37,96	61
CHICAGO CLOUD SP/100X100/R	31824	M-93	100X100	39,4x39,4	2	36,8	61
CHICAGO CLOUD SP/100X180/R	31758	M-94	100X180	39,4x70,9	2	70,25	61
CHICAGO CLOUD SP/100X260/R	31848	M-90	100X260	39,4x102,4	1	36,4	61
CHICAGO CLOUD SP/50X150/R	31967	M-105	50X150	19,7x59,4	4	39,81	61
CHICAGO CLOUD/90X90/A/C/R	31887	M-81	90X90	35,4x35,4	2	37,96	61
CHICAGO MOCHA DECOR SP/50X150/R	31972	M-106	50X150	19,7x59,4	4	39,81	61
CHICAGO MOCHA NT/60X120/R	31821	M-101	60X120	23,6x47,2	2	33,8	61
CHICAGO MOCHA NT/90X90/R	31884	M-102	90X90	35,4x35,4	2	37,96	61
CHICAGO MOCHA SP/100X100/R	31825	M-93	100X100	39,4x39,4	2	36,8	61
CHICAGO MOCHA SP/100X180/R	31820	M-94	100X180	39,4x70,9	2	70,25	61
CHICAGO MOCHA SP/100X260/R	31849	M-90	100X260	39,4x102,4	1	36,4	61
CHICAGO MOCHA SP/50X150/R	31968	M-105	50X150	19,7x59,4	4	39,81	61
CHICAGO MOCHA/90X90/A/C/R	31889	M-81	90X90	35,4x35,4	2	37,96	61
CHICAGO MOON DECOR SP/50X150/R	31973	M-106	50X150	19,7x59,4	4	39,81	61
CHICAGO MOON NT/60X120/R	31768	M-101	60X120	23,6x47,2	2	33,8	61
CHICAGO MOON NT/90X90/R	31885	M-102	90X90	35,4x35,4	2	37,96	61
CHICAGO MOON SP/100X100/R	31826	M-93	100X100	39,4x39,4	2	36,8	61
CHICAGO MOON SP/100X180/R	31760	M-94	100X180	39,4x70,9	2	70,25	61
CHICAGO MOON SP/100X260/R	31850	M-90	100X260	39,4x102,4	1	36,4	61
CHICAGO MOON SP/50X150/R	31970	M-105	50X150	19,7x59,4	4	39,81	61
CHICAGO MOON/90X90/A/C/R	31890	M-81	90X90	35,4x35,4	2	37,96	61
CHICAGO ROAD DECOR SP/50X150/R	31974	M-106	50X150	19,7x59,4	4	39,81	61
CHICAGO ROAD NT/60X120/R	31769	M-101	60X120	23,6x47,2	2	33,8	61
CHICAGO ROAD NT/90X90/R	31886	M-102	90X90	35,4x35,4	2	37,96	61
CHICAGO ROAD SP/100X100/R	31827	M-93	100X100	39,4x39,4	2	36,8	61

Item Artículo	Ref.	Price Tarifa	Size Formato (cm.)	Size Formato (in.)	Pcs box Pzs caja	Weight Peso caja	Page Pág.
CHICAGO ROAD SP/100X180/R	31759	M-94	100X180	39,4x70,9	2	70,25	61
CHICAGO ROAD SP/100X260/R	31851	M-90	100X260	39,4x102,4	1	36,4	61
CHICAGO ROAD SP/50X150/R	31969	M-105	50X150	19,7x59,4	4	39,81	61
CHICAGO ROAD/90X90/A/C/R	31888	M-81	90X90	35,4x35,4	2	37,96	61
CRYSTAL THUNDER/60X120/EP	28562	M-40	60X120	23,6x47,2	2	37,63	71
CRYSTAL THUNDER/75,5X151/EP	28564	M-58	75,5X151	29,7x59,5	1	30,7	71
CRYSTAL WHITE/60X120/EP	28561	M-40	60X120	23,6x47,2	2	37,63	71
CRYSTAL WHITE/75,5X151/EP	28563	M-58	75,5X151	29,7x59,5	1	30,7	71
D.BRECCIA WHT/BLACK DIAGONALE NT/30X30/	29187	U-51	30X30	11,8x11,8	6	14	35
D.BRECCIA WHT/BLACK DIAGONALE/30X30/EP	29173	U-51	30X30	11,8x11,8	6	14	35
D.CHICAGO CLOUD GEO SP/25X25	32195	U-58	25X25	9,8x9,8	5	9,638	62
D.CHICAGO CLOUD NT MOSAIC/16T/30X30	32200	U-36	30X30	11,8x11,8	6	15,88	62
D.CHICAGO M/DOLPHIN/HAUTE MIX SP/30X30	32073	U-55	30X30	11,8x11,8	6	15,88	62
D.CHICAGO MOCHA GEO SP/25X25	32197	U-58	25X25	9,8x9,8	5	9,638	62
D.CHICAGO MOCHA NT MOSAIC/16T/30X30	32202	U-36	30X30	11,8x11,8	6	15,88	62
D.CHICAGO MOON GEO SP/25X25	32198	U-58	25X25	9,8x9,8	5	9,638	62
D.CHICAGO MOON NT MOSAIC/16T/30X30	32203	U-36	30X30	11,8x11,8	6	15,88	62
D.CHICAGO ROAD GEO SP/25X25	32196	U-58	25X25	9,8x9,8	5	9,638	62
D.CHICAGO ROAD NT MOSAIC/16T/30X30	32201	U-36	30X30	11,8x11,8	6	15,88	62
D.CRYSTAL MIX/30X30/EP	29172	U-51	30X30	11,8x11,8	6	11,96	71
D.DREAMY CLOUD ARROW/30X30/AS	30371	U-64	30X30	11,8x11,8	8	15,64	88
D.DREAMY CLOUD ARROW/30X30/EP	30375	U-64	30X30	11,8x11,8	8	15,64	88
D.DREAMY CLOUD SLASH/40X100/P/R	30367	U-69	40X100	15,75x39,4	4	18,8	88
D.DREAMY CLOUD SLASH/SP/40X100/R	30363	U-68	40X100	15,75x39,4	4	18,8	88
D.DREAMY CLOUD WALL TRIANGLE/29X29/SP	30360	U-55	29X29	11,4x11,4	7	12,24	88
D.DREAMY DESERT ARROW/30X30/AS	30372	U-64	30X30	11,8x11,8	8	15,64	88
D.DREAMY DESERT ARROW/30X30/EP	30376	U-64	30X30	11,8x11,8	8	15,64	88
D.DREAMY DESERT SLASH/40X100/P/R	30368	U-69	40X100	15,75x39,4	4	18,8	88
D.DREAMY DESERT SLASH/SP/40X100/R	30364	U-68	40X100	15,75x39,4	4	18,8	88
D.DREAMY DESERT WALL TRIANGLE/29X29/SP	30361	U-55	29X29	11,4x11,4	7	12,24	88
D.DREAMY MOCHA ARROW/30X30/AS	30373	U-64	30X30	11,8x11,8	8	15,64	88
D.DREAMY MOCHA ARROW/30X30/EP	30378	U-64	30X30	11,8x11,8	8	15,64	88
D.DREAMY MOCHA SLASH/40X100/P/R	30369	U-69	40X100	15,75x39,4	4	18,8	88
D.DREAMY MOCHA SLASH/SP/40X100/R	30365	U-68	40X100	15,7			

# Alphabetical index

## Índice alfabético

Item Artículo	Ref.	Price Tarifa	Size Formato (cm.)	Size Formato (in.)	Pcs box Pzs caja	Weight box Peso caja	Page Pág.
D.GROW PORTO TRIANGLE/29X29	31300	U-58	29X29	11,4x11,4	7	11	166
D.GROW TAUPE ARR 1/SP/9,6X44,9	31183	U-51	9,6X44,9	5,9x13,6	24	24	166
D.GROW TAUPE ARR 2/SP/9,6X44,9	31203	U-51	9,6X44,9	5,9x13,6	24	24	166
D.GROW TAUPE TANGRAM SP/30X30	31175	U-53	30X30	11,8x11,8	6	18,2	166
D.GROW TAUPE TRIANGLE/29X29	31301	U-58	29X29	11,4x11,4	7	11	166
D.GROW WHITE ARR 1/SP/9,6X44,9	31184	U-51	9,6X44,9	5,9x13,6	24	24	166
D.GROW WHITE ARR 2/SP/9,6X44,9	31205	U-51	9,6X44,9	5,9x13,6	24	24	166
D.GROW WHITE TANGRAM SP/30X30	31176	U-53	30X30	11,8x11,8	6	18,2	166
D.GROW WHITE TRIANGLE SP/29X29	31302	U-58	29X29	11,4x11,4	7	11	166
D.HAUTE WHITE TRIANGLE SP/29X29	31149	U-55	29X29	11,4x11,4	7	12,24	182
D.HAUTE WHITE/DOLPHIN MIX/30X30	31148	U-51	30X30	11,8x11,8	6	13,92	182
D.HAUTE WHITE/KALUA CHEVRON SP/30X21,9	31155	U-55	30X21,9	11,8x8,6	8	8,2	182
D.HAUTE WHITE/KALUA CHEVRON/30X21,9/EP	31152	U-55	30X21,9	11,8x8,6	8	8,2	182
D.HAUTE WHITE/TAUPE CHEVRON SP/30X21,9	31154	U-55	30X21,9	11,8x8,6	8	8,2	182
D.HAUTE WHITE/TAUPE CHEVRON/30X21,9/EP	31151	U-55	30X21,9	11,8x8,6	8	8,2	182
D.IRON DENIM SP/30X50	29168	M-64	30X50	11,8x19,7	6	18,86	193
D.IRON OXIDE SP/30X50	29169	M-64	30X50	11,8x19,7	6	18,86	193
D.LAKESTONE CLOUD TRIANGLE/29X29	29223	U-55	29X29	11,4x11,4	7	12,24	222
D.LAKESTONE MIX AS/30X30/C	29162	U-49	30X30	11,8x11,8	8	15,64	222
D.LAKESTONE MIX/30X30/EP	29164	U-49	30X30	11,8x11,8	8	15,64	222
D.LAKESTONE OAT TRIANGLE/29X29	29225	U-55	29X29	11,4x11,4	7	12,24	222
D.LAKESTONE OBLIQUE CLOUD/30X30	29165	U-55	30X30	11,8x11,8	8	15,64	222
D.LAKESTONE OBLIQUE DOLPHIN/30X30	29166	U-55	30X30	11,8x11,8	8	15,64	222
D.LAKESTONE OBLIQUE OAT/30X30	29167	U-55	30X30	11,8x11,8	8	15,64	222
D.LUMINA ICE TRIANGLE/29X29	26357	U-55	29X29	11,4x11,4	7	12,24	243
D.LUMINA-B TRIANGLE/29X29	26356	U-55	29X29	11,4x11,4	7	12,24	243
D.LUMINA-B/5/EP	19549	U-49	29,9X29,9	11,8x11,8	8	15	243
D.LUMINA-ICE/5/EP	26358	U-49	29,9X29,9	11,8x11,8	8	15	243
D.MAINSTONE CLOUD TRIANGLE/29X29	27885	U-55	29X29	11,4x11,4	7	12,24	270
D.MAINSTONE DOLPHIN TRIANGLE/29X29	27886	U-55	29X29	11,4x11,4	7	12,24	270
D.MAINSTONE MIX TANGRAM NT/30X30/C	27884	U-53	30X30	11,8x11,8	8	15,64	270
D.MAINSTONE MIX TANGRAM/30X30/EP	27883	U-53	30X30	11,8x11,8	8	15,64	270
D.MAINSTONE MOON TRIANGLE/29X29	27887	U-55	29X29	11,4x11,4	7	12,24	270
D.MAINSTONE OAT TRIANGLE/29X29	27888	U-55	29X29	11,4x11,4	7	12,24	270
D.MARQUINA BLACK MOSAIC/30X30/EP	23542	U-58	30X30	11,8x11,8	8	15,64	279
D.ORBICO DARK/DOLPHIN DIAGO/30X30/EP	27894	U-51	30X30	11,8x11,8	6	14,18	304
D.ORBICO DARK/MOON ARR.1/14,6X51/EP	27891	U-51	14,6X51	5,7x20,1	10	19,2	304
D.ORBICO DARK/MOON ARR.2/14,6X51/EP	27892	U-51	14,6X51	5,7x20,1	10	19,2	304
D.ORBICO LIGHT/OAT ARR.1/14,6X51/EP	27889	U-51	14,6X51	5,7x20,1	10	19,2	304
D.ORBICO LIGHT/OAT ARR.2/14,6X51/EP	27890	U-51	14,6X51	5,7x20,1	10	19,2	304
D.ORBICO LIGHT/OAT DIAGONALE/30X30/EP	27893	U-51	30X30	11,8x11,8	6	14	304
D.STATUARIO PLUS MOSAIC/30X30/EP	23541	U-58	30X30	11,8x11,8	8	15,64	317
D.SUPREME WHITE MIX/30X30/EP	27864	U-51	30X30	11,8x11,8	7	13,92	335
D.SUPREME WHITE TRIANGLE/29X29	27881	U-55	29X29	11,4x11,4	7	12,24	335
D.SUPREME WHITE/PORTO CHEVRON/30X21,9	27862	U-55	30X21,9	11,8x8,6	8	8,2	335
D.SUPREME WHITE/DOLPHIN ARR.1/14,6X51/EP	27872	U-51	14,6X51	5,7x20,1	10	19,2	335
D.SUPREME WHITE/DOLPHIN ARR.2/14,6X51/EP	27873	U-51	14,6X51	5,7x20,1	10	19,2	335
D.SUPREME WHITE/BLACK ARR.1/14,6X51/EP	27874	U-51	14,6X51	5,7x20,1	10	19,2	335
D.SUPREME WHITE/BLACK ARR.2/14,6X51/EP	27875	U-51	14,6X51	5,7x20,1	10	19,2	335
D.TORANO BIANCO MOSAIC/30X30	22282	U-58	30X30	11,8x11,8	8	15,64	347
D.TORANO BIANCO TRIANGLE/29X29	26363	U-55	29X29	11,4x11,4	7	12,24	347
D.TORANO GOLD MOSAIC/30X30	27316	U-58	30X30	11,8x11,8	8	15,64	347
DREAMY CLOUD AS/60X120/C/R	27360	M-91	60X120	23,6x47,2	2	33,18	87
DREAMY CLOUD AS/75,5X151/C/R	27364	M-92	75,5X151	29,7x59,5	1	26	87
DREAMY CLOUD DECOR SP/33,3X100/R	30361	M-97	33,3X100	13,1x39,4	4	24	87
DREAMY CLOUD SP/100X100/R	29790	M-93	100X100	39,4x39,4	2	36,8	87
DREAMY CLOUD SP/100X180/R	29773	M-94	100X180	39,4x70,9	2	70,25	87
DREAMY CLOUD SP/33,3X100/R	30299	M-96	33,3X100	13,1x39,4	4	24	87
DREAMY CLOUD/100X180/P	29785	M-76	100X180	39,4x70,9	2	73,05	87
DREAMY CLOUD/60X120/EP	27358	M-40	60X120	23,6x47,2	2	33,18	87
DREAMY CLOUD/75,5X151/EP	27362	M-58	75,5X151	29,7x59,5	1	26	87
DREAMY DESERT AS/60X120/C/R	30279	M-91	60X120	23,6x47,2	2	33,18	87
DREAMY DESERT AS/75,5X151/C/R	30282	M-92	75,5X151	29,7x59,5	1	26	87
DREAMY DESERT DECOR SP/33,3X100/R	30300	M-97	33,3X100	13,1x39,4	4	24	87
DREAMY DESERT SP/100X100/R	30284	M-93	100X100	39,4x39,4	2	36,8	87
DREAMY DESERT SP/100X180/R	29771	M-94	100X180	39,4x70,9	2	70,25	87
DREAMY DESERT SP/33,3X100/R	30294	M-96	33,3X100	13,1x39,4	4	24	87
DREAMY DESERT/100X180/P	30286	M-76	100X180	39,4x70,9	2	73,05	87
DREAMY DESERT/60X120/EP	30142	M-40	60X120	23,6x47,2	2	33,18	87
DREAMY DESERT/75,5X151/EP	30288	M-58	75,5X151	29,7x59,5	1	26	87
DREAMY MOCHA AS/60X120/C/R	30278	M-91	60X120	23,6x47,2	2	33,18	87
DREAMY MOCHA AS/75,5X151/C/R	30283	M-92	75,5X151	29,7x59,5	1	26	87
DREAMY MOCHA SP/100X100/R	30285	M-93	100X100	39,4x39,4	2	36,8	87
DREAMY MOCHA SP/100X180/R	29772	M-94	100X180	39,4x70,9	2	70,25	87
DREAMY MOCHA/100X180/P	30287	M-76	100X180	39,4x70,9	2	73,05	87

Item Artículo	Ref.	Price Tarifa	Size Formato (cm.)	Size Formato (in.)	Pcs box Pzs caja	Weight box Peso caja	Page Pág.
DREAMY MOCHA/60X120/EP	30143	M-40	60X120	23,6x47,2	2	33,18	87
DREAMY MOCHA/75,5X151/EP	30289	M-58	75,5X151	29,7x59,5	1	26	87
DREAMY ROAD AS/60X120/C/R	27359	M-91	60X120	23,6x47,2	2	33,18	87
DREAMY ROAD AS/75,5X151/C/R	27363	M-92	75,5X151	29,7x59,5	1	26	87
DREAMY ROAD SP/100X100/R	29787	M-93	100X100	39,4x39,4	2	36,8	87
DREAMY ROAD SP/100X180/R	29780	M-94	100X180	39,4x70,9	2	70,25	87
DREAMY ROAD/100X180/P	29786	M-76	100X180	39,4x70,9	2	73,05	87
DREAMY ROAD/60X120/EP	27357	M-40	60X120	23,6x47,2	2	33,18	87
DREAMY ROAD/75,5X151/EP	27361	M-58	75,5X151	29,7x59,5	1	26	87
DUAL WHITE DECOR SP/33,3X100/R	31788	M-97	33,3X100	13,1x39,4	3	21,92	105
DUAL WHITE NT/60X120/R	31739	M-101	60X120	23,6x47,2	2	33,18	105
DUAL WHITE NT/75,5X151/R	31740	M-103	75,5X151	29,7x59,5	1	26	105
DUAL WHITE SP/100X100/R	31743	M-93	100X100	39,4x39,4	2	36,8	105
DUAL WHITE SP/100X180/R	31744	M-94	100X180	39,4x70,9	2	70,25	105
DUAL WHITE SP/60X120/R	31846	M-100	100X260	39,4x102,4	1	36,4	105
DUAL WHITE SP/33,3X100/R	31787	M-96	33,3X100	13,1x39,4	4	24	105
DUAL WHITE SP/30X50	31745	M-76	100X180	39,4x70,9	2	70,25	105
DUAL WHITE/60X120/EP	31741	M-40	60X120	23,6x47,2	2	33,18	105
DUAL WHITE/75,5X151/EP	31742	M-58	75,5X151	29,7x59,5	1	26	105
DUAL WHITE/150X320/P	32062	M-109	150X320	59x126	1	150	102
E ELITE BLACK NT/150X320/R	32063	M-107	150X320	59x126	1	150	122
E ELITE CLOUD DECOR SP/33,3X100/R	29752	M-97	33,3X100	13,1x39,4	4	24	125
E ELITE CLOUD SP/100X180/R	29762	M-94	100X180	39,4x70,9	2	70,25	125
E ELITE CLOUD SP/33,3X100/R	29753	M-96	33,3X100	13,1x39,4	4	24	125
E ELITE CLOUD SP/60X120/R	29729	M-101	60X120	23,6x47,2	2	33,18	125
E ELITE CLOUD SP/75,5X151/R	31002	M-103	75,5X151	29,7x59,5	1	26	125
E ELITE CLOUD SP/90X90/R	31020	M-102	90X90	35,4x35,4	2	37,96	125
E ELITE CLOUD/90X90/A/R	31022	M-81	90X90	35,4x35,4	2	37,96	125
E ELITE DOLPHIN SP/100X180/R	29766	M-94	100X180	39,4x70,9	2	70,25	125
E ELITE DOLPHIN SP/60X120/R	29735	M-101	60X120	23,6x47,2	2	33,18	125
E ELITE DOLPHIN SP/75,5X151/R	31003	M-103	75,5X151	29,7x59,5	1	26	125
E ELITE DOLPHIN SP/90X90/R	31019	M-102	90X90	35,4x35,4	2	37,96	125
E ELITE DOLPHIN/90X90/A/R	31023	M-81	90X90	35,4x35,4	2	37,96	125
E ELITE OAT DECOR SP/33,3X100/R	29754	M-97	33,3X100	13,1x39,4	4	24	125
E ELITE OAT SP/100X180/R	29767	M-94	100X180	39,4x70,9	2	70,25	125
E ELITE OAT SP/33,3X100/R	29755	M-96	33,3X100	13,1x39,4	4	24	125
E ELITE OAT SP/60X120/R	29734	M-101	60X120	23,6x47,2	2	33,18	125
E ELITE OAT SP/75,5X151/R	31004	M-103	75,5X151	29,7x59,5	1	26	125
E ELITE OAT SP/90X90/R	31021	M-102	90X90	35,4x35,4	2	37,96	125
E ELITE OAT/90X90/A/R	31024	M-81	90X90	35,4x35,4	2	37,96	125
ETERNAL WHITE NT/100X180/C/R	23970	M-75	100X180	39,4x70,9	2	70,25	135
ETERNAL WHITE/100X180/P	24202	M-76	100X180	39,4x70,9	2	70,25	135
G GIOIA SILVER/60X120/EP	19507	M-40	60X120	23,6x47,2	2	37,63	141
GLACIER WHITE NT/60X120/R	27331	M-66	60X120	23,6x47,2	2	37,63	149
GLACIER WHITE NT/75,5X151/R	27333	M-59	75,5X151	29,7x59,5	1	30,7	149
GLACIER WHITE NT/90X90/R	27834	M-68	90X90	35,4x35,4	2	40	149
GLACIER WHITE/60X120/EP	27332	M-40	60X120	23,6x47,2	2	37,63	149
GLACIER WHITE/75,5X151/EP	27334	M-58	75,5X151	29,7x59,5	1	30,7	149
GLACIER WHITE/90X90/EP	27833	M-2	90X90	35,4x35,4	2	40	149
GROW DOLPHIN SP/24X151/R	30906	M-104	24X151	9,4x59,4	3	24,265	165
GROW HONEY SP/24X151/R	30904	M-104	24X151	9,4x59,4	3	24,265	165
GROW KALUA SP/24X151/R	31279	M-104	24X151	9,4x59,4	3	24,265	165
GROW KALUA SP/33,3X100/R	31095	M-97	33,3X100	13,1x39,4	4	24	165
GROW MAPLE SP/24X151/R	30903	M-104	24X151	9,4x59,4	3	24,265	165
GROW PORTO SP/24X151/R	30907	M-104	24X151	9,4x59,4	3	24,265	165
GROW TAUPE SP/24X151/R	30905	M-104	24X151	9,4x59,4	3	24,265	165
GROW TAUPE SP/33,3X100/R	31096	M-97	33,3X100	13,1x39,4	4	24	1

# MUSEUM

Once ceramic tiles reach the end of their useful life, they are inert waste. For their proper management, they should be given to an authorized waste management body for recycling purposes.

All colours and hues appearing in this catalogue should be considered approximate, only in view of the printing processes involved. The rights of all contents (texts, photographs, drawings, designs, etc.) of this catalogue remain the property of PERONDA GROUP S.A (or, failing that, they have the corresponding permissions of the owners). No part of this publication may be reproduced, stored in a retrieval system, or transmitted in any form or by any means, electronic, mechanical, photocopying, recording or otherwise, without the prior written permission of the copyright holders.

Paper made from fibers from responsibly managed forest and certified with the European eco-label.

Las baldosas cerámicas una vez que llegan al final de su vida útil son un residuo inerte, que para su correcta gestión debe ser entregado a un gestor autorizado de residuos, favoreciendo su reciclado.



Debido a los procesos de impresión, los colores que aparecen en este catálogo deben considerarse aproximados, y no exactos. Los derechos de todos los contenidos (textos, fotografías, dibujos, diseños etc) del presente catálogo son propiedad de PERONDA GROUP, S.A (o en su defecto, cuentan con los correspondientes permisos y autorizaciones de sus titulares). No está permitida la reproducción total o parcial de esta publicación, ni su tratamiento informático, ni la transmisión de ninguna forma o por cualquier medio, ya sea electrónico, mecánico, por fotocopia, por registro u otros medios, sin el permiso previo y por escrito de los titulares del copyright.

Papel fabricado con fibras provenientes de bosques gestionados de forma responsable y certificado con la Etiqueta Ecológica Europea.

© PERONDA GROUP 2021

Av. Manuel Escobedo, 26  
12200 Onda (Castellón) Spain  
+34 964 602 012

[museumsurfaces.com](http://museumsurfaces.com)