
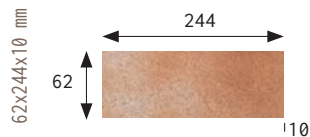


tiras/strips

ESMALTADOS GLAZED TILES
NATURALES NATURAL TILES



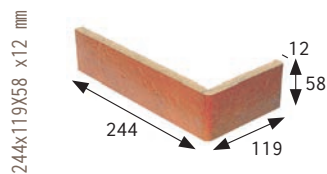
BASE 6x25* TILE 6x25*



Natural	Cod. 902878	·MC415·
Cotto Rojo	Cod. 903840	·MC427·
Cotto Blanco	Cod. 903841	·MC427·
Cotto Gris	Cod. 903842	·MC427·
Albany Teka	Cod. 902191	·MC480·
Isla Malta	Cod. 902948	·MC480·
Parma	Cod. 903832	·MC480·
Pisa	Cod. 903553	·MC480·
Añil Blanco	Cod. 902874	·MC427·
Añil Gris	Cod. 902875	·MC427·
Añil Tierra	Cod. 902876	·MC427·
Añil Rosa	Cod. 902873	·MC427·

*Se obtiene a partir de base de 12x25 premarcada.
*It is obtained from 12x25 premarked tile.

ÁNGULO FACHADA FACADE ANGLE



Albany Teka	Cod. 901464	·PZ070·
Isla Malta	Cod. 901467	·PZ070·
Parma	Cod. 901396	·PZ070·
Pisa	Cod. 904547	·PZ070·
Añil Blanco	Cod. 902968	·PZ070·
Añil Gris	Cod. 902969	·PZ070·
Añil Tierra	Cod. 902970	·PZ070·
Añil Rosa	Cod. 902971	·PZ070·

	Espesor (mm) Thickness (mm)	U.M.*	U.M./Caja U.M./Box	U.M./Palet U.M./Pallet	Pzs./U.M. Pcs./U.M.	Pzs./Caja Pcs./Box	Kg./U.M. Kg./U.M.	Kg./Caja Kg./Box	Kg./Palet Kg./Pallet
Base 6x25 (12x25 premarcada)	10	m ² sqm	0,64	76,8	64	40	17	10,640	1276,8
Tile 6x25 (premarked tile 12x25)									
Ángulo fachada Facade angle	12	Pz.Pc.	16	896	1	16	0,48	7,75	434

* Unidad de Medida. Los artículos medidos en m² o ml se sirven contando la junta normal entre piezas.
* Unit of Measure. Items measured in sqm or lm are delivered assuming average joint between pieces.


Anchura recomendada de la junta de colocación: 6-8 mm
Recommended joint width 6-8 mm



Mix Añil 6x25

tiras/strips

ESMALTADOS GLAZED TILES
NATURALES NATURAL TILES



BASE 6x33 TILE 6x33*



*Se obtiene a partir de base de 12x33 premarcada.
*It is obtained from 12x33 premarked tile.

Natural	Cod. 903942	·MC427
Mytho Acero	Cod. 902333	·MC503
Mytho Rubino	Cod. 903034	·MC503
Tatra Beige	Cod. 906117	·MC560
Tatra Carbón	Cod. 906122	·MC560
Tatra Gris	Cod. 906127	·MC560
Tatra Rojo	Cod. 906132	·MC560
Orión Beige	Cod. 904478	·MC560
Orión Gris	Cod. 904474	·MC560
Orión Jade	Cod. 904477	·MC560
Orión Antracita	Cod. 904605	·MC560
Capri Beige	Cod. 905068	·MC560
Capri Hueso	Cod. 905069	·MC560
Capri Gris	Cod. 905070	·MC560
Capri Carbón	Cod. 905071	·MC560
Capri Rojo	Cod. 905648	·MC560
Capri Chocolate	Cod. 905141	·MC560

BASE 6x50 TILE 6x50




*Se obtiene a partir de base de 12x50 premarcada.
*It is obtained from 12x50 premarked tile.

Tatra Beige	Cod. 906120	·MC570
Tatra Carbón	Cod. 906125	·MC570
Tatra Gris	Cod. 906130	·MC570
Tatra Rojo	Cod. 906135	·MC570
Orión Beige	Cod. 905779	·MC570
Orión Gris	Cod. 905780	·MC570
Orión Jade	Cod. 905781	·MC570
Orión Antracita	Cod. 905782	·MC570
Capri Beige	Cod. 905123	·MC570
Capri Hueso	Cod. 905124	·MC570
Capri Gris	Cod. 905125	·MC570
Capri Carbón	Cod. 905126	·MC570
Capri Rojo	Cod. 905784	·MC570
Capri Chocolate	Cod. 905783	·MC570

	Espesor (mm) Thickness (mm)	U.M.*	U.M./Caja U.M./Box	U.M./Palet U.M./Pallet	Pzs./U.M. Pcs./U.M.	Pzs./Caja Pcs./Box	Kg./U.M. Kg./U.M.	Kg./Caja Kg./Box	Kg./Palet Kg./Pallet
Base 6x33 (12x33 premarcada) Tile 6x33 (premarked tile 12x33)	10	m ² sqm	0,88	79,2	45,45	40	17,7	15,6	1404
Base 6x50 (12x50 premarcada) Tile 6x50 (premarked tile 12x50)	10	m ² sqm	0,99	69,3	30,3	30	17,6	17,4	1218

* Unidad de Medida. Los artículos medidos en m² o ml se sirven contando la junta normal entre piezas.
* Unit of Measure. Items measured in sqm or lm are delivered assuming average joint between pieces.

Anchura recomendada de la junta de colocación: 6-8 mm
Recommended joint width 6-8 mm



Mix Orión 6x50