




Nature


Nature White_60*120 SF Nature White_60*60 BHA D. Nature Mosaic
P.V Nature White ANG.P.V. Nature White E.P.V Nature White Rej. Nature White
Ang.Rej. Nature White T.Rej. Nature White





Nature


Nature Anthracite_90*90 BHA Nature Anthracite_90*90 SF



Nature

MATCHING WALL COLLECTIONS
NATURE_WHITE BODY | Pag. 278

NATURE



16 patterns

90 * 90 * 1 cm | 36 * 36"

RECTIFIED	SOFT BN48	ANTISLIP BUSH HAMMERED BN90
WHITE	25742	25755
GREY	25747	25756
BEIGE	25748	25757
ANTHRACITE	25749	25758

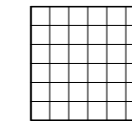


24 patterns

60 * 60 * 1 cm | 24 * 24"

RECTIFIED	SOFT BN33	ANTISLIP BUSH HAMMERED BN88
WHITE	25764	25801
GREY	25765	25802
BEIGE	25766	25803
ANTHRACITE	25767	25804


D. NATURE MOSAIC



30 * 30 cm | 12 * 12"


NO RECTIFIED	SOFT P37
WHITE	26086
GREY	26084
BEIGE	26083
ANTHRACITE	26082

D. NATURE SPAC



30 * 30 cm | 12 * 12"

NO RECTIFIED	SOFT P58
WHITE	26101
GREY	26099
BEIGE	26098
ANTHRACITE	26097



12 patterns

75,5 * 151 * 1 cm | 30 * 59"

RECTIFIED	SOFT BN118
WHITE	25841
GREY	25842
BEIGE	25843
ANTHRACITE	25844



12 patterns

60 * 120 * 1 cm | 24 * 48"

RECTIFIED	SOFT BN72	ANTISLIP BUSH HAMMERED BN116
WHITE	25818	25829
GREY	25819	25830
BEIGE	25820	25831
ANTHRACITE	25821	25832



48 patterns

29 * 90 * 1 cm | 12 * 36"

RECTIFIED	SOFT BN114
WHITE	26212
GREY	26211
BEIGE	26210
ANTHRACITE	26204



144 patterns

9,9 * 60 * 1 cm | 4 * 24"

RECTIFIED	SOFT BN97
WHITE	26302
GREY	26304
BEIGE	26303
ANTHRACITE	26301



White

Beige

Grey

Anthracite

Nature

*  UPEC

RHOM. NATURE

Ejemplos de posibles combinaciones. Se pueden realizar en todos los colores.
Examples of possible combinations. Available in all colours.

14,8 * 17 cm | 6 * 7"

NO RECTIFIED	SOFT
	P17
WHITE	26189
GREY	26188
BEIGE	26187
ANTHRACITE	26186



CARACTERÍSTICAS TÉCNICAS ANTIDESLIZAMIENTO | ANTI-SLIP CHARACTERISTICS

Ensayo Essay	Características Features	Resultado Result	
		SOFT	ANTISLIP BUSH HAMMERED
DIN 51130	Ángulo crítico (Pies calzados) Critical angle (footwear)	R10	R11
DIN 51097	Ángulo crítico (Pies descalzos) Critical angle (Wet loaded barefoot)	A+B	A+B+C
BS 7976-2	Antideslizamiento (Test del péndulo) Slip resistance (Pendulum test-PTV)	+36 Wet	+36 Wet
UNE-ENV 12633	Antideslizamiento (Test del péndulo) Slip resistance (Pendulum test)	Class 2	Class 3
ANSI A.1371	Coefficiente de Fricción Dinámico Dynamic Coefficient of Friction (DCOF)	> 0,42 Wet	> 0,42 Wet
ISO 10545-6	Resistencia a la abrasión profunda Resistance to Deep Abrasion	< 175 mm3	< 175 mm3

EMBALAJE | PACKING

(Los pesos aquí reflejados pueden sufrir ligeras variaciones en función del lote de producción. Weights shown here may slightly vary depending on the production lot.)

Formato Sizes	Cajas Boxes			Pallet			Cont./20' 21500 kg.	Cont./20' 24000 kg.
cm	Piezas	m2/sq.m	kg	Cajas	m2/ sq.m	kg	Tamaño cm aprox.	m2/ sq.m
75,5 * 151 * 1	1	1,14	26	44	50,16	1189	160 * 92 * 76	853 m2 (17 pallets)
90 * 90 * 1	2	1,62	40	22	35,64	905	105 * 95 * 75	846,7
29 * 90 * 1	3	0,78	20,00	54	42,12	1105	105 * 95 * 75	819,53
60 * 120 * 1	2	1,44	33,18	27	38,88	920	120 * 80 * 75	908,61
60 * 60 * 1	3	1,08	24,3	36	38,88	899	120 * 80 * 75	929,83
9,9 * 60 * 1	13	0,77	16,45	64	49,28	1065	100 * 100 * 94	994,85
inch	units	ft2	lb	Boxes	ft2	lb	Sizes Inch approx.	ft2
29 3/4 * 59 7/16 * 3/8	1	12,27	57,32	44	539,91	2621,29	47 1/4 * 31 1/2 * 29 15/16	9181,62 ft2 (17 pallets)
35 7/16 * 35 7/16 * 3/8	2	17,44	83,69	22	383,63	1.896,22	41 5/6 * 37 3/8 * 29 1/2	9589,39
11 7/16 * 35 7/16 * 3/8	3	8,40	44,09	54	453,38	2436,53	41 5/16 * 37 3/8 * 29 1/2	8821,41
23 5/8 * 47 1/4 * 3/8	2	15,50	73,15	27	418,50	2.027,92	47 1/4 * 31 1/2 * 29 1/2	9781,75
23 5/8 * 23 5/8 * 3/8	3	11,63	53,57	36	418,50	1.981,49	47 1/4 * 31 1/2 * 29 1/2	10010,95
3 7/8 * 23 5/8 * 3/8	13	8,29	36,27	64	530,45	2348,33	39 3/8 * 39 3/8 * 37	10708,61

* UPEC disponible en acabado soft | UPEC available in soft finished

White

Beige

Grey

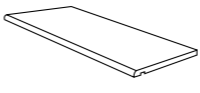
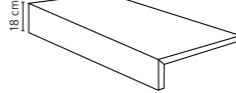
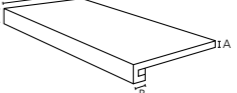
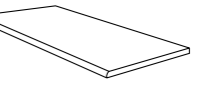
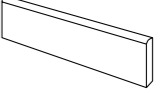
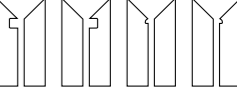
Anthracite



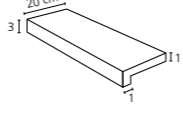
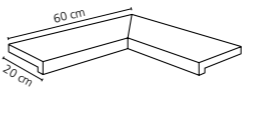
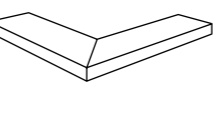
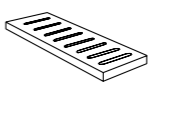
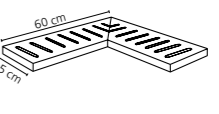
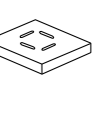
CARACTERÍSTICAS TÉCNICAS | TECHNICAL CHARACTERISTICS

joint	frost proof	versatile	full body	diferent shades	shade variation	various graphics
						

PIEZA COMPLEMENTARIA | COMPLEMENTARY PIECE

AF. Alféizar - Windowsill	PL. /18 Peldaño técnico - Technical stair - thread	PT. Peldaño técnico - Technical stair - thread	PR. Peldaño Romo Rounded stair - thread	R. Rodapie Skirting	S.K.I.	S.K.D.	Z.R.I.	Z.R.D.
								
25*90 cm 10*36" P77 25*120 cm 10*48" P54	30*90 cm 12*36" P76 30*60 cm 12*24" P54 30*120 cm 12*48" P75 30*75,5 cm 12 * 30" P70 30*151 cm 12 * 59" P80	30*90 cm 12*36" P76 30*60 cm 12*24" P54 30*120 cm 12*48" P75 30*75,5 cm 12 * 30" P70 30*151 cm 12 * 59" P80 A= 1 cm B= 3 cm	30*90 cm 12*36" P61 30*60 cm 12*24" P64 30*75,5 cm 12 * 30" P78 30*120 cm 12*48" P77 30*151 cm 12 * 59" P54	8*90/SF cm 3*36" P44 8*60 cm 3*24" P13 8*75,5 cm 3 * 30" P43	8*30 cm 3 * 12" P55			

PIEZA ESPECIAL PISCINA | SPECIAL PIECE POOL

P.V. Peldaño Vierendeau Pool Coping	ANG.P.V. Peldaño vierendeau angulo Pool Coping internal corner	E.P.V. Peldaño vierendeau esquina Pool Coping external corner	REJ. Rejilla Drainage grate	ANG.REJ. Angulo rejilla Angle corner drainage grate	T.REJ. Taco rejilla Square corner drainage grate
					
20*60 cm 8*24" P61 20*90 cm 8*36" P81	20*60 cm 8*24" P70 (PACK 2 units) 20*90 cm 8*36" P75 (PACK 2 units)	20*60 cm 8*24" P70 (PACK 2 units) 20*90 cm 8*36" P75 (PACK 2 units)	15*60*2,2 cm 6*24" P54 15*90*2,2 cm 6*36" P76	15*60*2,2 cm 6*24" P75 (PACK 2 units) 15*90*2,2 cm 6*36" P57 (PACK 2 units)	15*15*2,2 cm 6*6" P85 15*15*2,2 cm 6*6" P85