



FABRICA / FACTORY
C/ Gibraltar, 18
Pol.Ind.Fuente del Jarro, II fase
46988 Paterna (Valencia) ESPAÑA
Tel: +34 961 321 214
Fax : +34 961 321 304
e-mail: info@adexspain.com

ALMACEN / WAREHOUSE
Calle de la Cosa, 27
12.200 Onda (Castellón) ESPAÑA
Tel: +34 964 601 358
Fax : +34 964 605 285

ADEX U.S.A H.Q EAST COAST
9450 NW 12th Street
Miami, FL 33172
Tel: 305.513.4633
Fax : 305.513.4634
customerservice@adexusa.com

ADEX U.S.A WEST COAST
Ea Walnut Avenue 2344
Fullerton, CA 92831
Tel: 714.773.0197
Fax : 714.773.9352
customerservicewest@adexusa.com

ADEX U.S.A NORTHEAST
1000 Wall St. W. Lyndhurst
NJ. 07071
Tel: 201.355.8772
Fax : 201.636.2802
customerservicene@adexusa.com



HABITAT COLLECTION





HABITAT
COLLECTION



INDICE

GLOSSY FINISH

Cloud	Pag 04	
Alabaster	Pag 06	
Graphite	Pag 08	
Leaf	Pag 10	
Pewter	Pag 12	
River Blue	Pag 14	

MATTE FINISH

Cloud	Pag 16	
Alabaster	Pag 18	
Graphite	Pag 20	
Leaf	Pag 22	
Pewter	Pag 24	
River Blue	Pag 26	
Technical Information	28	




GLOSSY AVAILABLE COLORS

CLOUD GLOSSY




FIELD TILES


UNDULATED



ADHA 1002 6,5 cm x 13 cm



ADHA 1008 6,5 cm x 26 cm



ADHA 1014 13 cm x 13 cm

TRIMS

FINISHING EDGES



FE

ADHA 5050 1,4 cm x 26 cm



FE Corner
ADHA 5110

DECORATIVE ACCESSORIES



ADHA 5014 1,5 cm x 26 cm




ADHA 5038 2,5 cm x 26 cm




ADHA 5098

FINISHING TOUCHES



ADHA 5026 5 cm x 26 cm



ADHA 5002 10 cm x 26 cm

END CAPS



ADHA 5074




ADHA 5062

FRAME CORNERS



ADHA 5080



Cloud Glossy




GLOSSY AVAILABLE COLORS

ALABASTER GLOSSY




FIELD TILES

UNDULATED



ADHA 1001 6,5 cm x 13 cm



ADHA 1007 6,5 cm x 26 cm



ADHA 1013 13 cm x 13 cm

TRIMS

FINISHING EDGES



FE

ADHA 5049 1,4 cm x 26 cm



FE Corner
ADHA 5109

DECORATIVE ACCESSORIES



ADHA 5013 1,5 cm x 26 cm



ADHA 5037 2,5 cm x 26 cm



ADHA 5097

FINISHING TOUCHES



ADHA 5025 5 cm x 26 cm



ADHA 5001 10 cm x 26 cm

END CAPS



ADHA 5073



ADHA 5061

FRAME CORNERS



ADHA 5079

Alabaster Glossy





GLOSSY AVAILABLE COLORS

GRAPHITE GLOSSY



FIELD TILES


UNDULATED



ADHA 1003 6,5 cm x 13 cm



ADHA 1009 6,5 cm x 26 cm



ADHA 1015 13 cm x 13 cm


TRIMS

FINISHING EDGES



FE

ADHA 5051 1,4 cm x 26 cm



FE Corner
ADHA 5111

DECORATIVE ACCESSORIES



ADHA 5015 1,5 cm x 26 cm



ADHA 5039 2,5 cm x 26 cm



ADHA 5099

FINISHING TOUCHES



ADHA 5027 5 cm x 26 cm



ADHA 5003 10 cm x 26 cm

END CAPS



ADHA 5075



ADHA 5063

FRAME CORNERS



ADHA 5081



Graphite Glossy




GLOSSY AVAILABLE COLORS

LEAF GLOSSY




FIELD TILES

UNDULATED



ADHA 1004 6,5 cm x 13 cm



ADHA 1010 6,5 cm x 26 cm



ADHA 1016 13 cm x 13 cm

TRIMS

FINISHING EDGES



FE

ADHA 5052 1,4 cm x 26 cm



FE Corner
ADHA 5112

DECORATIVE ACCESSORIES



ADHA 5016 1,5 cm x 26 cm



ADHA 5040 2,5 cm x 26 cm



ADHA 5100

FINISHING TOUCHES



ADHA 5028 5 cm x 26 cm



ADHA 5004 10 cm x 26 cm

END CAPS



ADHA 5076



ADHA 5064

FRAME CORNERS



ADHA 5082

Leaf Glossy






GLOSSY AVAILABLE COLORS

PEWTER GLOSSY




FIELD TILES

UNDULATED



ADHA 1005 6,5 cm x 13 cm



ADHA 1011 6,5 cm x 26 cm



ADHA 1017 13 cm x 13 cm

TRIMS

FINISHING EDGES



FE

ADHA 5053 1,4 cm x 26 cm



FE Corner
ADHA 5113

DECORATIVE ACCESSORIES



ADHA 5017 1,5 cm x 26 cm



ADHA 5041 2,5 cm x 26 cm



ADHA 5101

FINISHING TOUCHES



ADHA 5029 5 cm x 26 cm



ADHA 5005 10 cm x 26 cm

END CAPS



ADHA 5077



ADHA 5065

FRAME CORNERS



ADHA 5083

Pewter Glossy





GLOSSY AVAILABLE COLORS

RIVER BLUE GLOSSY



FIELD TILES

UNDULATED



ADHA 1006 6,5 cm x 13 cm



ADHA 1012 6,5 cm x 26 cm



ADHA 1018 13 cm x 13 cm

TRIMS

FINISHING EDGES



FE

ADHA 5054 1,4 cm x 26 cm




FE Corner
ADHA 5114

DECORATIVE ACCESSORIES



ADHA 5018 1,5 cm x 26 cm



ADHA 5042 2,5 cm x 26 cm



ADHA 5102

FINISHING TOUCHES



ADHA 5030 5 cm x 26 cm



ADHA 5006 10 cm x 26 cm

END CAPS



ADHA 5078



ADHA 5066

FRAME CORNERS



ADHA 5084





MATTE AVAILABLE COLORS

CLOUD MATTE




FIELD TILES


UNDULATED



ADHA 1020 6,5 cm x 13 cm



ADHA 1026 6,5 cm x 26 cm



ADHA 1032 13 cm x 13 cm

TRIMS

FINISHING EDGES



FE

ADHA 5056 1,4 cm x 26 cm



FE Corner
ADHA 5116

DECORATIVE ACCESSORIES



ADHA 5020 1,5 cm x 26 cm




ADHA 5044 2,5 cm x 26 cm




ADHA 5104

FINISHING TOUCHES



ADHA 5032 5 cm x 26 cm



ADHA 5008 10 cm x 26 cm

END CAPS



ADHA 5086




ADHA 5068

FRAME CORNERS



ADHA 5092

Cloud Matte






MATTE AVAILABLE COLORS

ALABASTER MATTE




FIELD TILES


UNDULATED



ADHA 1019 6,5 cm x 13 cm



ADHA 1025 6,5 cm x 26 cm



ADHA 1031 13 cm x 13 cm

TRIMS

FINISHING EDGES



FE

ADHA 5055 1,4 cm x 26 cm



FE Corner
ADHA 5115

DECORATIVE ACCESSORIES



ADHA 5019 1,5 cm x 26 cm



ADHA 5043 2,5 cm x 26 cm



ADHA 5103

FINISHING TOUCHES



ADHA 5031 5 cm x 26 cm



ADHA 5007 10 cm x 26 cm

END CAPS



ADHA 5085



ADHA 5067

FRAME CORNERS



ADHA 5091



Alabaster Matte



MATTE AVAILABLE COLORS

GRAPHITE MATTE



FIELD TILES

UNDULATED



ADHA 1021 6,5 cm x 13 cm



ADHA 1027 6,5 cm x 26 cm



ADHA 1033 13 cm x 13 cm

TRIMS

FINISHING EDGES



FE

ADHA 5057 1,4 cm x 26 cm



FE Corner
ADHA 5117

DECORATIVE ACCESSORIES



ADHA 5021 1,5 cm x 26 cm



ADHA 5045 2,5 cm x 26 cm



ADHA 5105

FINISHING TOUCHES



ADHA 5033 5 cm x 26 cm



ADHA 5009 10 cm x 26 cm

END CAPS



ADHA 5087



ADHA 5069

FRAME CORNERS



ADHA 5093






MATTE AVAILABLE COLORS




LEAF MATTE

FIELD TILES


UNDULATED



ADHA 1022 6,5 cm x 13 cm



ADHA 1028 6,5 cm x 26 cm



ADHA 1034 13 cm x 13 cm

TRIMS

FINISHING EDGES



FE

ADHA 5058 1,4 cm x 26 cm



FE Corner
ADHA 5118

DECORATIVE ACCESSORIES



ADHA 5022 1,5 cm x 26 cm



ADHA 5046 2,5 cm x 26 cm




ADHA 5106

FINISHING TOUCHES



ADHA 5034 5 cm x 26 cm



ADHA 5010 10 cm x 26 cm

END CAPS



ADHA 5088



ADHA 5070

FRAME CORNERS



ADHA 5094

Leaf Matte






MATTE AVAILABLE COLORS

PEWTER MATTE




FIELD TILES


UNDULATED



ADHA 1023 6,5 cm x 13 cm



ADHA 1029 6,5 cm x 26 cm



ADHA 1035 13 cm x 13 cm

TRIMS

FINISHING EDGES



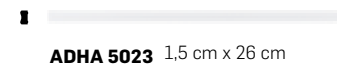
FE

ADHA 5059 1,4 cm x 26 cm



FE Corner
ADHA 5119

DECORATIVE ACCESSORIES



ADHA 5023 1,5 cm x 26 cm




ADHA 5047 2,5 cm x 26 cm




ADHA 5107

FINISHING TOUCHES



ADHA 5035 5 cm x 26 cm



ADHA 5011 10 cm x 26 cm

END CAPS



ADHA 5089



ADHA 5071

FRAME CORNERS



ADHA 5095






MATTE AVAILABLE COLORS

RIVER BLUE MATTE




FIELD TILES

UNDULATED



ADHA 1024 6,5 cm x 13 cm



ADHA 1030 6,5 cm x 26 cm



ADHA 1036 13 cm x 13 cm

TRIMS

FINISHING EDGES



FE

ADHA 5060 1,4 cm x 26 cm



FE Corner
ADHA 5120

DECORATIVE ACCESSORIES



ADHA 5024 1,5 cm x 26 cm



ADHA 5048 2,5 cm x 26 cm




ADHA 5108

FINISHING TOUCHES



ADHA 5036 5 cm x 26 cm



ADHA 5012 10 cm x 26 cm

END CAPS



ADHA 5090



ADHA 5072

FRAME CORNERS



ADHA 5096

River Blue Matte





DISCOVER ALL
THAT COMES
WITH HABITAT

TECHNICAL INFORMATION



FIELD TILES		
SIZE	SIZE SPECIFICATIONS	THICKNESS*
UNDULATED TILE		
2.5"x5.1"	2.520" x 5.118" (64mm x 130mm)	0.295" (7.5mm)
2.5"x10.3"	2.520" x 10.315" (64mm x 262mm)	0.303" (7.7mm)
5.1"x5.1"	5.118" x 5.118" (130mm x 130mm)	0.303" (7.7mm)
DECORATIVE ACCESORIES & FINISHING TOUCHES		
Liner (One Overglazed Edge) 0.6"x10.3"	0.630" x 10.315"(16mm x 262mm)	0.354" (9mm)
Quarter Round 1"x10.3"	1.024" x 10.315" (26mm x 262mm)	0.394" (10mm)
Molding 2"x10.3"	2.008" x 10.315" (51mm x 262mm)	0.591" (15mm)
Base Board (Glazed Top Edge) 4"x10.3"	3.976" x 10.315" (101mm x 262mm)	0.551" (14mm)
APPLICATIONS		
	SUITABLE RESIDENTIAL	SUITABLE COMMERCIAL
Bathroom walls	YES	YES
Shower walls	YES	YES
Kitchen walls	YES	YES
Countertops	YES	NO
Fireplace surrounds	YES	YES
Outdoor cooking/Bar Spaces	YES	YES
Pool Waterlines	NO	NO
Water Fountains	NO	NO
Floors	NO	NO
PERFORMANCE CHARACTERISTICS		
	TEST METHOD ATSM / ISO	RESULT
Water Absorption	C-373 / 10545-3	Pass
Breaking Strength	C-648 / 10545-4	Pass
Chemical Resistance	C-651 / 10545-14	Resistant
Facial Dimensions	C-499 / 10545-2	Pass
Range of Thickness	C-499 / 10545-2	Pass
Warpage	C-485 / 10545-2	Pass

*Thickness is understood as the highest point of the tile.

INSTALLATION	
GROUT JOINT RECOMMENDATION	SHADE VARIATION
1/8"	V3 - Moderate Variation

CLEANING RECOMMENDATIONS
Routine with non-abrasive cleaners

CHARACTERISTICS	
GLAZE	Solid with subtle movement and high color variation
SURFACE SHEEN	Glossy and Matte
TEXTURE	Slightly Undulated

ICON LEGEND



Due to the nature of our tile, a certain amount of variation in color, shading, surface and texture are to be expected.

This collection is characterized by its shade variation. Some colors in the series have more variation than others. Expect shade variation between the individual field tiles and between field and trim within each color. Due to the shape of the pieces and the nature of production, this is especially true for variation between field and trims. Trim pieces like quarter rounds, finishing edges and other moldings may have more glaze pooling and different pooling effects than other pieces. Expect variation within each run, and from production to production. IT IS IMPORTANT TO BLEND TILE WITHIN EACH CARTON AND FROM MULTIPLE CARTONS DURING INSTALLATION. This is best achieved by laying out the material prior to installation.



Our company has an environmental management system in place according to the Norm ISO 14001 certified by European Quality Assurance (EQA)