

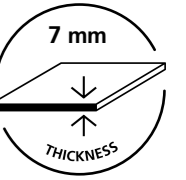


Village Wall

Queens-S_33,3*100
Village-S_33,3*100



Village Wall




VILLAGE B




QUEENS B




VILLAGE S



QUEENS S



VILLAGE



9 patterns

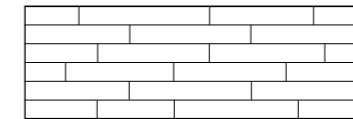
33,3 * 100 * 0,7 cm | 13 * 39"

RECTIFIED	NATURAL
S	21059
B	21060



22303 ALUMINIO/100/MAT _ 100 * 0,5 cm | 39 * 0,2" _ P42

QUEENS



3 patterns


33,3 * 100 * 0,7 cm | 13 * 39"

RECTIFIED	NATURAL
S	21361
B	21363



26153 L. GOLDEN/MAT/100 _ 100 * 0,5 cm | 39 * 0,2" _ P42

D. VILLAGE MOSAIC



30 * 30 cm | 12 * 12"

NO RECTIFIED	NATURAL
S	22620
B	22619

CARACTERÍSTICAS TÉCNICAS | TECHNICAL CHARACTERISTICS

joint	wall tiles	mat	thickness	diferent shades	shade variation	various graphics

EMBALAJE | PACKING

(Los pesos aquí reflejados pueden sufrir ligeras variaciones en función del lote de producción. Weights shown here may slightly vary depending on the production lot.)

Formato Sizes	Cajas Boxes			Pallet			Cont./20'	Cont./20'
	Piezas	m2/ sq.m	kg	Cajas	m2/ sq.m	kg	Tamaño cm aprox.	m2/ sq.m
cm	6	2	26,60	24	48	663	118 * 110 * 48	1556,56
inch	units	ft2	lb	Boxes	ft2	lb	Sizes Inch approx.	ft2
13 1/8 * 39 3/8 * 1/4	6	21,53	58,65	24	516,67	1461,92	46 7/16 * 43 5/16 * 18 7/8	18703,06