



Pure

Pure Decor Alex White_25*75



Pure White Decor Smith_25*75 Pure White_25*75
Mila Cold_60*60 SF



Pure


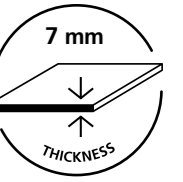
Otlet-W



Fiber-W Fiber-G

40 * 120 cm | 16 * 48"

33,3 * 100 cm | 13 * 39"



PURE W

PURE



40 * 120 * 0,7 cm | 16 * 48"

RECTIFIED	NATURAL
	BN101
W	23378



PURE Prism

PURE PRISM



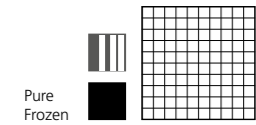
40 * 120 * 0,86 cm | 16 * 48"

RECTIFIED	NATURAL
	BN102
W	23377



19182 ALUMINIO/120 _ 120 * 0,5 cm | 48 * 0,2" _ P44

D.WHITE MIX MOSAIC



Pure Frozen

30 * 30 cm | 12 * 12"

NO RECTIFIED	NATURAL
	P44
D.WHITE MIX MOSAIC	22615

CARACTERÍSTICAS TÉCNICAS | TECHNICAL CHARACTERISTICS

joint	wall tiles	mat	thickness

EMBALAJE | PACKING


Formato Sizes	Cajas Boxes			Pallet			Cont./20' 21500 kg.	Cont./20' 24000 kg.	
	Piezas	m ² /sq.m	kg	Cajas	m ² /sq.m	kg			Tamaño cm aprox.
cm									
40 * 120 * 0,7	5	2,36	27,50	20	47,20	574	120 * 75 * 54	1767,94	1973,52
inch	Units	ft ²	lb	Boxes	ft ²	lb	Sizes inch approx.	ft ²	ft ²
15 9/16 * 46 15/16 * 1/4	5	25,40	60,64	20	508,06	1265,67	47 1/4 * 29 1/2 * 21 1/4	19030,15	21242,96

PURE



33,3 * 100 * 0,7 cm | 13 * 39"

RECTIFIED	NATURAL
	BN65
W	20586



15,5 * 100 * 0,7 cm | 3,9 * 39"

RECTIFIED	NATURAL
	BN105
W	23824




8 * 33,3 * 0,7 cm | 3 * 13"

RECTIFIED	NATURAL
	BN106
W	23827

PURE Striped



PURE STRIPED



33,3 * 100 * 0,7 cm | 13 * 39"

RECTIFIED	NATURAL
	BN66
PURE STRIPED	23169



22303 ALUMINIO/100/MAT _ 100*0,5 cm | 39 * 0,2" _ P42



26153 L. GOLDEN/MAT/100 _ 100 * 0,5 cm | 39 * 0,2" _ P42

CARACTERÍSTICAS TÉCNICAS | TECHNICAL CHARACTERISTICS


joint	wall tiles	mat	thickness

EMBALAJE | PACKING

(Los pesos aquí reflejados pueden sufrir ligeras variaciones en función del lote de producción. Weights shown here may slightly vary depending on the production lot.)

Formato Sizes	Cajas Boxes			Pallet			Cont./20' 21500 kg.	Cont./20' 24000 kg.	
	Piezas	m ² /sq.m	kg	Cajas	m ² /sq.m	kg			Tamaño cm aprox.
cm									
33,3 * 100 * 0,7	6	2	26,60	24	48	663	118 * 110 * 48	1556,56	1737,56
inch	units	ft ²	lb	Boxes	ft ²	lb	Sizes Inch approx.	ft ²	ft ²
13 1/8 * 39 3/8 * 1/4	6	21,53	58,65	24	516,67	1461,92	46 7/16 * 43 5/16 * 18 7/8	16754,82	18703,06

Pure



PURE W

PURE



32 * 90 * 1,05 cm | 13 * 36"

RECTIFIED	NATURAL
	BN29

W 16159



NO RECTIFIED	NATURAL
	BN21

W 16150

32 * 90 cm | 13 * 36"



OTLET W

OTLET



32 * 90 * 1,05 cm | 13 * 36"

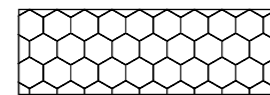
RECTIFIED	NATURAL
	BN36

W 18159



MAZE W

MAZE



32 * 90 * 1,05 cm | 13 * 36"

RECTIFIED	NATURAL
	BN36

W 16158



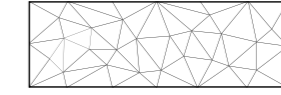
NO RECTIFIED	NATURAL
	BN25

W 16152



FIBER W

FIBER



32 * 90 * 1,05 cm | 13 * 36"

RECTIFIED	NATURAL
	BN36

W 16161

G 16160




33 * 91 * 1,05 cm | 13 * 36"

NO RECTIFIED	NATURAL
	BN25

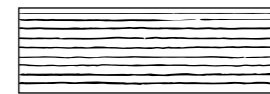
W 16153

G 16151



LINOC W

LINOC



32 * 90 * 1,05 cm | 13 * 36"

RECTIFIED	NATURAL
	BN36

W 18157



NO RECTIFIED	NATURAL
	BN25

W 18154



FIBER G



20347 L. IRON ANTHRACITE _ 1,5 * 90 cm | 0,6 * 36" _ P38



20348 L. IRON MOCCHA _ 1,5 * 90 cm | 0,6 * 36" _ P38



07021 ACERO/90 _ 1,5 * 90 cm | 0,6 * 36" _ P30



07605 ALUMINIO/90 _ 0,5 * 90 cm | 0,2 * 36" _ P39

CARACTERÍSTICAS TÉCNICAS | TECHNICAL CHARACTERISTICS


joint	wall tiles	matt

EMBALAJE | PACKING

(Los pesos aquí reflejados pueden sufrir ligeras variaciones en función del lote de producción. Weights shown here may slightly vary depending on the production lot.)

Formato Sizes	Cajas Boxes			Pallet			Tamaño cm aprox.	Cont./20'	Cont./20'
	Piezas	m2/ sq.m	kg	Cajas	m2/ sq.m	kg		21500 kg.	24000 kg.
cm								m2/ sq.m	m2/ sq.m
32 * 90 * 1,05	4	1,15	20,90	56	64,40	1194	120 * 80 * 105	1159,63	1294,47
33 * 91 * 1,05	4	1,20	21,80	51	61,20	1136	120 * 80 * 106	1158,27	1292,96
inch	Units	ft2	lb	Boxes	ft2	lb	Sizes inch approx.	ft2	ft2
12 5/8 * 35 7/16 * 7/16	4	12,38	46,08	56	693,20	2632,77	47 1/4 * 31 1/2 * 41 5/16	12482,27	13933,70
13 * 35 13/16 * 7/16	4	12,92	48,07	51	658,76	2504,88	47 1/4 * 31 1/2 * 41 3/4	12467,67	13917,40

PURE White



PURE



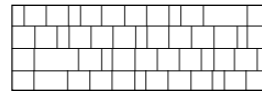
25 * 75 * 1,05 cm | 10 * 30"

NO RECTIFIED	NATURAL
	BN16
WHITE	21786
SILVER	23171

PURE White | Decor Smith



PURE DECOR SMITH




25 * 75 * 1,05 cm | 10 * 30"

NO RECTIFIED	NATURAL
	BN20
WHITE	21788
SILVER	23174

PURE White | Decor Alex



PURE DECOR ALEX




25 * 75 * 1,05 cm | 10 * 30"

NO RECTIFIED	NATURAL
	BN20
WHITE	21787

25 * 75 cm | 10 * 30"

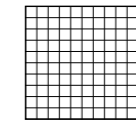
PURE Silver



PURE Silver | Decor Smith



D. PURE MOSAIC



30 * 30 cm | 12 * 12"

NO RECTIFIED	NATURAL
	P44
SILVER	23531


D. WHITE MIX MOSAIC



30 * 30 cm | 12 * 12"

NO RECTIFIED	NATURAL
	P44
D. WHITE MIX MOSAIC	22615

D. PURE MOSAIC



30 * 30 cm | 12 * 12"

NO RECTIFIED	NATURAL
	P64
D. PURE MOSAIC	22332



20345 L. IRON SNUFF _ 1 * 75 cm | 0,4 * 30" _ P35



20346 L. IRON NATURAL _ 1 * 75 cm | 0,4 * 30" _ P35



11899 ALUMINIO/75 _ 0,5 * 75 cm | 0,2 * 30" _ P36

EMBALAJE | PACKING

(Los pesos aquí reflejados pueden sufrir ligeras variaciones en función del lote de producción. Weights shown here may slightly vary depending on the production lot.)

Formato Sizes	Cajas Boxes			Pallet			Tamaño cm aprox. Sizes inch approx.	Cont./20'	Cont./20'
	Piezas	m2/ sq.m	kg	Cajas	m2/ sq.m	kg		21500 kg.	24000 kg.
cm								m2/ sq.m	m2/ sq.m
25 * 75 * 1,05	7	1,31	23,58	42	55,02	1014	120 * 80 * 90	1166,60	1302,25
inch	Units	ft2	lb	Boxes	ft2	lb		ft2	ft2
9 13/16 * 29 1/2 * 7/16	7	14,10	51,99	42	592,24	2235,87	47 1/4 * 31 1/2 * 35 7/16	12557,26	14017,40

CARACTERÍSTICAS TÉCNICAS | TECHNICAL CHARACTERISTICS

joint	wall tiles	matt